

Safety Instructions

Micropilot

FMR50/51/52/53/54/56/57

4-20 mA HART

Associated Safety Instructions (XA) on page 4





Micropilot FMR50/51/52/53/54/56/57

4-20 mA HART

Table of contents

Associated documentation	4
Zone 0, Zone 1: 1 channel	5
Zone 0, Zone 1: 2 channels	6
Zone 1: 1 channel	7
Zone 1: 2 channels	22
Zone 20, Zone 21: 1 channel	37
Zone 20, Zone 21: 2 channels	45

Associated documentation

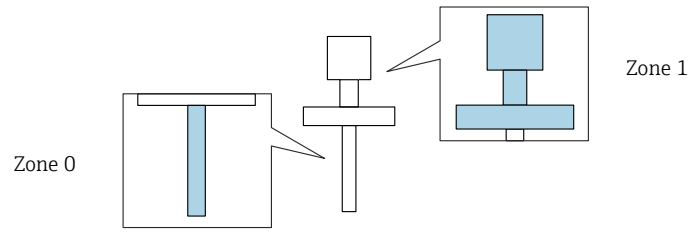
This document is an integral part of the following Safety Instructions:

ATEX, IECEx:
XA00683F/00

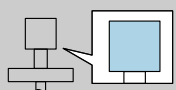
UK:
XA02389F/00

Zone 0, Zone 1: 1 channel

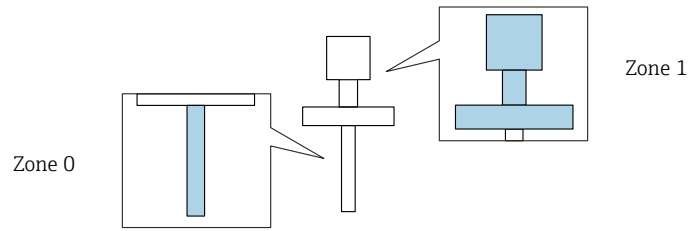
Position 3 = A, B, C: 1 channel used



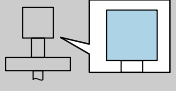
FMR5x

 = B, C	(1)	P1		P2		P3		P4		P5		P6		
		T _p	T _a	T _p	T _a	T _p	T _a	T _p	T _a	T _p	T _a	T _p	T _a	
	A, B, C	T6	-20	60	60	60	60	60	60	-40	-20	-40	-	-
		T5	-20	75	60	75	60	75	60	-40	-20	-40	-	-
		T4	-20	80	60	80	60	80	60	-40	-20	-40	-	-

Zone 0, Zone 1: 2 channels Position 3 = B, C: 2 channels used



FMR5x

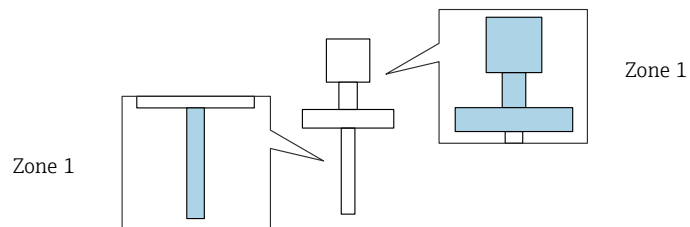
 = B, C	(2)	P1		P2		P3		P4		P5		P6		
		T _p	T _a	T _p	T _a	T _p	T _a	T _p	T _a	T _p	T _a	T _p	T _a	
	B	T6	-20	51	51	51	49	51	-40	-20	-40	-	-	
		T5	-20	66	60	66	60	66	60	-40	-20	-40	-	-
		T4	-20	75	60	75	60	75	60	-40	-20	-40	-	-
	C	T6	-20	54	54	54	54	53	54	-40	-20	-40	-	-
		T5	-20	69	60	69	60	69	60	-40	-20	-40	-	-
		T4	-20	78	60	78	60	78	60	-40	-20	-40	-	-

Zone 1: 1 channel

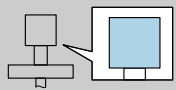
Position 3 = A, B, C: 1 channel used

Page references to the temperature tables of the respective device types: See the following list.

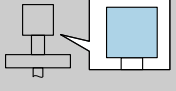
- FMR50 → 7
- FMR51 → 8
- FMR52 → 11
- FMR53 → 13
- FMR54 → 15
- FMR56 → 19
- FMR57 → 20



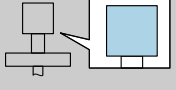
FMR50

	(1)	T6	P1		P2		P3		P4		P5		P6	
			T _p	T _a	T _p	T _a	T _p	T _a	T _p	T _a	T _p	T _a	T _p	T _a
	A, B, C	T6	-40	60	60	60	80	58	80	-40	-40	-40	-	-

FMR51

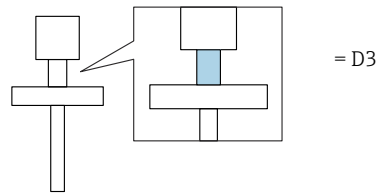
 = B	(1)	P1		P2		P3		P4		P5		P6		
		T _p	T _a	T _p	T _a	T _p	T _a	T _p	T _a	T _p	T _a	T _p	T _a	
	A, B, C	T6	-40	60	60	60	85	54	85	-40	-40	-40	-	-
		T5	-40	75	75	75	100	69	100	-40	-40	-40	-	-
		T4	-40	80	80	80	135	68	135	-40	-40	-40	-	-
		T3 ¹⁾	-40	80	80	80	150	65	150	-40	-40	-40	-	-

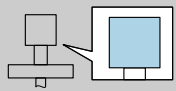
1) Functional: Maximum permissible process temperature

 = C	(1)	P1		P2		P3		P4		P5		P6		
		T _p	T _a	T _p	T _a	T _p	T _a	T _p	T _a	T _p	T _a	T _p	T _a	
	A, B, C	T6	-40	60	60	60	85	55	85	-40	-40	-40	-	-
		T5	-40	75	75	75	100	70	100	-40	-40	-40	-	-
		T4	-40	80	80	80	135	70	135	-40	-40	-40	-	-
		T3 ¹⁾	-40	80	80	80	150	68	150	-40	-40	-40	-	-

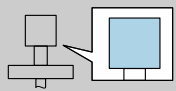
1) Functional: Maximum permissible process temperature

FMR51



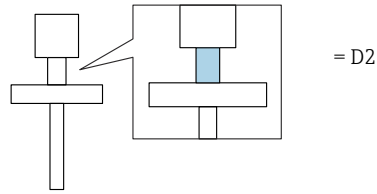
 = B	(1)	P1		P2		P3		P4		P5		P6		
		T _p	T _a	T _p	T _a	T _p	T _a	T _p	T _a	T _p	T _a	T _p	T _a	
	A, B, C	T6	-40	60	60	60	85	57	85	-40	-40	-40	-	-
		T5	-40	75	75	75	100	72	100	-40	-40	-40	-	-
		T4	-40	80	80	80	135	74	135	-40	-40	-40	-	-
		T3	-40	80	80	80	200	67	200	-40	-40	-40	-	-
		T2 ¹⁾	-40	80	80	80	250	62	250	-40	-40	-40	-	-

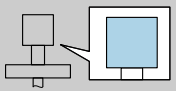
1) Functional: Maximum permissible process temperature

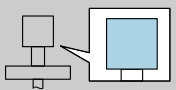
 = C	(1)	P1		P2		P3		P4		P5		P6		
		T _p	T _a	T _p	T _a	T _p	T _a	T _p	T _a	T _p	T _a	T _p	T _a	
	A, B, C	T6	-40	60	60	60	85	58	85	-40	-40	-40	-	-
		T5	-40	75	75	75	100	73	100	-40	-40	-40	-	-
		T4	-40	80	80	80	135	75	135	-40	-40	-40	-	-
		T3	-40	80	80	80	200	70	200	-40	-40	-40	-	-
		T2 ¹⁾	-40	80	80	80	250	66	250	-40	-40	-40	-	-

1) Functional: Maximum permissible process temperature

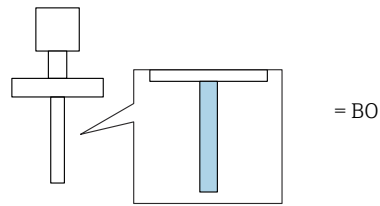
FMR51

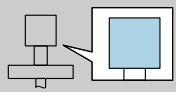


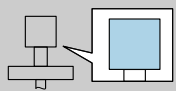
 = B	(1)	P1		P2		P3		P4		P5		P6		
		T _p	T _a	T _p	T _a	T _p	T _a	T _p	T _a	T _p	T _a	T _p	T _a	
	A, B, C	T6	-196	60	60	60	85	56	85	-40	-40	-40	-196	-15
		T5	-196	75	75	75	100	71	100	-40	-40	-40	-196	-15
		T4	-196	80	80	80	135	72	135	-40	-40	-40	-196	-15
		T3	-196	80	80	80	200	64	200	-40	-40	-40	-196	-15
		T2	-196	80	80	80	300	50	300	-40	-40	-40	-196	-15

 = C	(1)	P1		P2		P3		P4		P5		P6		
		T _p	T _a	T _p	T _a	T _p	T _a	T _p	T _a	T _p	T _a	T _p	T _a	
	A, B, C	T6	-196	60	60	60	85	57	85	-40	-40	-40	-196	-20
		T5	-196	75	75	75	100	72	100	-40	-40	-40	-196	-20
		T4	-196	80	80	80	135	74	135	-40	-40	-40	-196	-20
		T3	-196	80	80	80	200	67	200	-40	-40	-40	-196	-20
		T2	-196	80	80	80	300	56	300	-40	-40	-40	-196	-20
		T1	-196	80	80	80	450	39	450	-40	-40	-40	-196	-20

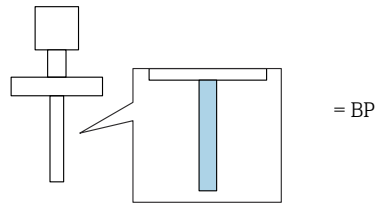
FMR52

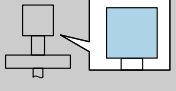


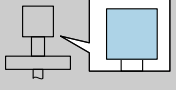
 = B	(1)		P1		P2		P3		P4		P5		P6	
			T _p	T _a	T _p	T _a	T _p	T _a	T _p	T _a	T _p	T _a	T _p	T _a
	A, B, C	T6	-196	60	60	60	85	55	85	-40	-40	-40	-196	-3
		T5	-196	75	75	75	100	70	100	-40	-40	-40	-196	-3
		T4	-196	80	80	80	135	71	135	-40	-40	-40	-196	-3
		T3	-196	80	80	80	200	59	200	-40	-40	-40	-196	-3

 = C	(1)		P1		P2		P3		P4		P5		P6	
			T _p	T _a	T _p	T _a	T _p	T _a	T _p	T _a	T _p	T _a	T _p	T _a
	A, B, C	T6	-196	60	60	60	85	56	85	-40	-40	-40	-196	-14
		T5	-196	75	75	75	100	71	100	-40	-40	-40	-196	-14
		T4	-196	80	80	80	135	72	135	-40	-40	-40	-196	-14
		T3	-196	80	80	80	200	63	200	-40	-40	-40	-196	-14

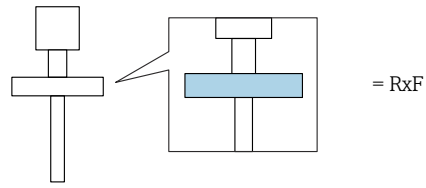
FMR52

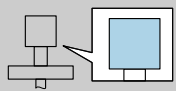


 = B	(1)	P1		P2		P3		P4		P5		P6		
		T _p	T _a	T _p	T _a	T _p	T _a	T _p	T _a	T _p	T _a	T _p	T _a	
	A, B, C	T6	-196	60	60	60	85	54	85	-40	-40	-40	-196	10
		T5	-196	75	75	75	100	69	100	-40	-40	-40	-196	10
		T4	-196	80	80	80	135	69	135	-40	-40	-40	-196	10
		T3	-196	80	80	80	200	55	200	-40	-40	-40	-196	10

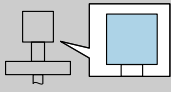
 = C	(1)	P1		P2		P3		P4		P5		P6		
		T _p	T _a	T _p	T _a	T _p	T _a	T _p	T _a	T _p	T _a	T _p	T _a	
	A, B, C	T6	-196	60	60	60	85	55	85	-40	-40	-40	-196	-8
		T5	-196	75	75	75	100	70	100	-40	-40	-40	-196	-8
		T4	-196	80	80	80	135	71	135	-40	-40	-40	-196	-8
		T3	-196	80	80	80	200	60	200	-40	-40	-40	-196	-8

FMR53

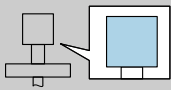


 = B, C	(1)		P1		P2		P3		P4		P5		P6	
			T _p	T _a	T _p	T _a	T _p	T _a	T _p	T _a	T _p	T _a	T _p	T _a
	A, B, C	T6	-40	60	60	60	80	58	80	-40	-40	-40	-	-

FMR53

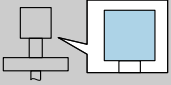
 = B	(1)	P1		P2		P3		P4		P5		P6		
		T _p	T _a	T _p	T _a	T _p	T _a	T _p	T _a	T _p	T _a	T _p	T _a	
	A, B, C	T6	-40	60	60	60	85	53	85	-40	-40	-40	-	-
		T5	-40	75	75	75	100	68	100	-40	-40	-40	-	-
		T4	-40	80	80	80	135	67	135	-40	-40	-40	-	-
		T3 ¹⁾	-40	80	80	80	150	64	150	-40	-40	-40	-	-

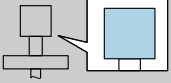
1) Functional: Maximum permissible process temperature

 = C	(1)	P1		P2		P3		P4		P5		P6		
		T _p	T _a	T _p	T _a	T _p	T _a	T _p	T _a	T _p	T _a	T _p	T _a	
	A, B, C	T6	-40	60	60	60	85	54	85	-40	-40	-40	-	-
		T5	-40	75	75	75	100	69	100	-40	-40	-40	-	-
		T4	-40	80	80	80	135	70	135	-40	-40	-40	-	-
		T3 ¹⁾	-40	80	80	80	150	67	150	-40	-40	-40	-	-

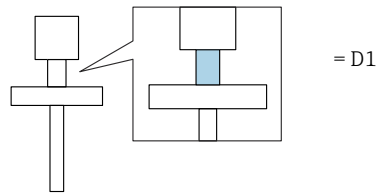
1) Functional: Maximum permissible process temperature

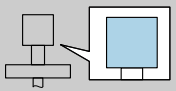
FMR54

 = B	(1)	P1		P2		P3		P4		P5		P6		
		T _p	T _a	T _p	T _a	T _p	T _a	T _p	T _a	T _p	T _a	T _p	T _a	
	A, B, C	T6	-40	60	60	60	85	53	85	-40	-40	-40	-	-
		T5	-40	75	75	75	100	68	100	-40	-40	-40	-	-
		T4	-40	80	80	80	135	67	135	-40	-40	-40	-	-
		T3	-40	80	80	80	200	51	200	-40	-40	-40	-	-

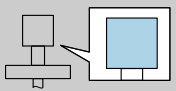
 = C	(1)	P1		P2		P3		P4		P5		P6		
		T _p	T _a	T _p	T _a	T _p	T _a	T _p	T _a	T _p	T _a	T _p	T _a	
	A, B, C	T6	-40	60	60	60	85	54	85	-40	-40	-40	-	-
		T5	-40	75	75	75	100	69	100	-40	-40	-40	-	-
		T4	-40	80	80	80	135	69	135	-40	-40	-40	-	-
		T3	-40	80	80	80	200	56	200	-40	-40	-40	-	-

FMR54



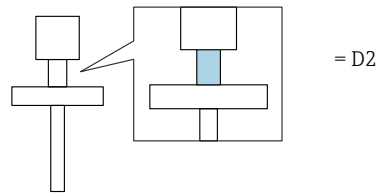
 = B	(1)	P1		P2		P3		P4		P5		P6		
		T _p	T _a	T _p	T _a	T _p	T _a	T _p	T _a	T _p	T _a	T _p	T _a	
	A, B, C	T6	-196	60	60	60	85	55	85	-40	-40	-40	-196	-4
		T5	-196	75	75	75	100	70	100	-40	-40	-40	-196	-4
		T4	-196	80	80	80	135	71	135	-40	-40	-40	-196	-4
		T3	-196	80	80	80	200	60	200	-40	-40	-40	-196	-4
		T2 ¹⁾	-196	80	80	80	280	46	280	-40	-40	-40	-196	-4

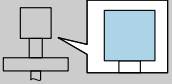
1) Functional: Maximum permissible process temperature

 = C	(1)	P1		P2		P3		P4		P5		P6		
		T _p	T _a	T _p	T _a	T _p	T _a	T _p	T _a	T _p	T _a	T _p	T _a	
	A, B, C	T6	-196	60	60	60	85	56	85	-40	-40	-40	-196	-15
		T5	-196	75	75	75	100	71	100	-40	-40	-40	-196	-15
		T4	-196	80	80	80	135	72	135	-40	-40	-40	-196	-15
		T3	-196	80	80	80	200	64	200	-40	-40	-40	-196	-15
		T2 ¹⁾	-196	80	80	80	280	53	280	-40	-40	-40	-196	-15

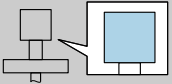
1) Functional: Maximum permissible process temperature

FMR54



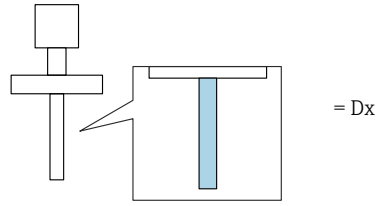
 = B	(1)	P1		P2		P3		P4		P5		P6		
		T _p	T _a	T _p	T _a	T _p	T _a	T _p	T _a	T _p	T _a	T _p	T _a	
	A, B, C	T6	-196	60	60	60	85	56	85	-40	-40	-40	-196	-13
		T5	-196	75	75	75	100	71	100	-40	-40	-40	-196	-13
		T4	-196	80	80	80	135	72	135	-40	-40	-40	-196	-13
		T3	-196	80	80	80	200	62	200	-40	-40	-40	-196	-13
		T2	-196	80	80	80	300	48	300	-40	-40	-40	-196	-13
		T1 ¹⁾	-196	80	80	80	400	31	400	-40	-40	-40	-196	-13

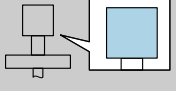
1) Functional: Maximum permissible process temperature

 = C	(1)	P1		P2		P3		P4		P5		P6		
		T _p	T _a	T _p	T _a	T _p	T _a	T _p	T _a	T _p	T _a	T _p	T _a	
	A, B, C	T6	-196	60	60	60	85	57	85	-40	-40	-40	-196	-19
		T5	-196	75	75	75	100	72	100	-40	-40	-40	-196	-19
		T4	-196	80	80	80	135	74	135	-40	-40	-40	-196	-19
		T3	-196	80	80	80	200	66	200	-40	-40	-40	-196	-19
		T2	-196	80	80	80	300	54	300	-40	-40	-40	-196	-19
		T1 ¹⁾	-196	80	80	80	400	42	400	-40	-40	-40	-196	-19

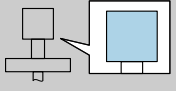
1) Functional: Maximum permissible process temperature

FMR54



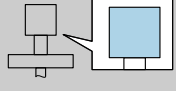
 = B	(1)	P1		P2		P3		P4		P5		P6		
		T _p	T _a	T _p	T _a	T _p	T _a	T _p	T _a	T _p	T _a	T _p	T _a	
	A, B, C	T6	-40	60	60	60	85	55	85	-40	-40	-40	-	-
		T5	-40	75	75	75	100	70	100	-40	-40	-40	-	-
		T4	-40	80	80	80	135	70	135	-40	-40	-40	-	-
		T3 ¹⁾	-40	80	80	80	150	68	150	-40	-40	-40	-	-

1) Functional: Maximum permissible process temperature

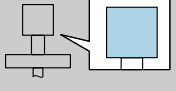
 = C	(1)	P1		P2		P3		P4		P5		P6		
		T _p	T _a	T _p	T _a	T _p	T _a	T _p	T _a	T _p	T _a	T _p	T _a	
	A, B, C	T6	-40	60	60	60	85	56	85	-40	-40	-40	-	-
		T5	-40	75	75	75	100	71	100	-40	-40	-40	-	-
		T4	-40	80	80	80	135	72	135	-40	-40	-40	-	-
		T3 ¹⁾	-40	80	80	80	150	70	150	-40	-40	-40	-	-

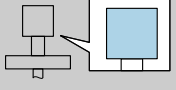
1) Functional: Maximum permissible process temperature

FMR56

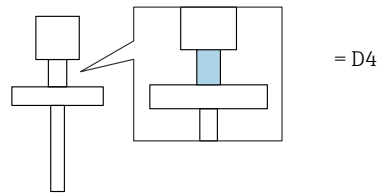
 = C	(1)	P1		P2		P3		P4		P5		P6		
		T _p	T _a	T _p	T _a	T _p	T _a	T _p	T _a	T _p	T _a	T _p	T _a	
	A, B, C	T6	-40	60	60	60	80	58	80	-40	-40	-40	-	-

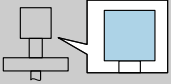
FMR57

 = B	(1)	P1		P2		P3		P4		P5		P6		
		T _p	T _a	T _p	T _a	T _p	T _a	T _p	T _a	T _p	T _a	T _p	T _a	
	A, B, C	T6	-40	60	60	60	85	56	85	-40	-40	-40	-	-
		T5	-40	75	75	75	100	71	100	-40	-40	-40	-	-
		T4	-40	80	80	80	135	73	135	-40	-40	-40	-	-
		T3	-40	80	80	80	200	65	200	-40	-40	-40	-	-

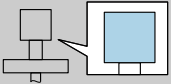
 = C	(1)	P1		P2		P3		P4		P5		P6		
		T _p	T _a	T _p	T _a	T _p	T _a	T _p	T _a	T _p	T _a	T _p	T _a	
	A, B, C	T6	-40	60	60	60	85	57	85	-40	-40	-40	-	-
		T5	-40	75	75	75	100	72	100	-40	-40	-40	-	-
		T4	-40	80	80	80	135	75	135	-40	-40	-40	-	-
		T3	-40	80	80	80	200	69	200	-40	-40	-40	-	-

FMR57



 = B	(1)	P1		P2		P3		P4		P5		P6		
		T _p	T _a	T _p	T _a	T _p	T _a	T _p	T _a	T _p	T _a	T _p	T _a	
	A, B, C	T6	-40	60	60	60	85	57	85	-40	-40	-40	-	-
		T5	-40	75	75	75	100	72	100	-40	-40	-40	-	-
		T4	-40	80	80	80	135	75	135	-40	-40	-40	-	-
		T3	-40	80	80	80	200	69	200	-40	-40	-40	-	-
		T2	-40	80	80	80	300	60	300	-40	-40	-40	-	-
		T1 ¹⁾	-40	80	80	80	400	51	400	-40	-40	-40	-	-

1) Functional: Maximum permissible process temperature

 = C	(1)	P1		P2		P3		P4		P5		P6		
		T _p	T _a	T _p	T _a	T _p	T _a	T _p	T _a	T _p	T _a	T _p	T _a	
	A, B, C	T6	-40	60	60	60	85	58	85	-40	-40	-40	-	-
		T5	-40	75	75	75	100	73	100	-40	-40	-40	-	-
		T4	-40	80	80	80	135	76	135	-40	-40	-40	-	-
		T3	-40	80	80	80	200	71	200	-40	-40	-40	-	-
		T2	-40	80	80	80	300	64	300	-40	-40	-40	-	-
		T1 ¹⁾	-40	80	80	80	400	57	400	-40	-40	-40	-	-

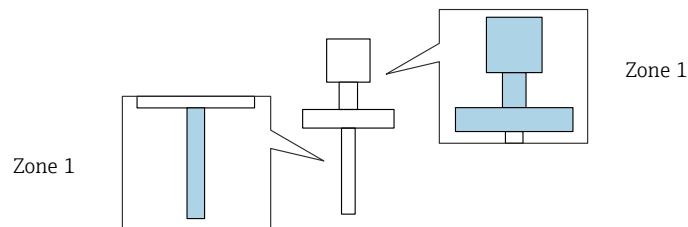
1) Functional: Maximum permissible process temperature

Zone 1: 2 channels

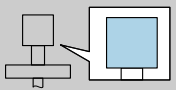
Position 3 = B, C: 2 channels used

Page references to the temperature tables of the respective device types: See the following list.

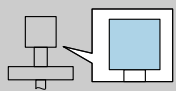
- FMR50 → 22
- FMR51 → 23
- FMR52 → 26
- FMR53 → 28
- FMR54 → 30
- FMR56 → 34
- FMR57 → 35



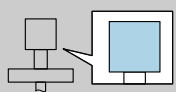
FMR50

 = C	(2)	P1		P2		P3		P4		P5		P6		
		T _p	T _a	T _p	T _a	T _p	T _a	T _p	T _a	T _p	T _a	T _p	T _a	
	B	T6	-40	51	51	51	80	49	80	-40	-40	-40	-	-
	C	T6	-40	54	54	54	80	52	80	-40	-40	-40	-	-

FMR51

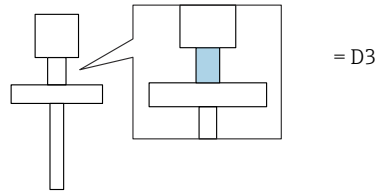
 = B	(2)	P1		P2		P3		P4		P5		P6		
		T _p	T _a	T _p	T _a	T _p	T _a	T _p	T _a	T _p	T _a	T _p	T _a	
	B	T6	-40	51	51	51	85	44	85	-40	-40	-40	-	-
		T5	-40	66	66	66	100	59	100	-40	-40	-40	-	-
		T4	-40	75	75	75	135	62	135	-40	-40	-40	-	-
		T3 ¹⁾	-40	75	75	75	150	59	150	-40	-40	-40	-	-
	C	T6	-40	54	54	54	85	48	85	-40	-40	-40	-	-
		T5	-40	69	69	69	100	63	100	-40	-40	-40	-	-
		T4	-40	78	78	78	135	66	135	-40	-40	-40	-	-
		T3 ¹⁾	-40	78	78	78	150	63	150	-40	-40	-40	-	-

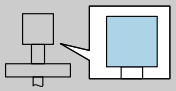
1) Functional: Maximum permissible process temperature

 = C	(2)	P1		P2		P3		P4		P5		P6		
		T _p	T _a	T _p	T _a	T _p	T _a	T _p	T _a	T _p	T _a	T _p	T _a	
	B	T6	-40	51	51	51	85	45	85	-40	-40	-40	-	-
		T5	-40	66	66	66	100	60	100	-40	-40	-40	-	-
		T4	-40	75	75	75	135	65	135	-40	-40	-40	-	-
		T3 ¹⁾	-40	75	75	75	150	62	150	-40	-40	-40	-	-
	C	T6	-40	54	54	54	85	49	85	-40	-40	-40	-	-
		T5	-40	69	69	69	100	64	100	-40	-40	-40	-	-
		T4	-40	78	78	78	135	68	135	-40	-40	-40	-	-
		T3 ¹⁾	-40	78	78	78	150	66	150	-40	-40	-40	-	-

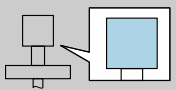
1) Functional: Maximum permissible process temperature

FMR51



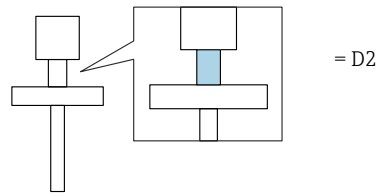
 = B	(2)	P1		P2		P3		P4		P5		P6		
		T _p	T _a	T _p	T _a	T _p	T _a	T _p	T _a	T _p	T _a	T _p	T _a	
	B	T6	-40	51	51	51	85	48	85	-40	-40	-40	-	-
		T5	-40	66	66	66	100	63	100	-40	-40	-40	-	-
		T4	-40	75	75	75	135	69	135	-40	-40	-40	-	-
		T3	-40	75	75	75	200	62	200	-40	-40	-40	-	-
		T2 ¹⁾	-40	75	75	75	250	57	250	-40	-40	-40	-	-
	C	T6	-40	54	54	54	85	51	85	-40	-40	-40	-	-
		T5	-40	69	69	69	100	66	100	-40	-40	-40	-	-
		T4	-40	78	78	78	135	72	135	-40	-40	-40	-	-
		T3	-40	78	78	78	200	65	200	-40	-40	-40	-	-
		T2 ¹⁾	-40	78	78	78	250	60	250	-40	-40	-40	-	-

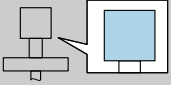
1) Functional: Maximum permissible process temperature

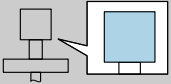
 = C	(2)	P1		P2		P3		P4		P5		P6		
		T _p	T _a	T _p	T _a	T _p	T _a	T _p	T _a	T _p	T _a	T _p	T _a	
	B	T6	-40	51	51	51	85	48	85	-40	-40	-40	-	-
		T5	-40	66	66	66	100	63	100	-40	-40	-40	-	-
		T4	-40	75	75	75	135	70	135	-40	-40	-40	-	-
		T3	-40	75	75	75	200	65	200	-40	-40	-40	-	-
		T2 ¹⁾	-40	75	75	75	250	60	250	-40	-40	-40	-	-
	C	T6	-40	54	54	54	85	52	85	-40	-40	-40	-	-
		T5	-40	69	69	69	100	67	100	-40	-40	-40	-	-
		T4	-40	78	78	78	135	73	135	-40	-40	-40	-	-
		T3	-40	78	78	78	200	68	200	-40	-40	-40	-	-
		T2 ¹⁾	-40	78	78	78	250	64	250	-40	-40	-40	-	-

1) Functional: Maximum permissible process temperature

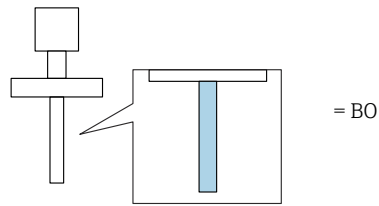
FMR51

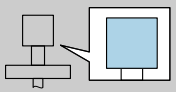


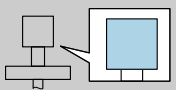
 = B	(2)	P1		P2		P3		P4		P5		P6		
		T _p	T _a	T _p	T _a	T _p	T _a	T _p	T _a	T _p	T _a	T _p	T _a	
	B	T6	-196	51	51	51	85	47	85	-40	-40	-40	-196	-15
		T5	-196	66	66	66	100	62	100	-40	-40	-40	-196	-15
		T4	-196	75	75	75	135	67	135	-40	-40	-40	-196	-15
		T3	-196	75	75	75	200	58	200	-40	-40	-40	-196	-15
		T2	-196	75	75	75	300	44	300	-40	-40	-40	-196	-15
	C	T6	-196	54	54	54	85	50	85	-40	-40	-40	-196	-15
		T5	-196	69	69	69	100	65	100	-40	-40	-40	-196	-15
		T4	-196	78	78	78	135	70	135	-40	-40	-40	-196	-15
		T3	-196	78	78	78	200	61	200	-40	-40	-40	-196	-15
		T2	-196	78	78	78	300	48	300	-40	-40	-40	-196	-15

 = C	(2)	P1		P2		P3		P4		P5		P6		
		T _p	T _a	T _p	T _a	T _p	T _a	T _p	T _a	T _p	T _a	T _p	T _a	
	B	T6	-196	51	51	51	85	48	85	-40	-40	-40	-196	-20
		T5	-196	66	66	66	100	63	100	-40	-40	-40	-196	-20
		T4	-196	75	75	75	135	68	135	-40	-40	-40	-196	-20
		T3	-196	75	75	75	200	61	200	-40	-40	-40	-196	-20
		T2	-196	75	75	75	300	51	300	-40	-40	-40	-196	-20
		T1	-196	75	75	75	450	34	450	-40	-40	-40	-196	-20
	C	T6	-196	54	54	54	85	51	85	-40	-40	-40	-196	-20
		T5	-196	69	69	69	100	66	100	-40	-40	-40	-196	-20
		T4	-196	78	78	78	135	72	135	-40	-40	-40	-196	-20
		T3	-196	78	78	78	200	65	200	-40	-40	-40	-196	-20
		T2	-196	78	78	78	300	54	300	-40	-40	-40	-196	-20
T1	-196	78	78	78	450	38	450	-40	-40	-40	-196	-20		

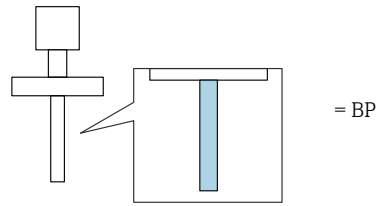
FMR52

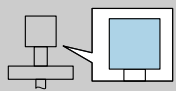


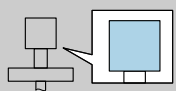
 = B	(2)	P1		P2		P3		P4		P5		P6		
		T _p	T _a	T _p	T _a	T _p	T _a	T _p	T _a	T _p	T _a	T _p	T _a	
	B	T6	-196	51	51	51	85	45	85	-40	-40	-40	-196	-3
		T5	-196	66	66	66	100	60	100	-40	-40	-40	-196	-3
		T4	-196	75	75	75	135	65	135	-40	-40	-40	-196	-3
		T3	-196	75	75	75	200	53	200	-40	-40	-40	-196	-3
	C	T6	-196	54	54	54	85	49	85	-40	-40	-40	-196	-3
		T5	-196	69	69	69	100	64	100	-40	-40	-40	-196	-3
		T4	-196	78	78	78	135	68	135	-40	-40	-40	-196	-3
		T3	-196	78	78	78	200	57	200	-40	-40	-40	-196	-3

 = C	(2)	P1		P2		P3		P4		P5		P6		
		T _p	T _a	T _p	T _a	T _p	T _a	T _p	T _a	T _p	T _a	T _p	T _a	
	B	T6	-196	51	51	51	85	47	85	-40	-40	-40	-196	-14
		T5	-196	66	66	66	100	62	100	-40	-40	-40	-196	-14
		T4	-196	75	75	75	135	67	135	-40	-40	-40	-196	-14
		T3	-196	75	75	75	200	58	200	-40	-40	-40	-196	-14
	C	T6	-196	54	54	54	85	50	85	-40	-40	-40	-196	-14
		T5	-196	69	69	69	100	65	100	-40	-40	-40	-196	-14
		T4	-196	78	78	78	135	70	135	-40	-40	-40	-196	-14
		T3	-196	78	78	78	200	61	200	-40	-40	-40	-196	-14

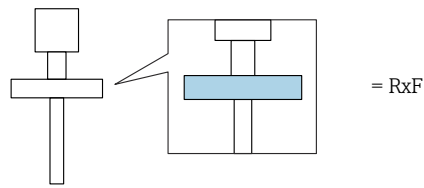
FMR52

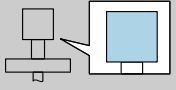


 = B	(2)		P1		P2		P3		P4		P5		P6	
			T _p	T _a	T _p	T _a	T _p	T _a	T _p	T _a	T _p	T _a	T _p	T _a
	B	T6	-196	51	51	51	85	44	85	-40	-40	-40	-196	10
		T5	-196	66	66	66	100	59	100	-40	-40	-40	-196	10
		T4	-196	75	75	75	135	63	135	-40	-40	-40	-196	10
		T3	-196	75	75	75	200	49	200	-40	-40	-40	-196	10
	C	T6	-196	54	54	54	85	48	85	-40	-40	-40	-196	10
		T5	-196	69	69	69	100	63	100	-40	-40	-40	-196	10
		T4	-196	78	78	78	135	66	135	-40	-40	-40	-196	10
		T3	-196	78	78	78	200	53	200	-40	-40	-40	-196	10

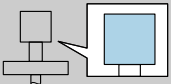
 = C	(2)		P1		P2		P3		P4		P5		P6	
			T _p	T _a	T _p	T _a	T _p	T _a	T _p	T _a	T _p	T _a	T _p	T _a
	B	T6	-196	51	51	51	85	46	85	-40	-40	-40	-196	-8
		T5	-196	66	66	66	100	61	100	-40	-40	-40	-196	-8
		T4	-196	75	75	75	135	65	135	-40	-40	-40	-196	-8
		T3	-196	75	75	75	200	54	200	-40	-40	-40	-196	-8
	C	T6	-196	54	54	54	85	49	85	-40	-40	-40	-196	-8
		T5	-196	69	69	69	100	64	100	-40	-40	-40	-196	-8
		T4	-196	78	78	78	135	69	135	-40	-40	-40	-196	-8
		T3	-196	78	78	78	200	58	200	-40	-40	-40	-196	-8

FMR53

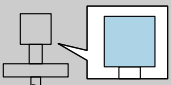


 = B, C	(2)		P1		P2		P3		P4		P5		P6	
			T _p	T _a	T _p	T _a	T _p	T _a	T _p	T _a	T _p	T _a	T _p	T _a
	B	T6	-40	51	51	51	80	49	80	-40	-40	-40	-	-
	C	T6	-40	54	54	54	80	52	80	-40	-40	-40	-	-

FMR53

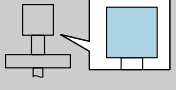
 = B	(2)	P1		P2		P3		P4		P5		P6		
		T _p	T _a	T _p	T _a	T _p	T _a	T _p	T _a	T _p	T _a	T _p	T _a	
	B	T6	-40	51	51	51	85	43	85	-40	-40	-40	-	-
		T5	-40	66	66	66	100	58	100	-40	-40	-40	-	-
		T4	-40	75	75	75	135	61	135	-40	-40	-40	-	-
		T3 ¹⁾	-40	75	75	75	150	58	150	-40	-40	-40	-	-
	C	T6	-40	54	54	54	85	47	85	-40	-40	-40	-	-
		T5	-40	69	69	69	100	62	100	-40	-40	-40	-	-
		T4	-40	78	78	78	135	65	135	-40	-40	-40	-	-
		T3 ¹⁾	-40	78	78	78	150	61	150	-40	-40	-40	-	-

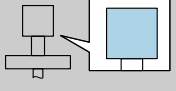
1) Functional: Maximum permissible process temperature

 = C	(2)	P1		P2		P3		P4		P5		P6		
		T _p	T _a	T _p	T _a	T _p	T _a	T _p	T _a	T _p	T _a	T _p	T _a	
	B	T6	-40	51	51	51	85	45	85	-40	-40	-40	-	-
		T5	-40	66	66	66	100	60	100	-40	-40	-40	-	-
		T4	-40	75	75	75	135	64	135	-40	-40	-40	-	-
		T3 ¹⁾	-40	75	75	75	150	61	150	-40	-40	-40	-	-
	C	T6	-40	54	54	54	85	49	85	-40	-40	-40	-	-
		T5	-40	69	69	69	100	64	100	-40	-40	-40	-	-
		T4	-40	78	78	78	135	67	135	-40	-40	-40	-	-
		T3 ¹⁾	-40	78	78	78	150	64	150	-40	-40	-40	-	-

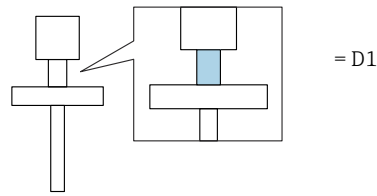
1) Functional: Maximum permissible process temperature

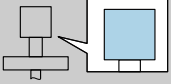
FMR54

 = B	(2)	P1		P2		P3		P4		P5		P6		
		T _p	T _a	T _p	T _a	T _p	T _a	T _p	T _a	T _p	T _a	T _p	T _a	
	B	T6	-40	51	51	51	85	43	85	-40	-40	-40	-	-
		T5	-40	66	66	66	100	58	100	-40	-40	-40	-	-
		T4	-40	75	75	75	135	60	135	-40	-40	-40	-	-
		T3	-40	75	75	75	200	45	200	-40	-40	-40	-	-
	C	T6	-40	54	54	54	85	47	85	-40	-40	-40	-	-
		T5	-40	69	69	69	100	62	100	-40	-40	-40	-	-
		T4	-40	78	78	78	135	64	135	-40	-40	-40	-	-
		T3	-40	78	78	78	200	48	200	-40	-40	-40	-	-

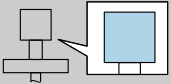
 = C	(2)	P1		P2		P3		P4		P5		P6		
		T _p	T _a	T _p	T _a	T _p	T _a	T _p	T _a	T _p	T _a	T _p	T _a	
	B	T6	-40	51	51	51	85	44	85	-40	-40	-40	-	-
		T5	-40	66	66	66	100	59	100	-40	-40	-40	-	-
		T4	-40	75	75	75	135	63	135	-40	-40	-40	-	-
		T3	-40	75	75	75	200	50	200	-40	-40	-40	-	-
	C	T6	-40	54	54	54	85	48	85	-40	-40	-40	-	-
		T5	-40	69	69	69	100	63	100	-40	-40	-40	-	-
		T4	-40	78	78	78	135	67	135	-40	-40	-40	-	-
		T3	-40	78	78	78	200	54	200	-40	-40	-40	-	-

FMR54



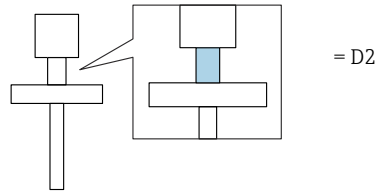
 = B	(2)	P1		P2		P3		P4		P5		P6		
		T _p	T _a	T _p	T _a	T _p	T _a	T _p	T _a	T _p	T _a	T _p	T _a	
	B	T6	-196	51	51	51	85	45	85	-40	-40	-40	-196	-4
		T5	-196	66	66	66	100	60	100	-40	-40	-40	-196	-4
		T4	-196	75	75	75	135	65	135	-40	-40	-40	-196	-4
		T3	-196	75	75	75	200	54	200	-40	-40	-40	-196	-4
		T2 ¹⁾	-196	75	75	75	280	40	280	-40	-40	-40	-196	-4
	C	T6	-196	54	54	54	85	49	85	-40	-40	-40	-196	-4
		T5	-196	69	69	69	100	64	100	-40	-40	-40	-196	-4
		T4	-196	78	78	78	135	68	135	-40	-40	-40	-196	-4
		T3	-196	78	78	78	200	57	200	-40	-40	-40	-196	-4
		T2 ¹⁾	-196	78	78	78	280	44	280	-40	-40	-40	-196	-4

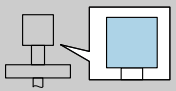
1) Functional: Maximum permissible process temperature

 = C	(2)	P1		P2		P3		P4		P5		P6		
		T _p	T _a	T _p	T _a	T _p	T _a	T _p	T _a	T _p	T _a	T _p	T _a	
	B	T6	-196	51	51	51	85	47	85	-40	-40	-40	-196	-15
		T5	-196	66	66	66	100	62	100	-40	-40	-40	-196	-15
		T4	-196	75	75	75	135	67	135	-40	-40	-40	-196	-15
		T3	-196	75	75	75	200	58	200	-40	-40	-40	-196	-15
		T2 ¹⁾	-196	75	75	75	280	47	280	-40	-40	-40	-196	-15
	C	T6	-196	54	54	54	85	50	85	-40	-40	-40	-196	-15
		T5	-196	69	69	69	100	65	100	-40	-40	-40	-196	-15
		T4	-196	78	78	78	135	70	135	-40	-40	-40	-196	-15
		T3	-196	78	78	78	200	61	200	-40	-40	-40	-196	-15
		T2 ¹⁾	-196	78	78	78	280	51	280	-40	-40	-40	-196	-15

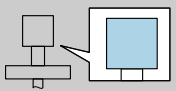
1) Functional: Maximum permissible process temperature

FMR54



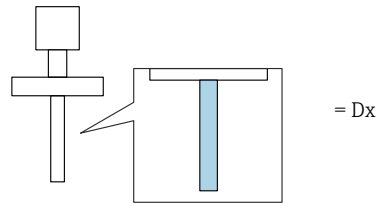
 = B	(2)	P1		P2		P3		P4		P5		P6		
		T _p	T _a	T _p	T _a	T _p	T _a	T _p	T _a	T _p	T _a	T _p	T _a	
	B	T6	-196	51	51	51	85	46	85	-40	-40	-40	-196	-13
		T5	-196	66	66	66	100	61	100	-40	-40	-40	-196	-13
		T4	-196	75	75	75	135	66	135	-40	-40	-40	-196	-13
		T3	-196	75	75	75	200	57	200	-40	-40	-40	-196	-13
		T2	-196	75	75	75	300	42	300	-40	-40	-40	-196	-13
	C	T6	-196	54	54	54	85	50	85	-40	-40	-40	-196	-13
		T5	-196	69	69	69	100	65	100	-40	-40	-40	-196	-13
		T4	-196	78	78	78	135	70	135	-40	-40	-40	-196	-13
		T3	-196	78	78	78	200	60	200	-40	-40	-40	-196	-13
		T2	-196	78	78	78	300	46	300	-40	-40	-40	-196	-13
		T1 ¹⁾	-196	78	78	78	400	31	400	-40	-40	-40	-196	-13

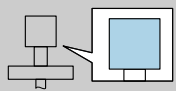
1) Functional: Maximum permissible process temperature

 = C	(2)	P1		P2		P3		P4		P5		P6		
		T _p	T _a	T _p	T _a	T _p	T _a	T _p	T _a	T _p	T _a	T _p	T _a	
	B	T6	-196	51	51	51	85	47	85	-40	-40	-40	-196	-19
		T5	-196	66	66	66	100	62	100	-40	-40	-40	-196	-19
		T4	-196	75	75	75	135	68	135	-40	-40	-40	-196	-19
		T3	-196	75	75	75	200	60	200	-40	-40	-40	-196	-19
		T2	-196	75	75	75	300	49	300	-40	-40	-40	-196	-19
		T1 ¹⁾	-196	75	75	75	400	37	400	-40	-40	-40	-196	-19
	C	T6	-196	54	54	54	85	51	85	-40	-40	-40	-196	-19
		T5	-196	69	69	69	100	66	100	-40	-40	-40	-196	-19
		T4	-196	78	78	78	135	71	135	-40	-40	-40	-196	-19
		T3	-196	78	78	78	200	64	200	-40	-40	-40	-196	-19
		T2	-196	78	78	78	300	52	300	-40	-40	-40	-196	-19
T1 ¹⁾	-196	78	78	78	400	41	400	-40	-40	-40	-196	-19		

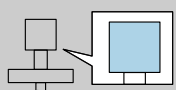
1) Functional: Maximum permissible process temperature

FMR54



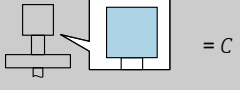
 = B	(2)	P1		P2		P3		P4		P5		P6		
		T _p	T _a	T _p	T _a	T _p	T _a	T _p	T _a	T _p	T _a	T _p	T _a	
	B	T6	-40	51	51	51	85	45	85	-40	-40	-40	-	-
		T5	-40	66	66	66	100	60	100	-40	-40	-40	-	-
		T4	-40	75	75	75	135	64	135	-40	-40	-40	-	-
		T3 ¹⁾	-40	75	75	75	150	62	150	-40	-40	-40	-	-
	C	T6	-40	54	54	54	85	49	85	-40	-40	-40	-	-
		T5	-40	69	69	69	100	64	100	-40	-40	-40	-	-
		T4	-40	78	78	78	135	68	135	-40	-40	-40	-	-
		T3 ¹⁾	-40	78	78	78	150	65	150	-40	-40	-40	-	-

1) Functional: Maximum permissible process temperature

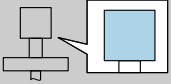
 = C	(2)	P1		P2		P3		P4		P5		P6		
		T _p	T _a	T _p	T _a	T _p	T _a	T _p	T _a	T _p	T _a	T _p	T _a	
	B	T6	-40	51	51	51	85	46	85	-40	-40	-40	-	-
		T5	-40	66	66	66	100	61	100	-40	-40	-40	-	-
		T4	-40	75	75	75	135	66	135	-40	-40	-40	-	-
		T3 ¹⁾	-40	75	75	75	150	64	150	-40	-40	-40	-	-
	C	T6	-40	54	54	54	85	50	85	-40	-40	-40	-	-
		T5	-40	69	69	69	100	65	100	-40	-40	-40	-	-
		T4	-40	78	78	78	135	70	135	-40	-40	-40	-	-
		T3 ¹⁾	-40	78	78	78	150	68	150	-40	-40	-40	-	-

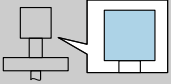
1) Functional: Maximum permissible process temperature

FMR56

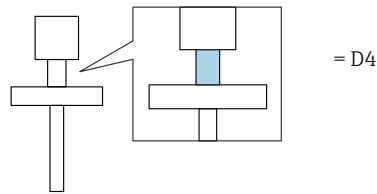
	(2)	P1		P2		P3		P4		P5		P6		
		T _p	T _a	T _p	T _a	T _p	T _a	T _p	T _a	T _p	T _a	T _p	T _a	
	B	T6	-40	51	51	51	80	49	80	-40	-40	-40	-	-
	C	T6	-40	54	54	54	80	52	80	-40	-40	-40	-	-

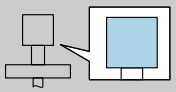
FMR57

	(2)	P1		P2		P3		P4		P5		P6		
		T _p	T _a	T _p	T _a	T _p	T _a	T _p	T _a	T _p	T _a	T _p	T _a	
	B	T6	-40	51	51	51	85	47	85	-40	-40	-40	-	-
		T5	-40	66	66	66	100	62	100	-40	-40	-40	-	-
		T4	-40	75	75	75	135	68	135	-40	-40	-40	-	-
		T3	-40	75	75	75	200	60	200	-40	-40	-40	-	-
	C	T6	-40	54	54	54	85	51	85	-40	-40	-40	-	-
		T5	-40	69	69	69	100	66	100	-40	-40	-40	-	-
		T4	-40	78	78	78	135	71	135	-40	-40	-40	-	-
		T3	-40	78	78	78	200	63	200	-40	-40	-40	-	-

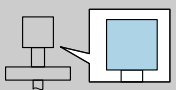
	(2)	P1		P2		P3		P4		P5		P6		
		T _p	T _a	T _p	T _a	T _p	T _a	T _p	T _a	T _p	T _a	T _p	T _a	
	B	T6	-40	51	51	51	85	48	85	-40	-40	-40	-	-
		T5	-40	66	66	66	100	63	100	-40	-40	-40	-	-
		T4	-40	75	75	75	135	69	135	-40	-40	-40	-	-
		T3	-40	75	75	75	200	63	200	-40	-40	-40	-	-
	C	T6	-40	54	54	54	85	51	85	-40	-40	-40	-	-
		T5	-40	69	69	69	100	66	100	-40	-40	-40	-	-
		T4	-40	78	78	78	135	73	135	-40	-40	-40	-	-
		T3	-40	78	78	78	200	66	200	-40	-40	-40	-	-

FMR57



 = B	(2)	P1		P2		P3		P4		P5		P6		
		T _p	T _a	T _p	T _a	T _p	T _a	T _p	T _a	T _p	T _a	T _p	T _a	
	B	T6	-40	51	51	51	85	48	85	-40	-40	-40	-	-
		T5	-40	66	66	66	100	63	100	-40	-40	-40	-	-
		T4	-40	75	75	75	135	70	135	-40	-40	-40	-	-
		T3	-40	75	75	75	200	64	200	-40	-40	-40	-	-
		T2	-40	75	75	75	300	54	300	-40	-40	-40	-	-
		T1 ¹⁾	-40	75	75	75	400	45	400	-40	-40	-40	-	-
	C	T6	-40	54	54	54	85	52	85	-40	-40	-40	-	-
		T5	-40	69	69	69	100	67	100	-40	-40	-40	-	-
		T4	-40	78	78	78	135	73	135	-40	-40	-40	-	-
		T3	-40	78	78	78	200	67	200	-40	-40	-40	-	-
		T2	-40	78	78	78	300	58	300	-40	-40	-40	-	-
		T1 ¹⁾	-40	78	78	78	400	49	400	-40	-40	-40	-	-

1) Functional: Maximum permissible process temperature

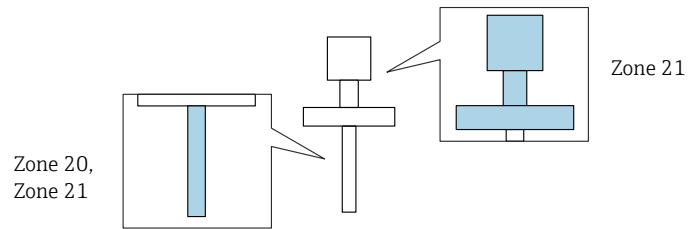
 = C	(2)	P1		P2		P3		P4		P5		P6		
		T _p	T _a	T _p	T _a	T _p	T _a	T _p	T _a	T _p	T _a	T _p	T _a	
	B	T6	-40	51	51	51	85	49	85	-40	-40	-40	-	-
		T5	-40	66	66	66	100	64	100	-40	-40	-40	-	-
		T4	-40	75	75	75	135	71	135	-40	-40	-40	-	-
		T3	-40	75	75	75	200	66	200	-40	-40	-40	-	-
		T2	-40	75	75	75	300	59	300	-40	-40	-40	-	-
		T1 ¹⁾	-40	75	75	75	400	52	400	-40	-40	-40	-	-
	C	T6	-40	54	54	54	85	52	85	-40	-40	-40	-	-
		T5	-40	69	69	69	100	67	100	-40	-40	-40	-	-
		T4	-40	78	78	78	135	74	135	-40	-40	-40	-	-
		T3	-40	78	78	78	200	69	200	-40	-40	-40	-	-
		T2	-40	78	78	78	300	62	300	-40	-40	-40	-	-
		T1 ¹⁾	-40	78	78	78	400	55	400	-40	-40	-40	-	-

1) Functional: Maximum permissible process temperature

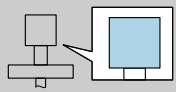
Zone 20, Zone 21: 1 channel *Position 3 = A, B, C: 1 channel used*

Page references to the temperature tables of the respective device types: See the following list.

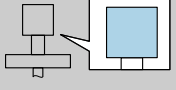
- FMR50 → 37
- FMR51 → 38
- FMR52 → 39
- FMR53 → 40
- FMR54 → 41
- FMR56 → 43
- FMR57 → 44



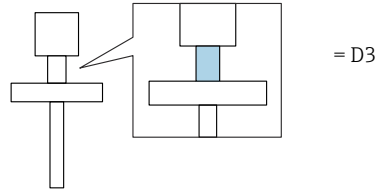
FMR50

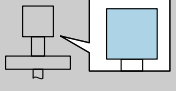
 = C	(1)	P1		P2		P3		P4		P5		P6	
		T _p	T _a	T _p	T _a	T _p	T _a	T _p	T _a	T _p	T _a	T _p	T _a
	A, B, C	80	-40	80	80	80	80	80	-40	-40	-40	-	-

FMR51

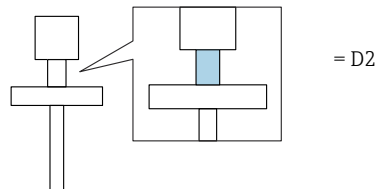
 = B, C	(1)	P1		P2		P3		P4		P5		P6		
		T _p	T _a	T _p	T _a	T _p	T _a	T _p	T _a	T _p	T _a	T _p	T _a	
	A, B, C	135	-40	80	80	80	135	68	135	-40	-40	-40	-	-
		150	-40	80	80	80	150	65	150	-40	-40	-40	-	-

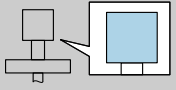
FMR51



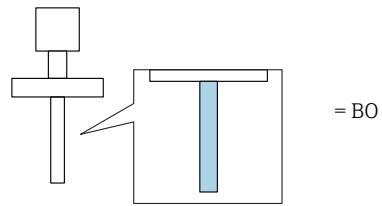
 = B, C	(1)	P1		P2		P3		P4		P5		P6		
		T _p	T _a	T _p	T _a	T _p	T _a	T _p	T _a	T _p	T _a	T _p	T _a	
	A, B, C	135	-40	80	80	80	135	74	135	-40	-40	-40	-	-
		200	-40	80	80	80	200	67	200	-40	-40	-40	-	-
		250	-40	80	80	80	250	62	250	-40	-40	-40	-	-

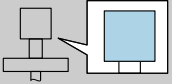
FMR51



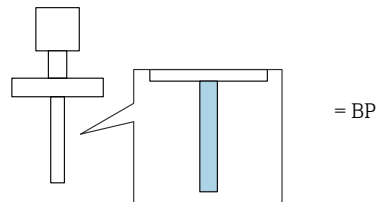
 = B, C	(1)	P1		P2		P3		P4		P5		P6		
		T _p	T _a	T _p	T _a	T _p	T _a	T _p	T _a	T _p	T _a	T _p	T _a	
	A, B, C	135	-40	80	80	80	135	72	135	-40	-40	-40	-	-
		200	-40	80	80	80	200	64	200	-40	-40	-40	-	-
		300	-40	80	80	80	300	50	300	-40	-40	-40	-	-

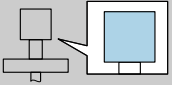
FMR52



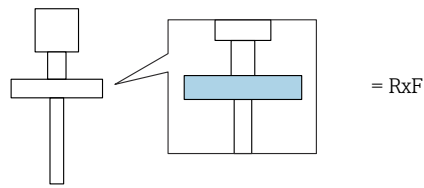
 = B, C	(1)	P1		P2		P3		P4		P5		P6		
		T _p	T _a	T _p	T _a	T _p	T _a	T _p	T _a	T _p	T _a	T _p	T _a	
	A, B, C	135	-40	80	80	80	135	71	135	-40	-40	-40	-	-
		200	-40	80	80	80	200	59	200	-40	-40	-40	-	-

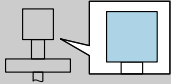
FMR52



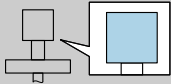
 = B, C	(1)	P1		P2		P3		P4		P5		P6		
		T _p	T _a	T _p	T _a	T _p	T _a	T _p	T _a	T _p	T _a	T _p	T _a	
	A, B, C	135	-40	80	80	80	135	69	135	-40	-40	-40	-	-
		200	-40	80	80	80	200	55	200	-40	-40	-40	-	-

FMR53

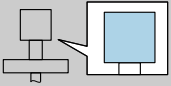


 = B, C	(1)	P1		P2		P3		P4		P5		P6	
		T _p	T _a	T _p	T _a	T _p	T _a	T _p	T _a	T _p	T _a	T _p	T _a
	A, B, C	80	-40	80	80	80	80	80	-40	-40	-40	-	-

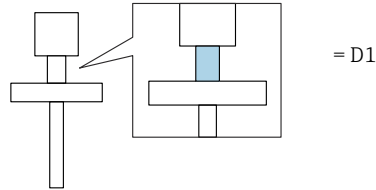
FMR53

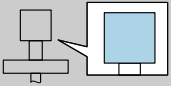
 = B, C	(1)	P1		P2		P3		P4		P5		P6		
		T _p	T _a	T _p	T _a	T _p	T _a	T _p	T _a	T _p	T _a	T _p	T _a	
	A, B, C	135	-40	80	80	80	135	67	135	-40	-40	-40	-	-
		150	-40	80	80	80	150	64	150	-40	-40	-40	-	-

FMR54

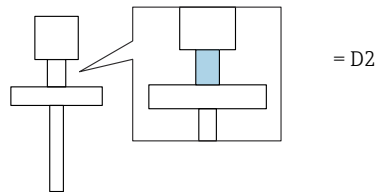
 = B, C	(1)	P1		P2		P3		P4		P5		P6		
		T _p	T _a	T _p	T _a	T _p	T _a	T _p	T _a	T _p	T _a	T _p	T _a	
	A, B, C	135	-40	80	80	80	135	67	135	-40	-40	-40	-	-
		200	-40	80	80	80	200	51	200	-40	-40	-40	-	-

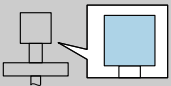
FMR54



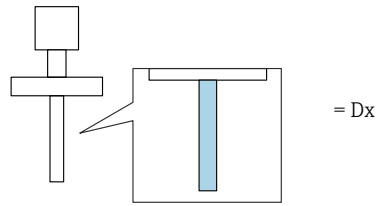
 = B, C	(1)	P1		P2		P3		P4		P5		P6		
		T _p	T _a	T _p	T _a	T _p	T _a	T _p	T _a	T _p	T _a	T _p	T _a	
	A, B, C	135	-40	80	80	80	135	71	135	-40	-40	-40	-	-
		200	-40	80	80	80	200	60	200	-40	-40	-40	-	-
		280	-40	80	80	80	280	46	280	-40	-40	-40	-	-

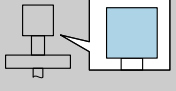
FMR54



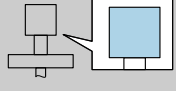
 = B, C	(1)	P1		P2		P3		P4		P5		P6		
		T _p	T _a	T _p	T _a	T _p	T _a	T _p	T _a	T _p	T _a	T _p	T _a	
	A, B, C	135	-40	80	80	80	135	72	135	-40	-40	-40	-	-
		200	-40	80	80	80	200	62	200	-40	-40	-40	-	-
		300	-40	80	80	80	300	48	300	-40	-40	-40	-	-
		400	-40	80	80	80	400	31	400	-40	-40	-40	-	-

FMR54

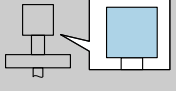


 = B, C	(1)	P1			P2		P3		P4		P5		P6	
		T _p	T _a		T _p	T _a	T _p	T _a	T _p	T _a	T _p	T _a	T _p	T _a
	A, B, C	135	-40	80	80	80	135	70	135	-40	-40	-40	-	-
		150	-40	80	80	80	150	68	150	-40	-40	-40	-	-

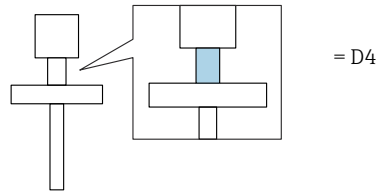
FMR56

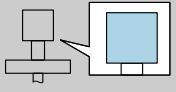
 = C	(1)	P1		P2		P3		P4		P5		P6		
		T _p	T _a	T _p	T _a	T _p	T _a	T _p	T _a	T _p	T _a	T _p	T _a	
	A, B, C	80	-40	80	80	80	80	80	80	-40	-40	-40	-	-

FMR57

 = B, C	(1)	P1			P2		P3		P4		P5		P6	
		T _p	T _a		T _p	T _a	T _p	T _a	T _p	T _a	T _p	T _a	T _p	T _a
	A, B, C	135	-40	80	80	80	135	73	135	-40	-40	-40	-	-
		200	-40	80	80	80	200	65	200	-40	-40	-40	-	-

FMR57



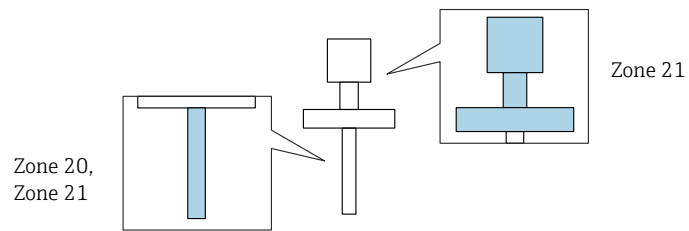
 = B, C	(1)	P1			P2		P3		P4		P5		P6	
		T _p	T _a		T _p	T _a	T _p	T _a	T _p	T _a	T _p	T _a	T _p	T _a
	A, B, C	135	-40	80	80	80	135	75	135	-40	-40	-40	-	-
		200	-40	80	80	80	200	69	200	-40	-40	-40	-	-
		300	-40	80	80	80	300	60	300	-40	-40	-40	-	-
		400	-40	80	80	80	400	51	400	-40	-40	-40	-	-

**Zone 20, Zone 21:
2 channels**

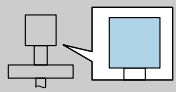
Position 3 = B, C: 2 channels used

Page references to the temperature tables of the respective device types: See the following list.

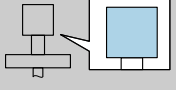
- FMR50 → 45
- FMR51 → 46
- FMR52 → 47
- FMR53 → 48
- FMR54 → 49
- FMR56 → 51
- FMR57 → 52



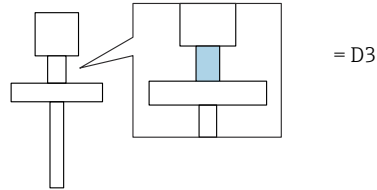
FMR50

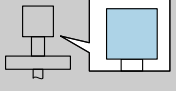
 = C	(2)	P1		P2		P3		P4		P5		P6	
		T _p	T _a	T _p	T _a	T _p	T _a	T _p	T _a	T _p	T _a	T _p	T _a
	B, C	75	-40	75	75	75	75	75	-40	-40	-40	-	-

FMR51

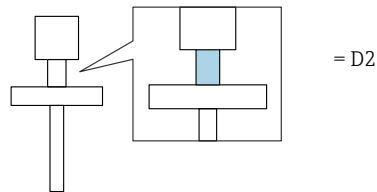
 = B, C	(2)	P1		P2		P3		P4		P5		P6		
		T _p	T _a	T _p	T _a	T _p	T _a	T _p	T _a	T _p	T _a	T _p	T _a	
	B, C	135	-40	75	75	75	135	62	135	-40	-40	-40	-	-
		150	-40	75	75	75	150	59	150	-40	-40	-40	-	-

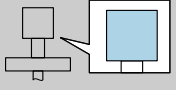
FMR51



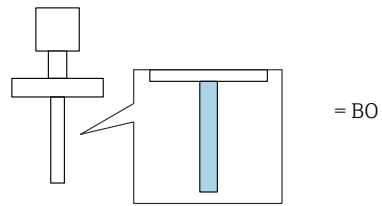
 = B, C	(2)	P1		P2		P3		P4		P5		P6		
		T _p	T _a	T _p	T _a	T _p	T _a	T _p	T _a	T _p	T _a	T _p	T _a	
	B, C	135	-40	75	75	75	135	69	135	-40	-40	-40	-	-
		200	-40	75	75	75	200	62	200	-40	-40	-40	-	-
		250	-40	75	75	75	250	57	250	-40	-40	-40	-	-

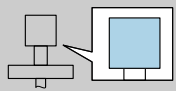
FMR51



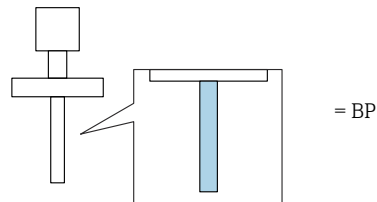
 = B, C	(2)	P1		P2		P3		P4		P5		P6		
		T _p	T _a	T _p	T _a	T _p	T _a	T _p	T _a	T _p	T _a	T _p	T _a	
	B, C	135	-40	75	75	75	135	67	135	-40	-40	-40	-	-
		200	-40	75	75	75	200	58	200	-40	-40	-40	-	-
		300	-40	75	75	75	300	44	300	-40	-40	-40	-	-

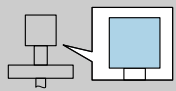
FMR52



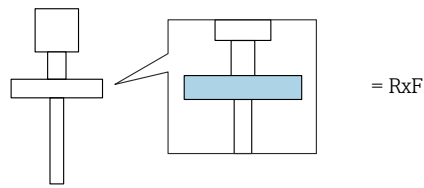
 = B, C	(2)	P1			P2		P3		P4		P5		P6	
		T _p	T _a		T _p	T _a	T _p	T _a	T _p	T _a	T _p	T _a	T _p	T _a
	B, C	135	-40	75	75	75	135	65	135	-40	-40	-40	-	-
		200	-40	75	75	75	200	53	200	-40	-40	-40	-	-

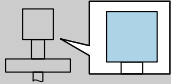
FMR52



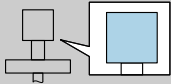
 = B, C	(2)	P1			P2		P3		P4		P5		P6	
		T _p	T _a		T _p	T _a	T _p	T _a	T _p	T _a	T _p	T _a	T _p	T _a
	B, C	135	-40	75	75	75	135	63	135	-40	-40	-40	-	-
		200	-40	75	75	75	200	49	200	-40	-40	-40	-	-

FMR53

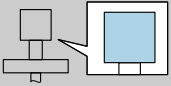


 = B, C	(2)	P1		P2		P3		P4		P5		P6	
		T _p	T _a	T _p	T _a	T _p	T _a	T _p	T _a	T _p	T _a	T _p	T _a
	B, C	75	-40	75	75	75	75	75	-40	-40	-40	-	-

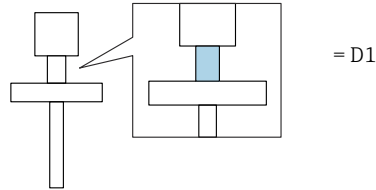
FMR53

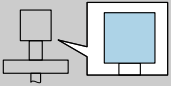
 = B, C	(2)	P1		P2		P3		P4		P5		P6		
		T _p	T _a	T _p	T _a	T _p	T _a	T _p	T _a	T _p	T _a	T _p	T _a	
	B, C	135	-40	75	75	75	135	61	135	-40	-40	-40	-	-
		150	-40	75	75	75	150	58	150	-40	-40	-40	-	-

FMR54

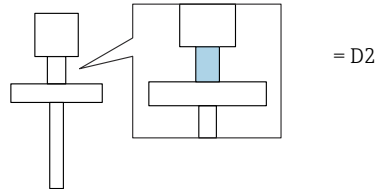
 = B, C	(2)	P1		P2		P3		P4		P5		P6	
		T _p	T _a	T _p	T _a	T _p	T _a	T _p	T _a	T _p	T _a	T _p	T _a
B, C	135	-40	75	75	75	135	60	135	-40	-40	-40	-	-
	200	-40	75	75	75	200	45	200	-40	-40	-40	-	-

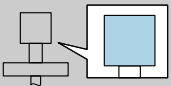
FMR54



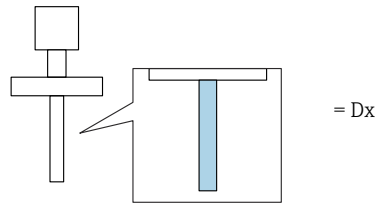
 = B, C	(2)	P1		P2		P3		P4		P5		P6	
		T _p	T _a	T _p	T _a	T _p	T _a	T _p	T _a	T _p	T _a	T _p	T _a
B, C	135	-40	75	75	75	135	65	135	-40	-40	-40	-	-
	200	-40	75	75	75	200	54	200	-40	-40	-40	-	-
	280	-40	75	75	75	280	40	280	-40	-40	-40	-	-

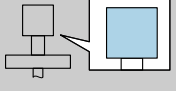
FMR54



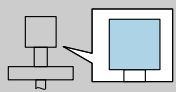
 = B, C	(2)	P1		P2		P3		P4		P5		P6	
		T _p	T _a	T _p	T _a	T _p	T _a	T _p	T _a	T _p	T _a	T _p	T _a
B, C	135	-40	75	75	75	135	66	135	-40	-40	-40	-	-
	200	-40	75	75	75	200	57	200	-40	-40	-40	-	-
	300	-40	75	75	75	300	42	300	-40	-40	-40	-	-

FMR54

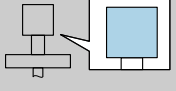


 = B, C	(2)	P1			P2		P3		P4		P5		P6	
		T _p	T _a		T _p	T _a	T _p	T _a	T _p	T _a	T _p	T _a	T _p	T _a
	B, C	135	-40	75	75	75	135	64	135	-40	-40	-40	-	-
		150	-40	75	75	75	150	62	150	-40	-40	-40	-	-

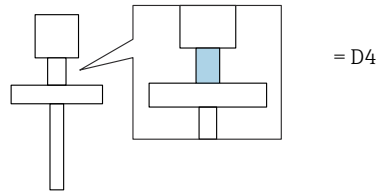
FMR56

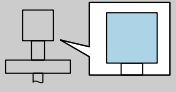
 = C	(2)	P1		P2		P3		P4		P5		P6	
		T _p	T _a	T _p	T _a	T _p	T _a	T _p	T _a	T _p	T _a	T _p	T _a
	B, C	75	-40	75	75	75	75	75	-40	-40	-40	-	-

FMR57

 = B, C	(2)	P1		P2		P3		P4		P5		P6		
		T _p	T _a	T _p	T _a	T _p	T _a	T _p	T _a	T _p	T _a	T _p	T _a	
	B, C	135	-40	75	75	75	135	68	135	-40	-40	-40	-	-
		200	-40	75	75	75	200	60	200	-40	-40	-40	-	-

FMR57



 = B, C	(2)	P1		P2		P3		P4		P5		P6		
		T _p	T _a	T _p	T _a	T _p	T _a	T _p	T _a	T _p	T _a	T _p	T _a	
	B, C	135	-40	75	75	75	135	70	135	-40	-40	-40	-	-
		200	-40	75	75	75	200	64	200	-40	-40	-40	-	-
		300	-40	75	75	75	300	54	300	-40	-40	-40	-	-
		400	-40	75	75	75	400	45	400	-40	-40	-40	-	-



71532695

www.addresses.endress.com
