

Safety Instructions

Micropilot

FMR50/51/52/53/54/56/57

PROFIBUS PA, FOUNDATION Fieldbus

Associated Safety Instructions (XA) on page 4



Micropilot FMR50/51/52/53/54/56/57

PROFIBUS PA, FOUNDATION Fieldbus

Table of contents

Associated documentation	4
Zone 0, Zone 1: 1 channel	5
Zone 0, Zone 1: 2 channels	6
Zone 1: 1 channel	7
Zone 1: 2 channels	22
Zone 20, Zone 21: 1 channel	37
Zone 20, Zone 21: 2 channels	45

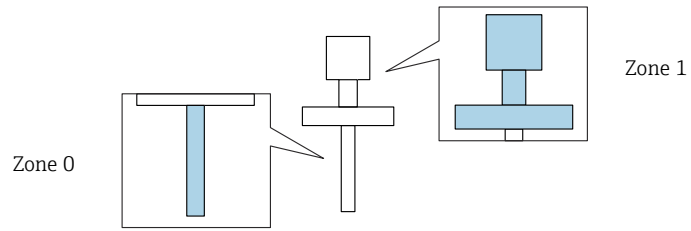
Associated documentation

This document is an integral part of the following Safety Instructions:

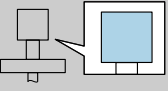
ATEX, IECEx:
XA00691F/00

UK:
XA02397F/00

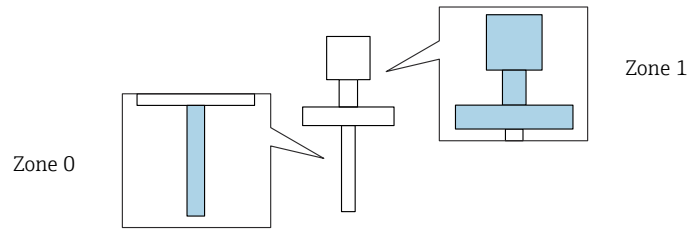
Zone 0, Zone 1: 1 channel Position 3 = E, G: 1 channel used



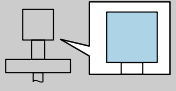
FMR5x

 = B, C	(1)	P1		P2		P3		P4		P5		P6		
		T _p	T _a	T _p	T _a	T _p	T _a	T _p	T _a	T _p	T _a	T _p	T _a	
	E, G	T6	-20	60	60	60	60	60	-40	-20	-40	-	-	
		T5	-20	75	60	75	60	75	60	-40	-20	-40	-	-
		T4	-20	80	60	80	60	80	60	-40	-20	-40	-	-

Zone 0, Zone 1: 2 channels Position 3 = E, G: 2 channels used



FMR5x

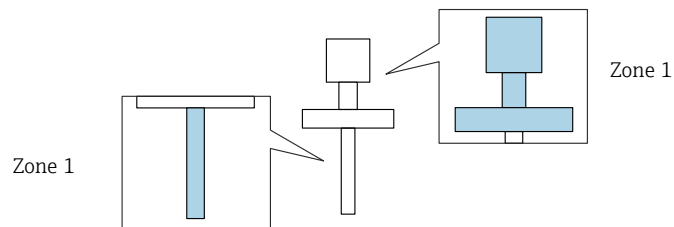
 = B, C	(2)	P1		P2		P3		P4		P5		P6		
		T _p	T _a	T _p	T _a	T _p	T _a	T _p	T _a	T _p	T _a	T _p	T _a	
	E, G	T6	-20	57	57	57	57	57	-40	-20	-40	-	-	
		T5	-20	72	60	72	60	72	60	-40	-20	-40	-	-
		T4	-20	76	60	76	60	76	60	-40	-20	-40	-	-

Zone 1: 1 channel

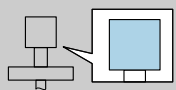
Position 3 = E, G: 1 channel used

Page references to the temperature tables of the respective device types: See the following list.

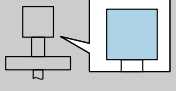
- FMR50 → 7
- FMR51 → 8
- FMR52 → 11
- FMR53 → 13
- FMR54 → 15
- FMR56 → 19
- FMR57 → 20



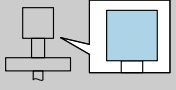
FMR50

 = C	(1)		P1		P2		P3		P4		P5		P6	
			T _p	T _a	T _p	T _a	T _p	T _a	T _p	T _a	T _p	T _a	T _p	T _a
	E, G	T6	-40	60	60	60	80	58	80	-40	-40	-40	-	-

FMR51

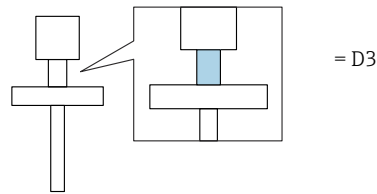
 = B	(1)	P1			P2		P3		P4		P5		P6	
		T _p	T _a		T _p	T _a	T _p	T _a	T _p	T _a	T _p	T _a	T _p	T _a
	E, G	T6	-40	60	60	60	85	54	85	-40	-40	-40	-	-
		T5	-40	75	75	75	100	69	100	-40	-40	-40	-	-
		T4	-40	80	81	80	135	69	135	-40	-40	-40	-	-
		T3 ¹⁾	-40	80	81	80	150	66	150	-40	-40	-40	-	-

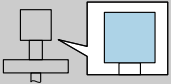
1) Functional: Maximum permissible process temperature

 = C	(1)	P1			P2		P3		P4		P5		P6	
		T _p	T _a		T _p	T _a	T _p	T _a	T _p	T _a	T _p	T _a	T _p	T _a
	E, G	T6	-40	60	60	60	85	55	85	-40	-40	-40	-	-
		T5	-40	75	75	75	100	70	100	-40	-40	-40	-	-
		T4	-40	80	81	80	135	71	135	-40	-40	-40	-	-
		T3 ¹⁾	-40	80	81	80	150	68	150	-40	-40	-40	-	-

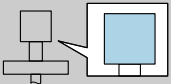
1) Functional: Maximum permissible process temperature

FMR51



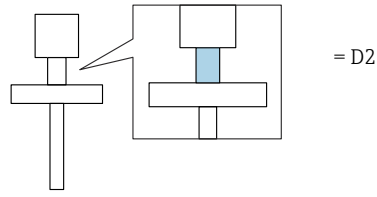
 = B	(1)	P1		P2		P3		P4		P5		P6		
		T _p	T _a	T _p	T _a	T _p	T _a	T _p	T _a	T _p	T _a	T _p	T _a	
	E, G	T6	-40	60	60	60	85	57	85	-40	-40	-40	-	-
		T5	-40	75	75	75	100	72	100	-40	-40	-40	-	-
		T4	-40	80	81	80	135	75	135	-40	-40	-40	-	-
		T3	-40	80	81	80	200	68	200	-40	-40	-40	-	-
		T2 ¹⁾	-40	80	81	80	250	63	250	-40	-40	-40	-	-

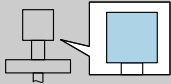
1) Functional: Maximum permissible process temperature

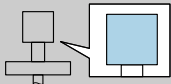
 = C	(1)	P1		P2		P3		P4		P5		P6		
		T _p	T _a	T _p	T _a	T _p	T _a	T _p	T _a	T _p	T _a	T _p	T _a	
	E, G	T6	-40	60	60	60	85	58	85	-40	-40	-40	-	-
		T5	-40	75	75	75	100	73	100	-40	-40	-40	-	-
		T4	-40	80	81	80	135	76	135	-40	-40	-40	-	-
		T3	-40	80	81	80	200	71	200	-40	-40	-40	-	-
		T2 ¹⁾	-40	80	81	80	250	67	250	-40	-40	-40	-	-

1) Functional: Maximum permissible process temperature

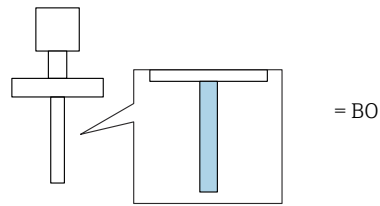
FMR51



 = B	(1)	P1		P2		P3		P4		P5		P6		
		T _p	T _a	T _p	T _a	T _p	T _a	T _p	T _a	T _p	T _a	T _p	T _a	
	E, G	T6	-196	60	60	60	85	56	85	-40	-40	-40	-196	-15
		T5	-196	75	75	75	100	71	100	-40	-40	-40	-196	-15
		T4	-196	80	81	80	135	73	135	-40	-40	-40	-196	-15
		T3	-196	80	81	80	200	64	200	-40	-40	-40	-196	-15
		T2	-196	80	81	80	300	50	300	-40	-40	-40	-196	-15

 = C	(1)	P1		P2		P3		P4		P5		P6		
		T _p	T _a	T _p	T _a	T _p	T _a	T _p	T _a	T _p	T _a	T _p	T _a	
	E, G	T6	-196	60	60	60	85	57	85	-40	-40	-40	-196	-20
		T5	-196	75	75	75	100	72	100	-40	-40	-40	-196	-20
		T4	-196	80	81	80	135	75	135	-40	-40	-40	-196	-20
		T3	-196	80	81	80	200	68	200	-40	-40	-40	-196	-20
		T2	-196	80	81	80	300	57	300	-40	-40	-40	-196	-20
		T1	-196	80	81	80	450	39	450	-40	-40	-40	-196	-20

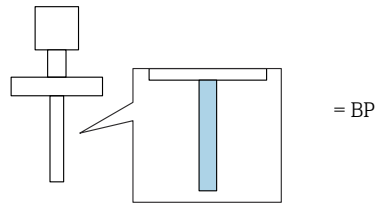
FMR52

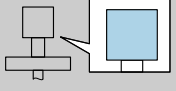


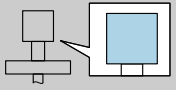
	(1)	P1		P2		P3		P4		P5		P6		
		T _p	T _a	T _p	T _a	T _p	T _a	T _p	T _a	T _p	T _a	T _p	T _a	
	E, G	T6	-196	60	60	60	85	55	85	-40	-40	-40	-196	-3
		T5	-196	75	75	75	100	70	100	-40	-40	-40	-196	-3
		T4	-196	80	81	80	135	71	135	-40	-40	-40	-196	-3
		T3	-196	80	81	80	200	60	200	-40	-40	-40	-196	-3

	(1)	P1		P2		P3		P4		P5		P6		
		T _p	T _a	T _p	T _a	T _p	T _a	T _p	T _a	T _p	T _a	T _p	T _a	
	E, G	T6	-196	60	60	60	85	56	85	-40	-40	-40	-196	-14
		T5	-196	75	75	75	100	71	100	-40	-40	-40	-196	-14
		T4	-196	80	81	80	135	73	135	-40	-40	-40	-196	-14
		T3	-196	80	81	80	200	64	200	-40	-40	-40	-196	-14

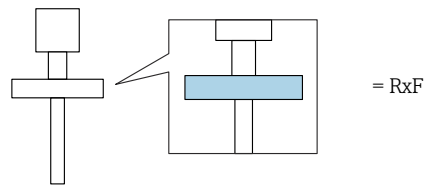
FMR52

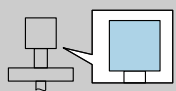


 = B	(1)	P1		P2		P3		P4		P5		P6		
		T _p	T _a	T _p	T _a	T _p	T _a	T _p	T _a	T _p	T _a	T _p	T _a	
	E, G	T6	-196	60	60	60	85	54	85	-40	-40	-40	-196	10
		T5	-196	75	75	75	100	69	100	-40	-40	-40	-196	10
		T4	-196	80	81	80	135	69	135	-40	-40	-40	-196	10
		T3	-196	80	81	80	200	56	200	-40	-40	-40	-196	10

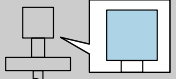
 = C	(1)	P1		P2		P3		P4		P5		P6		
		T _p	T _a	T _p	T _a	T _p	T _a	T _p	T _a	T _p	T _a	T _p	T _a	
	E, G	T6	-196	60	60	60	85	55	85	-40	-40	-40	-196	-8
		T5	-196	75	75	75	100	70	100	-40	-40	-40	-196	-8
		T4	-196	80	81	80	135	72	135	-40	-40	-40	-196	-8
		T3	-196	80	81	80	200	61	200	-40	-40	-40	-196	-8

FMR53

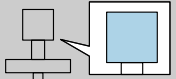


 = B, C	(1)		P1		P2		P3		P4		P5		P6	
			T _p	T _a	T _p	T _a	T _p	T _a	T _p	T _a	T _p	T _a	T _p	T _a
	E, G	T6	-40	60	60	60	80	58	80	-40	-40	-40	-	-

FMR53

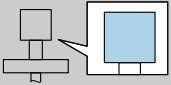
 = B	(1)	P1		P2		P3		P4		P5		P6		
		T _p	T _a	T _p	T _a	T _p	T _a	T _p	T _a	T _p	T _a	T _p	T _a	
	E, G	T6	-40	60	60	60	85	53	85	-40	-40	-40	-	-
		T5	-40	75	75	75	100	68	100	-40	-40	-40	-	-
		T4	-40	80	81	80	135	68	135	-40	-40	-40	-	-
		T3 ¹⁾	-40	80	81	80	150	65	150	-40	-40	-40	-	-

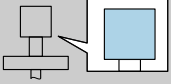
1) Functional: Maximum permissible process temperature

 = C	(1)	P1		P2		P3		P4		P5		P6		
		T _p	T _a	T _p	T _a	T _p	T _a	T _p	T _a	T _p	T _a	T _p	T _a	
	E, G	T6	-40	60	60	60	85	54	85	-40	-40	-40	-	-
		T5	-40	75	75	75	100	70	100	-40	-40	-40	-	-
		T4	-40	80	81	80	135	70	135	-40	-40	-40	-	-
		T3 ¹⁾	-40	80	81	80	150	67	150	-40	-40	-40	-	-

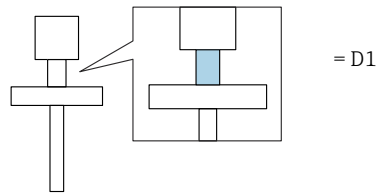
1) Functional: Maximum permissible process temperature

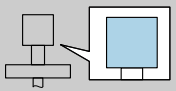
FMR54

 = B	(1)		P1		P2		P3		P4		P5		P6	
			T _p	T _a	T _p	T _a	T _p	T _a	T _p	T _a	T _p	T _a	T _p	T _a
	E, G	T6	-40	60	60	60	85	53	85	-40	-40	-40	-	-
		T5	-40	75	75	75	100	68	100	-40	-40	-40	-	-
		T4	-40	80	81	80	135	67	135	-40	-40	-40	-	-
		T3	-40	80	81	80	200	52	200	-40	-40	-40	-	-

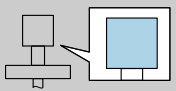
 = C	(1)		P1		P2		P3		P4		P5		P6	
			T _p	T _a	T _p	T _a	T _p	T _a	T _p	T _a	T _p	T _a	T _p	T _a
	E, G	T6	-40	60	60	60	85	54	85	-40	-40	-40	-	-
		T5	-40	75	75	75	100	69	100	-40	-40	-40	-	-
		T4	-40	80	81	80	135	70	135	-40	-40	-40	-	-
		T3	-40	80	81	80	200	57	200	-40	-40	-40	-	-

FMR54



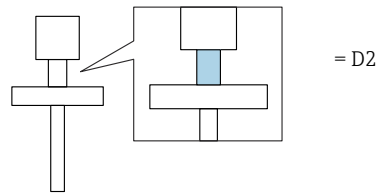
 = B	(1)	P1		P2		P3		P4		P5		P6		
		T _p	T _a	T _p	T _a	T _p	T _a	T _p	T _a	T _p	T _a	T _p	T _a	
	E, G	T6	-196	60	60	60	85	55	85	-40	-40	-40	-196	-4
		T5	-196	75	75	75	100	70	100	-40	-40	-40	-196	-4
		T4	-196	80	81	80	135	71	135	-40	-40	-40	-196	-4
		T3	-196	80	81	80	200	60	200	-40	-40	-40	-196	-4
		T2 ¹⁾	-196	80	81	80	280	46	280	-40	-40	-40	-196	-4

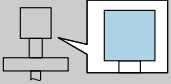
1) Functional: Maximum permissible process temperature

 = C	(1)	P1		P2		P3		P4		P5		P6		
		T _p	T _a	T _p	T _a	T _p	T _a	T _p	T _a	T _p	T _a	T _p	T _a	
	E, G	T6	-196	60	60	60	85	56	85	-40	-40	-40	-196	-15
		T5	-196	75	75	75	100	71	100	-40	-40	-40	-196	-15
		T4	-196	80	81	80	135	73	135	-40	-40	-40	-196	-15
		T3	-196	80	81	80	200	64	200	-40	-40	-40	-196	-15
		T2 ¹⁾	-196	80	81	80	280	53	280	-40	-40	-40	-196	-15

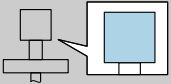
1) Functional: Maximum permissible process temperature

FMR54



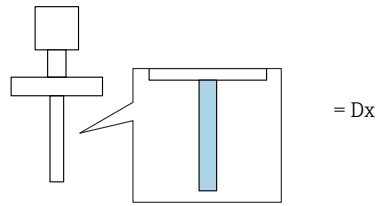
 = B	(1)	P1		P2		P3		P4		P5		P6		
		T _p	T _a	T _p	T _a	T _p	T _a	T _p	T _a	T _p	T _a	T _p	T _a	
	E, G	T6	-196	60	60	60	85	56	85	-40	-40	-40	-196	-13
		T5	-196	75	75	75	100	71	100	-40	-40	-40	-196	-13
		T4	-196	80	81	80	135	73	135	-40	-40	-40	-196	-13
		T3	-196	80	81	80	200	63	200	-40	-40	-40	-196	-13
		T2	-196	80	81	80	300	48	300	-40	-40	-40	-196	-13
		T1 ¹⁾	-196	80	81	80	400	31	400	-40	-40	-40	-196	-13

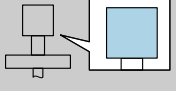
1) Functional: Maximum permissible process temperature

 = C	(1)	P1		P2		P3		P4		P5		P6		
		T _p	T _a	T _p	T _a	T _p	T _a	T _p	T _a	T _p	T _a	T _p	T _a	
	E, G	T6	-196	60	60	60	85	57	85	-40	-40	-40	-196	-19
		T5	-196	75	75	75	100	72	100	-40	-40	-40	-196	-19
		T4	-196	80	81	80	135	74	135	-40	-40	-40	-196	-19
		T3	-196	80	81	80	200	67	200	-40	-40	-40	-196	-19
		T2	-196	80	81	80	300	55	300	-40	-40	-40	-196	-19
		T1 ¹⁾	-196	80	81	80	400	42	400	-40	-40	-40	-196	-19

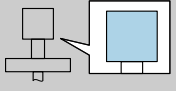
1) Functional: Maximum permissible process temperature

FMR54



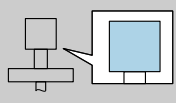
 = B	(1)	P1		P2		P3		P4		P5		P6		
		T _p	T _a	T _p	T _a	T _p	T _a	T _p	T _a	T _p	T _a	T _p	T _a	
	E, G	T6	-40	60	60	60	85	55	85	-40	-40	-40	-	-
		T5	-40	75	75	75	100	70	100	-40	-40	-40	-	-
		T4	-40	80	81	80	135	71	135	-40	-40	-40	-	-
		T3 ¹⁾	-40	80	81	80	150	68	150	-40	-40	-40	-	-

1) Functional: Maximum permissible process temperature

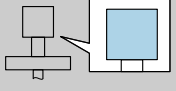
 = C	(1)	P1		P2		P3		P4		P5		P6		
		T _p	T _a	T _p	T _a	T _p	T _a	T _p	T _a	T _p	T _a	T _p	T _a	
	E, G	T6	-40	60	60	60	85	56	85	-40	-40	-40	-	-
		T5	-40	75	75	75	100	71	100	-40	-40	-40	-	-
		T4	-40	80	81	80	135	73	135	-40	-40	-40	-	-
		T3 ¹⁾	-40	80	81	80	150	71	150	-40	-40	-40	-	-

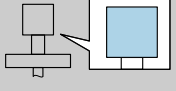
1) Functional: Maximum permissible process temperature

FMR56

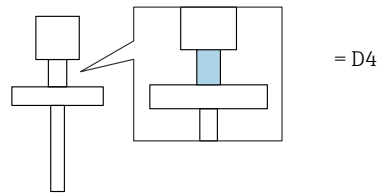
 = C	(1)		P1		P2		P3		P4		P5		P6	
			T _p	T _a	T _p	T _a	T _p	T _a	T _p	T _a	T _p	T _a	T _p	T _a
	E, G	T6	-40	60	60	60	80	58	80	-40	-40	-40	-	-

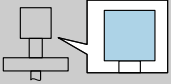
FMR57

 = B	(1)	P1		P2		P3		P4		P5		P6		
		T _p	T _a	T _p	T _a	T _p	T _a	T _p	T _a	T _p	T _a	T _p	T _a	
	E, G	T6	-40	60	60	60	85	56	85	-40	-40	-40	-	-
		T5	-40	75	75	75	100	71	100	-40	-40	-40	-	-
		T4	-40	80	81	80	135	74	135	-40	-40	-40	-	-
		T3	-40	80	81	80	200	66	200	-40	-40	-40	-	-

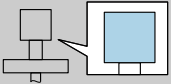
 = C	(1)	P1		P2		P3		P4		P5		P6		
		T _p	T _a	T _p	T _a	T _p	T _a	T _p	T _a	T _p	T _a	T _p	T _a	
	E, G	T6	-40	60	60	60	85	57	85	-40	-40	-40	-	-
		T5	-40	75	75	75	100	72	100	-40	-40	-40	-	-
		T4	-40	80	81	80	135	75	135	-40	-40	-40	-	-
		T3	-40	80	81	80	200	69	200	-40	-40	-40	-	-

FMR57



 = B	(1)	P1		P2		P3		P4		P5		P6		
		T _p	T _a	T _p	T _a	T _p	T _a	T _p	T _a	T _p	T _a	T _p	T _a	
	E, G	T6	-40	60	60	60	85	57	85	-40	-40	-40	-	-
		T5	-40	75	75	75	100	72	100	-40	-40	-40	-	-
		T4	-40	80	81	80	135	76	135	-40	-40	-40	-	-
		T3	-40	80	81	80	200	70	200	-40	-40	-40	-	-
		T2	-40	80	81	80	300	61	300	-40	-40	-40	-	-
		T1 ¹⁾	-40	80	81	80	400	51	400	-40	-40	-40	-	-

1) Functional: Maximum permissible process temperature

 = C	(1)	P1		P2		P3		P4		P5		P6		
		T _p	T _a	T _p	T _a	T _p	T _a	T _p	T _a	T _p	T _a	T _p	T _a	
	E, G	T6	-40	60	60	60	85	58	85	-40	-40	-40	-	-
		T5	-40	75	75	75	100	73	100	-40	-40	-40	-	-
		T4	-40	80	81	80	135	77	135	-40	-40	-40	-	-
		T3	-40	80	81	80	200	72	200	-40	-40	-40	-	-
		T2	-40	80	81	80	300	65	300	-40	-40	-40	-	-
		T1 ¹⁾	-40	80	81	80	400	58	400	-40	-40	-40	-	-

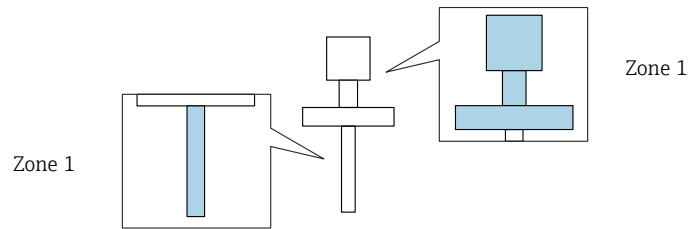
1) Functional: Maximum permissible process temperature

Zone 1: 2 channels

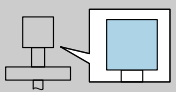
Position 3 = E, G: 2 channels used

Page references to the temperature tables of the respective device types: See the following list.

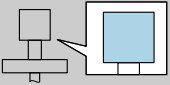
- FMR50 → 22
- FMR51 → 23
- FMR52 → 26
- FMR53 → 28
- FMR54 → 30
- FMR56 → 34
- FMR57 → 35



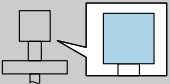
FMR50

 = C	(2)	T6	P1		P2		P3		P4		P5		P6	
			T _p	T _a	T _p	T _a	T _p	T _a	T _p	T _a	T _p	T _a	T _p	T _a
	E, G	T6	-40	57	57	57	80	55	80	-40	-40	-40	-	-

FMR51

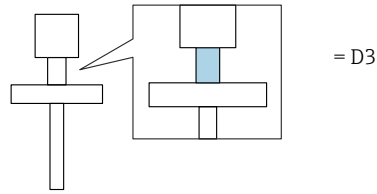
 = B	(2)	P1		P2		P3		P4		P5		P6		
		T _p	T _a	T _p	T _a	T _p	T _a	T _p	T _a	T _p	T _a	T _p	T _a	
	E, G	T6	-40	57	57	57	85	51	85	-40	-40	-40	-	-
		T5	-40	72	72	72	100	66	100	-40	-40	-40	-	-
		T4	-40	76	76	76	135	63	135	-40	-40	-40	-	-
		T3 ¹⁾	-40	76	76	76	150	60	150	-40	-40	-40	-	-

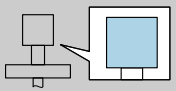
1) Functional: Maximum permissible process temperature

 = C	(2)	P1		P2		P3		P4		P5		P6		
		T _p	T _a	T _p	T _a	T _p	T _a	T _p	T _a	T _p	T _a	T _p	T _a	
	E, G	T6	-40	57	57	57	85	52	85	-40	-40	-40	-	-
		T5	-40	72	72	72	100	67	100	-40	-40	-40	-	-
		T4	-40	76	76	76	135	65	135	-40	-40	-40	-	-
		T3 ¹⁾	-40	76	76	76	150	63	150	-40	-40	-40	-	-

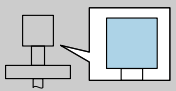
1) Functional: Maximum permissible process temperature

FMR51



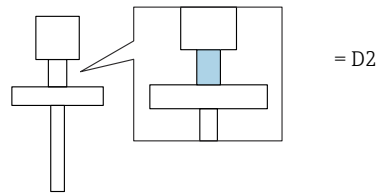
 = B	(2)	P1		P2		P3		P4		P5		P6		
		T _p	T _a	T _p	T _a	T _p	T _a	T _p	T _a	T _p	T _a	T _p	T _a	
	E, G	T6	-40	57	57	57	85	54	85	-40	-40	-40	-	-
		T5	-40	72	72	72	100	69	100	-40	-40	-40	-	-
		T4	-40	76	76	76	135	69	135	-40	-40	-40	-	-
		T3	-40	76	76	76	200	62	200	-40	-40	-40	-	-
		T2 ¹⁾	-40	76	76	76	250	57	250	-40	-40	-40	-	-

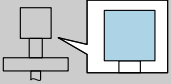
1) Functional: Maximum permissible process temperature

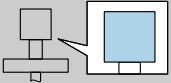
 = C	(2)	P1		P2		P3		P4		P5		P6		
		T _p	T _a	T _p	T _a	T _p	T _a	T _p	T _a	T _p	T _a	T _p	T _a	
	E, G	T6	-40	57	57	57	85	55	85	-40	-40	-40	-	-
		T5	-40	72	72	72	100	70	100	-40	-40	-40	-	-
		T4	-40	76	76	76	135	71	135	-40	-40	-40	-	-
		T3	-40	76	76	76	200	65	200	-40	-40	-40	-	-
		T2 ¹⁾	-40	76	76	76	250	61	250	-40	-40	-40	-	-

1) Functional: Maximum permissible process temperature

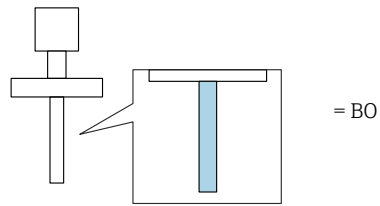
FMR51

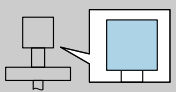


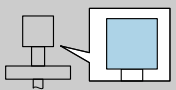
 = B	(2)	P1		P2		P3		P4		P5		P6		
		T _p	T _a	T _p	T _a	T _p	T _a	T _p	T _a	T _p	T _a	T _p	T _a	
	E, G	T6	-196	57	57	57	85	54	85	-40	-40	-40	-196	-15
		T5	-196	72	72	72	100	69	100	-40	-40	-40	-196	-15
		T4	-196	76	76	76	135	67	135	-40	-40	-40	-196	-15
		T3	-196	76	76	76	200	59	200	-40	-40	-40	-196	-15
		T2	-196	76	76	76	300	45	300	-40	-40	-40	-196	-15

 = C	(2)	P1		P2		P3		P4		P5		P6		
		T _p	T _a	T _p	T _a	T _p	T _a	T _p	T _a	T _p	T _a	T _p	T _a	
	E, G	T6	-196	57	57	57	85	54	85	-40	-40	-40	-196	-20
		T5	-196	72	72	72	100	69	100	-40	-40	-40	-196	-20
		T4	-196	76	76	76	135	69	135	-40	-40	-40	-196	-20
		T3	-196	76	76	76	200	62	200	-40	-40	-40	-196	-20
		T2	-196	76	76	76	300	51	300	-40	-40	-40	-196	-20
		T1	-196	76	76	76	450	35	450	-40	-40	-40	-196	-20

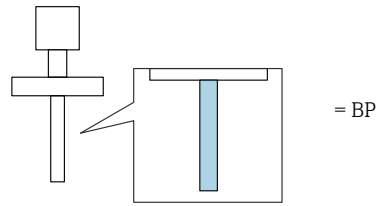
FMR52

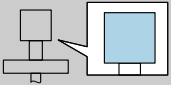


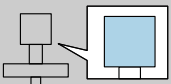
 = B	(2)	P1		P2		P3		P4		P5		P6		
		T _p	T _a	T _p	T _a	T _p	T _a	T _p	T _a	T _p	T _a	T _p	T _a	
	E, G	T6	-196	57	57	57	85	53	85	-40	-40	-40	-196	-3
		T5	-196	72	72	72	100	68	100	-40	-40	-40	-196	-3
		T4	-196	76	76	76	135	65	135	-40	-40	-40	-196	-3
		T3	-196	76	76	76	200	54	200	-40	-40	-40	-196	-3

 = C	(2)	P1		P2		P3		P4		P5		P6		
		T _p	T _a	T _p	T _a	T _p	T _a	T _p	T _a	T _p	T _a	T _p	T _a	
	E, G	T6	-196	57	57	57	85	53	85	-40	-40	-40	-196	-14
		T5	-196	72	72	72	100	68	100	-40	-40	-40	-196	-14
		T4	-196	76	76	76	135	67	135	-40	-40	-40	-196	-14
		T3	-196	76	76	76	200	58	200	-40	-40	-40	-196	-14

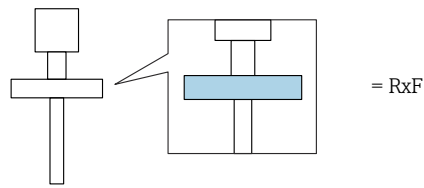
FMR52

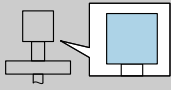


 = B	(2)		P1		P2		P3		P4		P5		P6	
			T _p	T _a	T _p	T _a	T _p	T _a	T _p	T _a	T _p	T _a	T _p	T _a
	E, G	T6	-196	57	57	57	85	52	85	-40	-40	-40	-196	10
		T5	-196	72	72	72	100	67	100	-40	-40	-40	-196	10
		T4	-196	76	76	76	135	63	135	-40	-40	-40	-196	10
		T3	-196	76	76	76	200	50	200	-40	-40	-40	-196	10

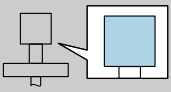
 = C	(2)		P1		P2		P3		P4		P5		P6	
			T _p	T _a	T _p	T _a	T _p	T _a	T _p	T _a	T _p	T _a	T _p	T _a
	E, G	T6	-196	57	57	57	85	53	85	-40	-40	-40	-196	-8
		T5	-196	72	72	72	100	68	100	-40	-40	-40	-196	-8
		T4	-196	76	76	76	135	66	135	-40	-40	-40	-196	-8
		T3	-196	76	76	76	200	55	200	-40	-40	-40	-196	-8

FMR53

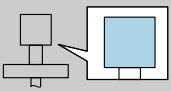


 = B, C	(2)		P1		P2		P3		P4		P5		P6	
			T _p	T _a	T _p	T _a	T _p	T _a	T _p	T _a	T _p	T _a	T _p	T _a
	E, G	T6	-40	57	57	57	80	55	80	-40	-40	-40	-	-

FMR53

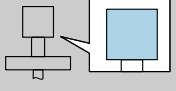
 = B	(2)		P1		P2		P3		P4		P5		P6	
			T _p	T _a	T _p	T _a	T _p	T _a	T _p	T _a	T _p	T _a	T _p	T _a
	E, G	T6	-40	57	57	57	85	51	85	-40	-40	-40	-	-
		T5	-40	72	72	72	100	66	100	-40	-40	-40	-	-
		T4	-40	76	76	76	135	62	135	-40	-40	-40	-	-
		T3 ¹⁾	-40	76	76	76	150	58	150	-40	-40	-40	-	-

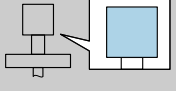
1) Functional: Maximum permissible process temperature

 = C	(2)		P1		P2		P3		P4		P5		P6	
			T _p	T _a	T _p	T _a	T _p	T _a	T _p	T _a	T _p	T _a	T _p	T _a
	E, G	T6	-40	57	57	57	85	52	85	-40	-40	-40	-	-
		T5	-40	72	72	72	100	67	100	-40	-40	-40	-	-
		T4	-40	76	76	76	135	64	135	-40	-40	-40	-	-
		T3 ¹⁾	-40	76	76	76	150	62	150	-40	-40	-40	-	-

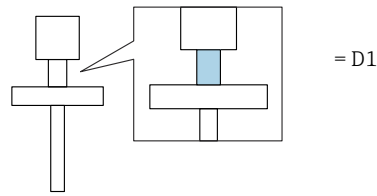
1) Functional: Maximum permissible process temperature

FMR54

 = B	(2)	P1		P2		P3		P4		P5		P6		
		T _p	T _a	T _p	T _a	T _p	T _a	T _p	T _a	T _p	T _a	T _p	T _a	
	E, G	T6	-40	57	57	57	85	51	85	-40	-40	-40	-	-
		T5	-40	72	72	72	100	66	100	-40	-40	-40	-	-
		T4	-40	76	76	76	135	61	135	-40	-40	-40	-	-
		T3	-40	76	76	76	200	45	200	-40	-40	-40	-	-

 = C	(2)	P1		P2		P3		P4		P5		P6		
		T _p	T _a	T _p	T _a	T _p	T _a	T _p	T _a	T _p	T _a	T _p	T _a	
	E, G	T6	-40	57	57	57	85	52	85	-40	-40	-40	-	-
		T5	-40	72	72	72	100	67	100	-40	-40	-40	-	-
		T4	-40	76	76	76	135	64	135	-40	-40	-40	-	-
		T3	-40	76	76	76	200	51	200	-40	-40	-40	-	-

FMR54



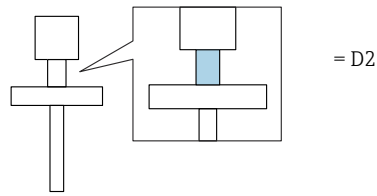
= B	(2)	P1		P2		P3		P4		P5		P6		
		T _p	T _a	T _p	T _a	T _p	T _a	T _p	T _a	T _p	T _a	T _p	T _a	
	E, G	T6	-196	57	57	57	85	53	85	-40	-40	-40	-196	-4
		T5	-196	72	72	72	100	68	100	-40	-40	-40	-196	-4
		T4	-196	76	76	76	135	65	135	-40	-40	-40	-196	-4
		T3	-196	76	76	76	200	54	200	-40	-40	-40	-196	-4
		T2 ¹⁾	-196	76	76	76	280	41	280	-40	-40	-40	-196	-4

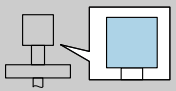
1) Functional: Maximum permissible process temperature

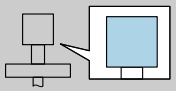
= C	(2)	P1		P2		P3		P4		P5		P6		
		T _p	T _a	T _p	T _a	T _p	T _a	T _p	T _a	T _p	T _a	T _p	T _a	
	E, G	T6	-196	57	57	57	85	54	85	-40	-40	-40	-196	-15
		T5	-196	72	72	72	100	69	100	-40	-40	-40	-196	-15
		T4	-196	76	76	76	135	67	135	-40	-40	-40	-196	-15
		T3	-196	76	76	76	200	59	200	-40	-40	-40	-196	-15
		T2 ¹⁾	-196	76	76	76	280	48	280	-40	-40	-40	-196	-15

1) Functional: Maximum permissible process temperature

FMR54

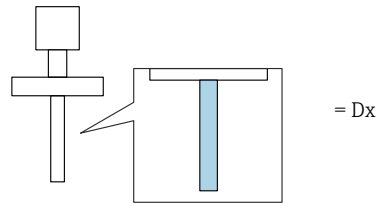


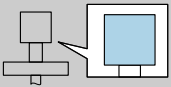
 = B	(2)	P1		P2		P3		P4		P5		P6		
		T _p	T _a	T _p	T _a	T _p	T _a	T _p	T _a	T _p	T _a	T _p	T _a	
	E, G	T6	-196	57	57	57	85	53	85	-40	-40	-40	-196	-13
		T5	-196	72	72	72	100	68	100	-40	-40	-40	-196	-13
		T4	-196	76	76	76	135	67	135	-40	-40	-40	-196	-13
		T3	-196	76	76	76	200	57	200	-40	-40	-40	-196	-13
		T2	-196	76	76	76	300	43	300	-40	-40	-40	-196	-13

 = C	(2)	P1		P2		P3		P4		P5		P6		
		T _p	T _a	T _p	T _a	T _p	T _a	T _p	T _a	T _p	T _a	T _p	T _a	
	E, G	T6	-196	57	57	57	85	54	85	-40	-40	-40	-196	-19
		T5	-196	72	72	72	100	69	100	-40	-40	-40	-196	-19
		T4	-196	76	76	76	135	69	135	-40	-40	-40	-196	-19
		T3	-196	76	76	76	200	61	200	-40	-40	-40	-196	-19
		T2	-196	76	76	76	300	49	300	-40	-40	-40	-196	-19
		T1 ¹⁾	-196	76	76	76	400	38	400	-40	-40	-40	-196	-19

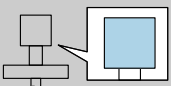
1) Functional: Maximum permissible process temperature

FMR54



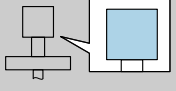
 = B	(2)	P1		P2		P3		P4		P5		P6		
		T _p	T _a	T _p	T _a	T _p	T _a	T _p	T _a	T _p	T _a	T _p	T _a	
	E, G	T6	-40	57	57	57	85	52	85	-40	-40	-40	-	-
		T5	-40	72	72	72	100	67	100	-40	-40	-40	-	-
		T4	-40	76	76	76	135	65	135	-40	-40	-40	-	-
		T3 ¹⁾	-40	76	76	76	150	62	150	-40	-40	-40	-	-

1) Functional: Maximum permissible process temperature

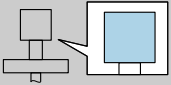
 = C	(2)	P1		P2		P3		P4		P5		P6		
		T _p	T _a	T _p	T _a	T _p	T _a	T _p	T _a	T _p	T _a	T _p	T _a	
	E, G	T6	-40	57	57	57	85	53	85	-40	-40	-40	-	-
		T5	-40	72	72	72	100	68	100	-40	-40	-40	-	-
		T4	-40	76	76	76	135	67	135	-40	-40	-40	-	-
		T3 ¹⁾	-40	76	76	76	150	65	150	-40	-40	-40	-	-

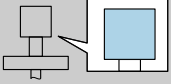
1) Functional: Maximum permissible process temperature

FMR56

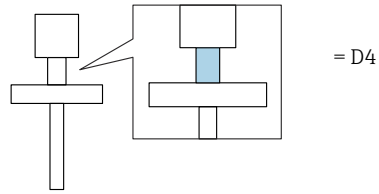
	(2)		P1		P2		P3		P4		P5		P6	
			T _p	T _a	T _p	T _a	T _p	T _a	T _p	T _a	T _p	T _a	T _p	T _a
	E, G	T6	-40	57	57	57	80	55	80	-40	-40	-40	-	-

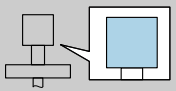
FMR57

 = B	(2)		P1		P2		P3		P4		P5		P6	
			T _p	T _a	T _p	T _a	T _p	T _a	T _p	T _a	T _p	T _a	T _p	T _a
	E, G	T6	-40	57	57	57	85	54	85	-40	-40	-40	-	-
		T5	-40	72	72	72	100	69	100	-40	-40	-40	-	-
		T4	-40	76	76	76	135	68	135	-40	-40	-40	-	-
		T3	-40	76	76	76	200	61	200	-40	-40	-40	-	-

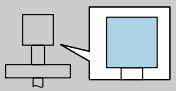
 = C	(2)		P1		P2		P3		P4		P5		P6	
			T _p	T _a	T _p	T _a	T _p	T _a	T _p	T _a	T _p	T _a	T _p	T _a
	E, G	T6	-40	57	57	57	85	55	85	-40	-40	-40	-	-
		T5	-40	72	72	72	100	70	100	-40	-40	-40	-	-
		T4	-40	76	76	76	135	70	135	-40	-40	-40	-	-
		T3	-40	76	76	76	200	64	200	-40	-40	-40	-	-

FMR57



 = B	(2)	P1		P2		P3		P4		P5		P6		
		T _p	T _a	T _p	T _a	T _p	T _a	T _p	T _a	T _p	T _a	T _p	T _a	
	E, G	T6	-40	57	57	57	85	55	85	-40	-40	-40	-	-
		T5	-40	72	72	72	100	70	100	-40	-40	-40	-	-
		T4	-40	76	76	76	135	70	135	-40	-40	-40	-	-
		T3	-40	76	76	76	200	64	200	-40	-40	-40	-	-
		T2	-40	76	76	76	300	55	300	-40	-40	-40	-	-
		T1 ¹⁾	-40	76	76	76	400	46	400	-40	-40	-40	-	-

1) Functional: Maximum permissible process temperature

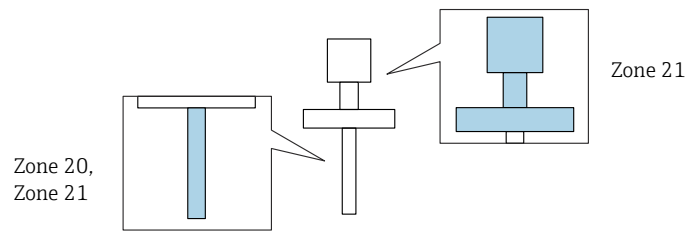
 = C	(2)	P1		P2		P3		P4		P5		P6		
		T _p	T _a	T _p	T _a	T _p	T _a	T _p	T _a	T _p	T _a	T _p	T _a	
	E, G	T6	-40	57	57	57	85	55	85	-40	-40	-40	-	-
		T5	-40	72	72	72	100	70	100	-40	-40	-40	-	-
		T4	-40	76	76	76	135	71	135	-40	-40	-40	-	-
		T3	-40	76	76	76	200	67	200	-40	-40	-40	-	-
		T2	-40	76	76	76	300	60	300	-40	-40	-40	-	-
		T1 ¹⁾	-40	76	76	76	400	52	400	-40	-40	-40	-	-

1) Functional: Maximum permissible process temperature

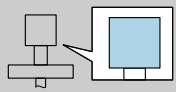
Zone 20, Zone 21: 1 channel *Position 3 = E, G: 1 channel used*

Page references to the temperature tables of the respective device types: See the following list.

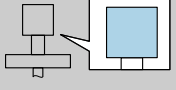
- FMR50 → 37
- FMR51 → 38
- FMR52 → 39
- FMR53 → 40
- FMR54 → 41
- FMR56 → 43
- FMR57 → 44



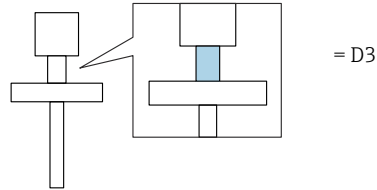
FMR50

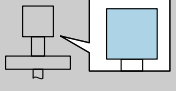
 = C	(1)	P1		P2		P3		P4		P5		P6	
		T _p	T _a	T _p	T _a	T _p	T _a	T _p	T _a	T _p	T _a	T _p	T _a
	E, G	79	-40	79	79	79	79	79	-40	-40	-40	-	-

FMR51

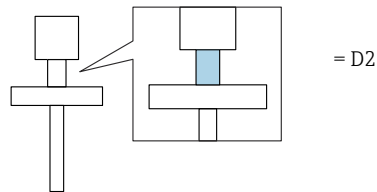
 = B, C	(1)	P1			P2		P3		P4		P5		P6	
		T _p	T _a		T _p	T _a	T _p	T _a	T _p	T _a	T _p	T _a	T _p	T _a
	E, G	135	-40	79	79	79	135	69	135	-40	-40	-40	-	-
		150	-40	79	79	79	150	66	150	-40	-40	-40	-	-

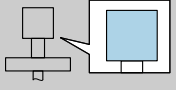
FMR51



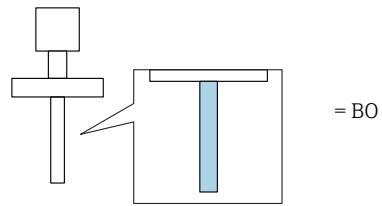
 = B, C	(1)	P1			P2		P3		P4		P5		P6	
		T _p	T _a		T _p	T _a	T _p	T _a	T _p	T _a	T _p	T _a	T _p	T _a
	E, G	135	-40	79	79	79	135	75	135	-40	-40	-40	-	-
		200	-40	79	79	79	200	68	200	-40	-40	-40	-	-
		250	-40	79	79	79	250	63	250	-40	-40	-40	-	-

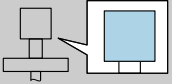
FMR51



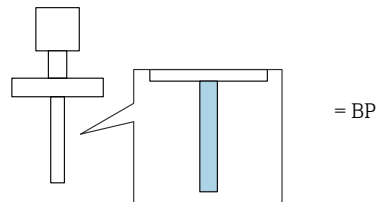
 = B, C	(1)	P1			P2		P3		P4		P5		P6	
		T _p	T _a		T _p	T _a	T _p	T _a	T _p	T _a	T _p	T _a	T _p	T _a
	E, G	135	-40	79	79	79	135	73	135	-40	-40	-40	-	-
		200	-40	79	79	79	200	64	200	-40	-40	-40	-	-
		300	-40	79	79	79	300	50	300	-40	-40	-40	-	-

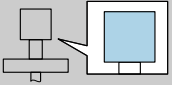
FMR52



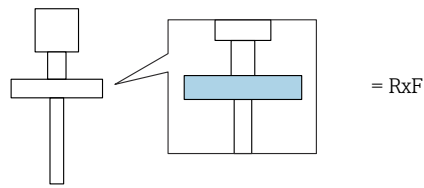
 = B, C	(1)	P1		P2		P3		P4		P5		P6		
		T _p	T _a	T _p	T _a	T _p	T _a	T _p	T _a	T _p	T _a	T _p	T _a	
	E, G	135	-40	79	79	79	135	71	135	-40	-40	-40	-	-
		200	-40	79	79	79	200	60	200	-40	-40	-40	-	-

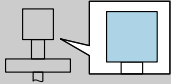
FMR52



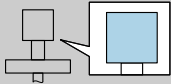
 = B, C	(1)	P1		P2		P3		P4		P5		P6		
		T _p	T _a	T _p	T _a	T _p	T _a	T _p	T _a	T _p	T _a	T _p	T _a	
	E, G	135	-40	79	79	79	135	69	135	-40	-40	-40	-	-
		200	-40	79	79	79	200	56	200	-40	-40	-40	-	-

FMR53

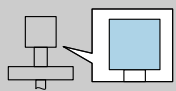


 = B, C	(1)	P1		P2		P3		P4		P5		P6	
		T _p	T _a	T _p	T _a	T _p	T _a	T _p	T _a	T _p	T _a	T _p	T _a
E, G	79	-40	79	79	79	79	79	79	-40	-40	-40	-	-

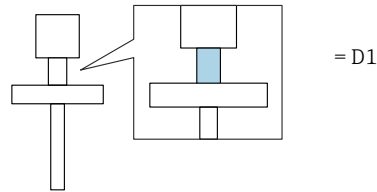
FMR53

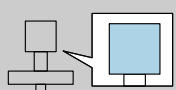
 = B, C	(1)	P1		P2		P3		P4		P5		P6	
		T _p	T _a	T _p	T _a	T _p	T _a	T _p	T _a	T _p	T _a	T _p	T _a
E, G	135	-40	79	79	79	135	68	135	-40	-40	-40	-	-
	150	-40	79	79	79	150	65	150	-40	-40	-40	-	-

FMR54

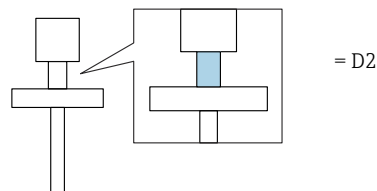
 = B, C	(1)	P1			P2		P3		P4		P5		P6	
		T _p	T _a		T _p	T _a	T _p	T _a	T _p	T _a	T _p	T _a	T _p	T _a
	E, G	135	-40	79	79	79	135	67	135	-40	-40	-40	-	-
		200	-40	79	79	79	200	52	200	-40	-40	-40	-	-

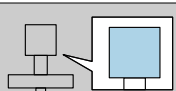
FMR54



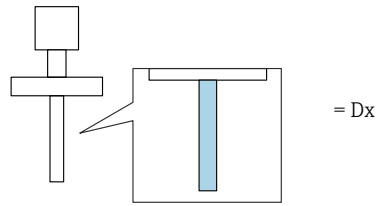
 = B, C	(1)	P1			P2		P3		P4		P5		P6	
		T _p	T _a		T _p	T _a	T _p	T _a	T _p	T _a	T _p	T _a	T _p	T _a
	E, G	135	-40	79	79	79	135	71	135	-40	-40	-40	-	-
		200	-40	79	79	79	200	60	200	-40	-40	-40	-	-
		280	-40	79	79	79	280	46	280	-40	-40	-40	-	-

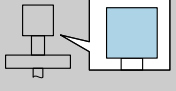
FMR54



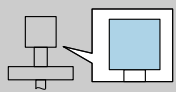
 = B, C	(1)	P1			P2		P3		P4		P5		P6	
		T _p	T _a		T _p	T _a	T _p	T _a	T _p	T _a	T _p	T _a	T _p	T _a
	E, G	135	-40	79	79	79	135	73	135	-40	-40	-40	-	-
		200	-40	79	79	79	200	63	200	-40	-40	-40	-	-
		300	-40	79	79	79	300	48	300	-40	-40	-40	-	-
		400	-40	79	79	79	400	31	400	-40	-40	-40	-	-

FMR54

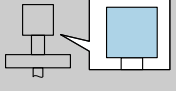


 = B, C	(1)	P1		P2		P3		P4		P5		P6		
		T _p	T _a	T _p	T _a	T _p	T _a	T _p	T _a	T _p	T _a	T _p	T _a	
	E, G	135	-40	79	79	79	135	71	135	-40	-40	-40	-	-
		150	-40	79	79	79	150	68	150	-40	-40	-40	-	-

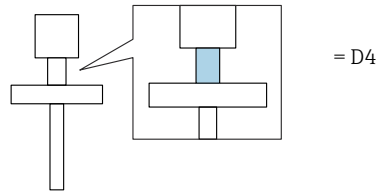
FMR56

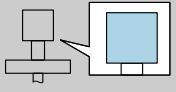
 = C	(1)	P1		P2		P3		P4		P5		P6		
		T _p	T _a	T _p	T _a	T _p	T _a	T _p	T _a	T _p	T _a	T _p	T _a	
	E, G	79	-40	79	79	79	79	79	79	-40	-40	-40	-	-

FMR57

 = B, C	(1)	P1			P2		P3		P4		P5		P6	
		T _p	T _a		T _p	T _a	T _p	T _a	T _p	T _a	T _p	T _a	T _p	T _a
	E, G	135	-40	79	79	79	135	74	135	-40	-40	-40	-	-
		200	-40	79	79	79	200	66	200	-40	-40	-40	-	-

FMR57



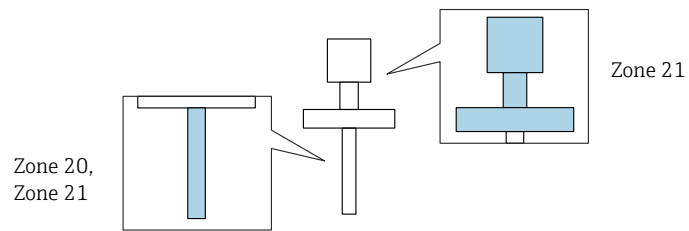
 = B, C	(1)	P1			P2		P3		P4		P5		P6	
		T _p	T _a		T _p	T _a	T _p	T _a	T _p	T _a	T _p	T _a	T _p	T _a
	E, G	135	-40	79	79	79	135	76	135	-40	-40	-40	-	-
		200	-40	79	79	79	200	70	200	-40	-40	-40	-	-
		300	-40	79	79	79	300	61	300	-40	-40	-40	-	-
		400	-40	79	79	79	400	51	400	-40	-40	-40	-	-

**Zone 20, Zone 21:
2 channels**

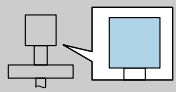
Position 3 = E, G: 2 channels used

Page references to the temperature tables of the respective device types: See the following list.

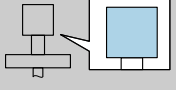
- FMR50 → 45
- FMR51 → 46
- FMR52 → 47
- FMR53 → 48
- FMR54 → 49
- FMR56 → 51
- FMR57 → 52



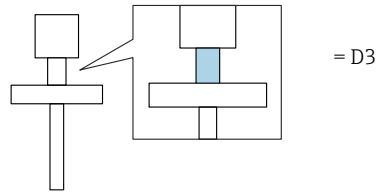
FMR50

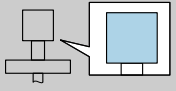
 = C	(2)	P1		P2		P3		P4		P5		P6	
		T _p	T _a	T _p	T _a	T _p	T _a	T _p	T _a	T _p	T _a	T _p	T _a
	E, G	73	-40	73	73	73	73	73	-40	-40	-40	-	-

FMR51

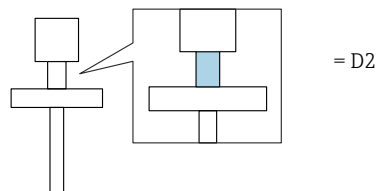
 = B, C	(2)	P1		P2		P3		P4		P5		P6		
		T _p	T _a	T _p	T _a	T _p	T _a	T _p	T _a	T _p	T _a	T _p	T _a	
	E, G	135	-40	73	73	73	135	63	135	-40	-40	-40	-	-
		150	-40	73	73	73	150	60	150	-40	-40	-40	-	-

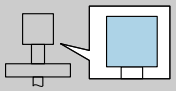
FMR51



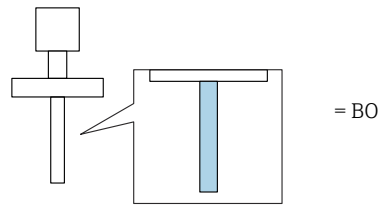
 = B, C	(2)	P1		P2		P3		P4		P5		P6		
		T _p	T _a	T _p	T _a	T _p	T _a	T _p	T _a	T _p	T _a	T _p	T _a	
	E, G	135	-40	73	73	73	135	69	135	-40	-40	-40	-	-
		200	-40	73	73	73	200	62	200	-40	-40	-40	-	-
		250	-40	73	73	73	250	57	250	-40	-40	-40	-	-

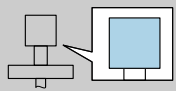
FMR51



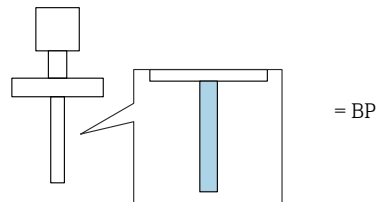
 = B, C	(2)	P1		P2		P3		P4		P5		P6		
		T _p	T _a	T _p	T _a	T _p	T _a	T _p	T _a	T _p	T _a	T _p	T _a	
	E, G	135	-40	73	73	73	135	67	135	-40	-40	-40	-	-
		200	-40	73	73	73	200	59	200	-40	-40	-40	-	-
		300	-40	73	73	73	300	45	300	-40	-40	-40	-	-

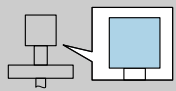
FMR52



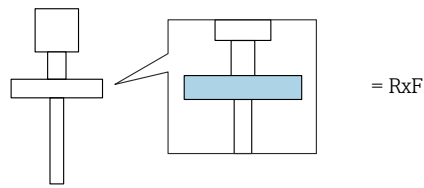
 = B, C	(2)	P1			P2		P3		P4		P5		P6	
		T _p	T _a		T _p	T _a	T _p	T _a	T _p	T _a	T _p	T _a	T _p	T _a
	E, G	135	-40	73	73	73	135	65	135	-40	-40	-40	-	-
		200	-40	73	73	73	200	54	200	-40	-40	-40	-	-

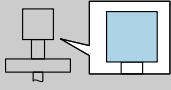
FMR52



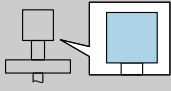
 = B, C	(2)	P1			P2		P3		P4		P5		P6	
		T _p	T _a		T _p	T _a	T _p	T _a	T _p	T _a	T _p	T _a	T _p	T _a
	E, G	135	-40	73	73	73	135	63	135	-40	-40	-40	-	-
		200	-40	73	73	73	200	50	200	-40	-40	-40	-	-

FMR53

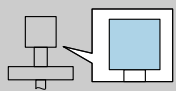


 = B, C	(2)	P1		P2		P3		P4		P5		P6	
		T _p	T _a	T _p	T _a	T _p	T _a	T _p	T _a	T _p	T _a	T _p	T _a
E, G	73	-40	73	73	73	73	73	73	-40	-40	-40	-	-

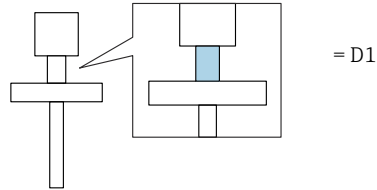
FMR53

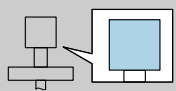
 = B, C	(2)	P1		P2		P3		P4		P5		P6	
		T _p	T _a	T _p	T _a	T _p	T _a	T _p	T _a	T _p	T _a	T _p	T _a
E, G	135	-40	73	73	73	135	62	135	-40	-40	-40	-	-
	150	-40	73	73	73	150	58	150	-40	-40	-40	-	-

FMR54

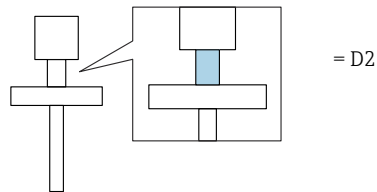
 = B, C	(2)	P1		P2		P3		P4		P5		P6		
		T _p	T _a	T _p	T _a	T _p	T _a	T _p	T _a	T _p	T _a	T _p	T _a	
	E, G	135	-40	73	73	73	135	61	135	-40	-40	-40	-	-
		200	-40	73	73	73	200	45	200	-40	-40	-40	-	-

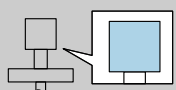
FMR54



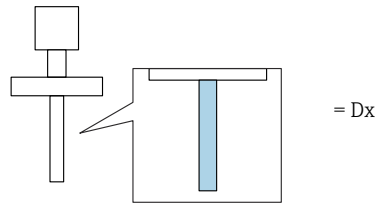
 = B, C	(2)	P1		P2		P3		P4		P5		P6		
		T _p	T _a	T _p	T _a	T _p	T _a	T _p	T _a	T _p	T _a	T _p	T _a	
	E, G	135	-40	73	73	73	135	65	135	-40	-40	-40	-	-
		200	-40	73	73	73	200	54	200	-40	-40	-40	-	-
		280	-40	73	73	73	280	41	280	-40	-40	-40	-	-

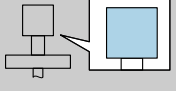
FMR54



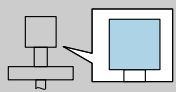
 = B, C	(2)	P1		P2		P3		P4		P5		P6		
		T _p	T _a	T _p	T _a	T _p	T _a	T _p	T _a	T _p	T _a	T _p	T _a	
	E, G	135	-40	73	73	73	135	67	135	-40	-40	-40	-	-
		200	-40	73	73	73	200	57	200	-40	-40	-40	-	-
		300	-40	73	73	73	300	43	300	-40	-40	-40	-	-

FMR54

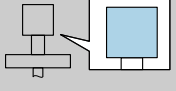


 = B, C	(2)	P1			P2		P3		P4		P5		P6	
		T _p	T _a		T _p	T _a	T _p	T _a	T _p	T _a	T _p	T _a	T _p	T _a
	E, G	135	-40	73	73	73	135	65	135	-40	-40	-40	-	-
		150	-40	73	73	73	150	62	150	-40	-40	-40	-	-

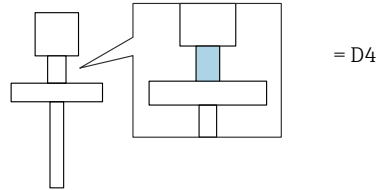
FMR56

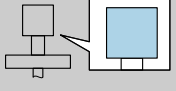
 = C	(2)	P1		P2		P3		P4		P5		P6	
		T _p	T _a	T _p	T _a	T _p	T _a	T _p	T _a	T _p	T _a	T _p	T _a
	E, G	73	-40	73	73	73	73	73	-40	-40	-40	-	-

FMR57

 = B, C	(2)	P1		P2		P3		P4		P5		P6		
		T _p	T _a	T _p	T _a	T _p	T _a	T _p	T _a	T _p	T _a	T _p	T _a	
	E, G	135	-40	73	73	73	135	68	135	-40	-40	-40	-	-
		200	-40	73	73	73	200	61	200	-40	-40	-40	-	-

FMR57



 = B, C	(2)	P1		P2		P3		P4		P5		P6		
		T _p	T _a	T _p	T _a	T _p	T _a	T _p	T _a	T _p	T _a	T _p	T _a	
	E, G	135	-40	73	73	73	135	70	135	-40	-40	-40	-	-
		200	-40	73	73	73	200	64	200	-40	-40	-40	-	-
		300	-40	73	73	73	300	55	300	-40	-40	-40	-	-
		400	-40	73	73	73	400	46	400	-40	-40	-40	-	-



71532702

www.addresses.endress.com
