

Safety Instructions

Micropilot FMR50/51/52/53/54

PROFIBUS PA, FOUNDATION Fieldbus

Associated Safety Instructions (XA) on page 4



Micropilot FMR50/51/52/53/54

PROFIBUS PA, FOUNDATION Fieldbus

Table of contents

| | |
|----------------------------------|----|
| Associated documentation | 4 |
| Zone 0, Zone 1: 1 channel | 5 |
| Zone 0, Zone 1: 2 channels | 6 |
| Zone 1: 1 channel | 8 |
| Zone 1: 2 channels | 20 |

Associated documentation

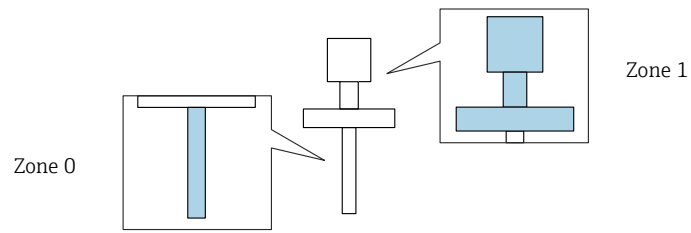
This document is an integral part of the following Safety Instructions:


ATEX, IECEx:
XA00689F/00

UK:
XA02395F/00

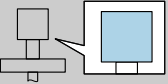
Zone 0, Zone 1: 1 channel

Position 3 = E, G: 1 channel used



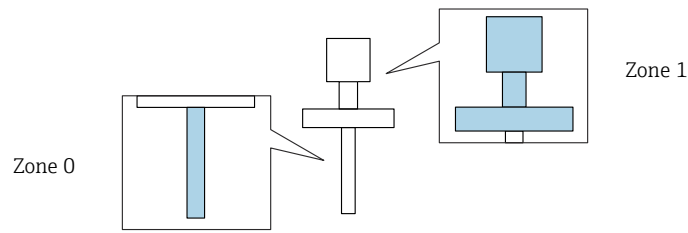
 Explosion protection "Intrinsic safety Ex ia", "Flameproof enclosure Ex db"

FMR5x

|  = B, C | (1) | P1 | | P2 | | P3 | | P4 | | P5 | | P6 | | |
|--|------|----------------|----------------|----------------|----------------|----------------|----------------|----------------|----------------|--------------------------|----------------|--------------------------|----------------|---|
| | | T _p | T _a | T _p | T _a | T _p | T _a | T _p | T _a | T _p | T _a | T _p | T _a | |
| | E, G | T6 | -20 | 60 | 60 | 60 | 60 | 60 | 60 | -40 -50 ¹⁾ | -20 | -40 -50 ¹⁾ | - | - |
| | | T5 | -20 | 75 | 60 | 75 | 60 | 75 | 60 | -40 -50 ¹⁾ | -20 | -40 -50 ¹⁾ | - | - |
| | | T4 | -20 | 80 | 60 | 80 | 60 | 80 | 60 | -40 -50 ¹⁾ | -20 | -40 -50 ¹⁾ | - | - |

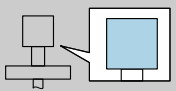
1) Only in connection with Optional specification, ID Jx = JN

Zone 0, Zone 1: 2 channels Position 3 = E, G: 2 channels used




 Explosion protection "Intrinsic safety Ex ia"

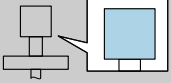
FMR5x

|  = B, C | (2) | P1 | | P2 | | P3 | | P4 | | P5 | | P6 | |
|---|------|----------------|----------------|----------------|----------------|----------------|----------------|----------------|--------------------------|----------------|--------------------------|----------------|----------------|
| | | T _p | T _a | T _p | T _a | T _p | T _a | T _p | T _a | T _p | T _a | T _p | T _a |
| | E, G | T6 | -20 | 57 | 57 | 57 | 57 | 57 | -40 -50 ¹⁾ | -20 | -40 -50 ¹⁾ | - | - |
| | | T5 | -20 | 72 | 60 | 72 | 60 | 72 | -40 -50 ¹⁾ | -20 | -40 -50 ¹⁾ | - | - |
| | | T4 | -20 | 76 | 60 | 76 | 60 | 76 | -40 -50 ¹⁾ | -20 | -40 -50 ¹⁾ | - | - |

1) Only in connection with Optional specification, ID Jx = JN

 Explosion protection "Flameproof enclosure Ex db"

FMR5x

|  = B, C | (2) | | P1 | | P2 | | P3 | | P4 | | P5 | | P6 | |
|--|------|----|----------------|----------------|----------------|----------------|----------------|----------------|----------------|--------------------------|----------------|--------------------------|----------------|----------------|
| | | | T _p | T _a | T _p | T _a | T _p | T _a | T _p | T _a | T _p | T _a | T _p | T _a |
| | E, G | T6 | -20 | 60 | 60 | 60 | 60 | 60 | 60 | -40 -50 ¹⁾ | -20 | -40 -50 ¹⁾ | - | - |
| | | T5 | -20 | 75 | 60 | 75 | 60 | 75 | 60 | -40 -50 ¹⁾ | -20 | -40 -50 ¹⁾ | - | - |
| | | T4 | -20 | 76 | 60 | 76 | 60 | 76 | 60 | -40 -50 ¹⁾ | -20 | -40 -50 ¹⁾ | - | - |

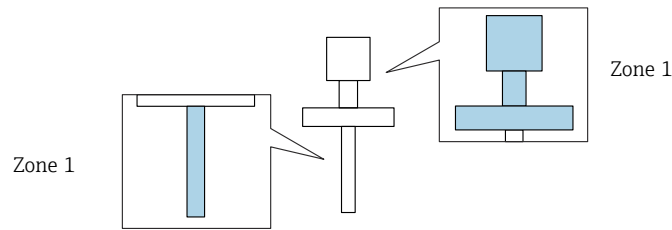
1) Only in connection with Optional specification, ID Jx = JN

Zone 1: 1 channel

Position 3 = E, G: 1 channel used

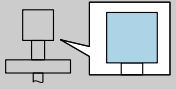
Page references to the temperature tables of the respective device types: See the following list.


- FMR50 → 8
- FMR51 → 9
- FMR52 → 12
- FMR53 → 14
- FMR54 → 16



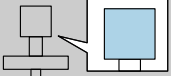
 Explosion protection "Intrinsic safety Ex ia", "Flameproof enclosure Ex db"

FMR50

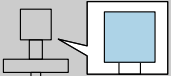
|  = C | (1) | | P1 | | P2 | | P3 | | P4 | | P5 | | P6 | |
|---|------|----|----------------|----------------|----------------|----------------|----------------|----------------|----------------|----------------|----------------|----------------|----------------|----------------|
| | | | T _p | T _a | T _p | T _a | T _p | T _a | T _p | T _a | T _p | T _a | T _p | T _a |
| | E, G | T6 | -40 | 60 | 60 | 60 | 80 | 58 | 80 | -40 | -40 | -40 | - | - |

 Explosion protection "Intrinsic safety Ex ia", "Flameproof enclosure Ex db"

FMR51

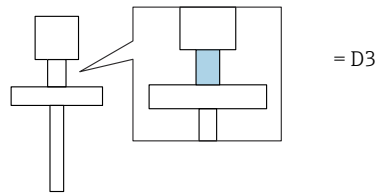
|  = B | (1) | P1 | | P2 | | P3 | | P4 | | P5 | | P6 | | |
|---|------|------------------|----------------|----------------|----------------|----------------|----------------|----------------|----------------|----------------|----------------|----------------|----------------|---|
| | | T _p | T _a | T _p | T _a | T _p | T _a | T _p | T _a | T _p | T _a | T _p | T _a | |
| | E, G | T6 | -40 | 60 | 60 | 60 | 85 | 54 | 85 | -40 | -40 | -40 | - | - |
| | | T5 | -40 | 75 | 75 | 75 | 100 | 69 | 100 | -40 | -40 | -40 | - | - |
| | | T4 | -40 | 80 | 81 | 80 | 135 | 69 | 135 | -40 | -40 | -40 | - | - |
| | | T3 ¹⁾ | -40 | 80 | 81 | 80 | 150 | 66 | 150 | -40 | -40 | -40 | - | - |

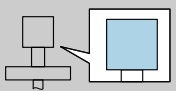
1) Functional: Maximum permissible process temperature

|  = C | (1) | P1 | | P2 | | P3 | | P4 | | P5 | | P6 | | |
|---|------|------------------|----------------|----------------|----------------|----------------|----------------|----------------|----------------|----------------|----------------|----------------|----------------|---|
| | | T _p | T _a | T _p | T _a | T _p | T _a | T _p | T _a | T _p | T _a | T _p | T _a | |
| | E, G | T6 | -40 | 60 | 60 | 60 | 85 | 55 | 85 | -40 | -40 | -40 | - | - |
| | | T5 | -40 | 75 | 75 | 75 | 100 | 70 | 100 | -40 | -40 | -40 | - | - |
| | | T4 | -40 | 80 | 81 | 80 | 135 | 71 | 135 | -40 | -40 | -40 | - | - |
| | | T3 ¹⁾ | -40 | 80 | 81 | 80 | 150 | 68 | 150 | -40 | -40 | -40 | - | - |

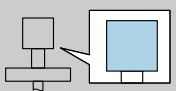
1) Functional: Maximum permissible process temperature

FMR51



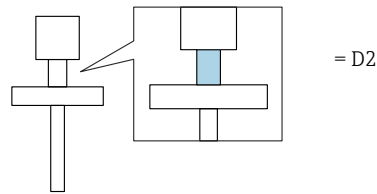
|  = B | (1) | P1 | | P2 | | P3 | | P4 | | P5 | | P6 | | |
|--|------|------------------|----------------|----------------|----------------|----------------|----------------|----------------|----------------|----------------|----------------|----------------|----------------|---|
| | | T _p | T _a | T _p | T _a | T _p | T _a | T _p | T _a | T _p | T _a | T _p | T _a | |
| | E, G | T6 | -40 | 60 | 60 | 60 | 85 | 57 | 85 | -40 | -40 | -40 | - | - |
| | | T5 | -40 | 75 | 75 | 75 | 100 | 72 | 100 | -40 | -40 | -40 | - | - |
| | | T4 | -40 | 80 | 81 | 80 | 135 | 75 | 135 | -40 | -40 | -40 | - | - |
| | | T3 | -40 | 80 | 81 | 80 | 200 | 68 | 200 | -40 | -40 | -40 | - | - |
| | | T2 ¹⁾ | -40 | 80 | 81 | 80 | 250 | 63 | 250 | -40 | -40 | -40 | - | - |

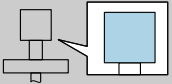
1) Functional: Maximum permissible process temperature

|  = C | (1) | P1 | | P2 | | P3 | | P4 | | P5 | | P6 | | |
|---|------|------------------|----------------|----------------|----------------|----------------|----------------|----------------|----------------|----------------|----------------|----------------|----------------|---|
| | | T _p | T _a | T _p | T _a | T _p | T _a | T _p | T _a | T _p | T _a | T _p | T _a | |
| | E, G | T6 | -40 | 60 | 60 | 60 | 85 | 58 | 85 | -40 | -40 | -40 | - | - |
| | | T5 | -40 | 75 | 75 | 75 | 100 | 73 | 100 | -40 | -40 | -40 | - | - |
| | | T4 | -40 | 80 | 81 | 80 | 135 | 76 | 135 | -40 | -40 | -40 | - | - |
| | | T3 | -40 | 80 | 81 | 80 | 200 | 71 | 200 | -40 | -40 | -40 | - | - |
| | | T2 ¹⁾ | -40 | 80 | 81 | 80 | 250 | 67 | 250 | -40 | -40 | -40 | - | - |

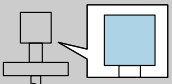
1) Functional: Maximum permissible process temperature

FMR51



|  = B | (1) | | P1 | | P2 | | P3 | | P4 | | P5 | | P6 | |
|---|------|----|----------------|----------------|----------------|----------------|----------------|----------------|----------------|--------------------------|--------------------------|--------------------------|----------------|----------------|
| | | | T _p | T _a | T _p | T _a | T _p | T _a | T _p | T _a | T _p | T _a | T _p | T _a |
| | E, G | T6 | -196 | 60 | 60 | 60 | 85 | 56 | 85 | -40 -50 ¹⁾ | -40 -50 ¹⁾ | -40 -50 ¹⁾ | -196 | -15 |
| | | T5 | -196 | 75 | 75 | 75 | 100 | 71 | 100 | -40 -50 ¹⁾ | -40 -50 ¹⁾ | -40 -50 ¹⁾ | -196 | -15 |
| | | T4 | -196 | 80 | 81 | 80 | 135 | 73 | 135 | -40 -50 ¹⁾ | -40 -50 ¹⁾ | -40 -50 ¹⁾ | -196 | -15 |
| | | T3 | -196 | 80 | 81 | 80 | 200 | 64 | 200 | -40 -50 ¹⁾ | -40 -50 ¹⁾ | -40 -50 ¹⁾ | -196 | -15 |
| | | T2 | -196 | 80 | 81 | 80 | 300 | 50 | 300 | -40 -50 ¹⁾ | -40 -50 ¹⁾ | -40 -50 ¹⁾ | -196 | -15 |

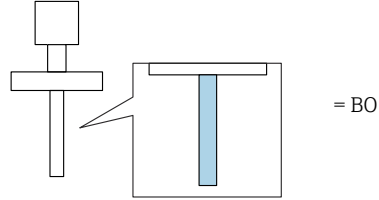
1) Only in connection with Optional specification, ID Jx = JN

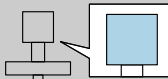
|  = C | (1) | | P1 | | P2 | | P3 | | P4 | | P5 | | P6 | |
|---|------|----|----------------|----------------|----------------|----------------|----------------|----------------|----------------|--------------------------|--------------------------|--------------------------|----------------|--------------------------|
| | | | T _p | T _a | T _p | T _a | T _p | T _a | T _p | T _a | T _p | T _a | T _p | T _a |
| | E, G | T6 | -196 | 60 | 60 | 60 | 85 | 57 | 85 | -40 -50 ¹⁾ | -40 -50 ¹⁾ | -40 -50 ¹⁾ | -196 | -20 -28 ¹⁾ |
| | | T5 | -196 | 75 | 75 | 75 | 100 | 72 | 100 | -40 -50 ¹⁾ | -40 -50 ¹⁾ | -40 -50 ¹⁾ | -196 | -20 -28 ¹⁾ |
| | | T4 | -196 | 80 | 81 | 80 | 135 | 75 | 135 | -40 -50 ¹⁾ | -40 -50 ¹⁾ | -40 -50 ¹⁾ | -196 | -20 -28 ¹⁾ |
| | | T3 | -196 | 80 | 81 | 80 | 200 | 68 | 200 | -40 -50 ¹⁾ | -40 -50 ¹⁾ | -40 -50 ¹⁾ | -196 | -20 -28 ¹⁾ |
| | | T2 | -196 | 80 | 81 | 80 | 300 | 57 | 300 | -40 -50 ¹⁾ | -40 -50 ¹⁾ | -40 -50 ¹⁾ | -196 | -20 -28 ¹⁾ |
| | | T1 | -196 | 80 | 81 | 80 | 450 | 39 | 450 | -40 -50 ¹⁾ | -40 -50 ¹⁾ | -40 -50 ¹⁾ | -196 | -20 -28 ¹⁾ |

1) Only in connection with Optional specification, ID Jx = JN

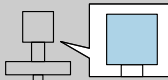
 Explosion protection "Intrinsic safety Ex ia", "Flameproof enclosure Ex db"

FMR52



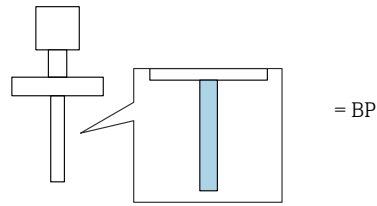
|  = B | (1) | P1 | | P2 | | P3 | | P4 | | P5 | | P6 | | |
|--|------|----------------|----------------|----------------|----------------|----------------|----------------|----------------|----------------|--------------------------|--------------------------|--------------------------|----------------|----|
| | | T _p | T _a | T _p | T _a | T _p | T _a | T _p | T _a | T _p | T _a | T _p | T _a | |
| | E, G | T6 | -196 | 60 | 60 | 60 | 85 | 55 | 85 | -40 -50 ¹⁾ | -40 -50 ¹⁾ | -40 -50 ¹⁾ | -196 | -3 |
| | | T5 | -196 | 75 | 75 | 75 | 100 | 70 | 100 | -40 -50 ¹⁾ | -40 -50 ¹⁾ | -40 -50 ¹⁾ | -196 | -3 |
| | | T4 | -196 | 80 | 81 | 80 | 135 | 71 | 135 | -40 -50 ¹⁾ | -40 -50 ¹⁾ | -40 -50 ¹⁾ | -196 | -3 |
| | | T3 | -196 | 80 | 81 | 80 | 200 | 60 | 200 | -40 -50 ¹⁾ | -40 -50 ¹⁾ | -40 -50 ¹⁾ | -196 | -3 |

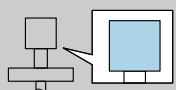
1) Only in connection with Optional specification, ID Jx = JN

|  = C | (1) | P1 | | P2 | | P3 | | P4 | | P5 | | P6 | | |
|--|------|----------------|----------------|----------------|----------------|----------------|----------------|----------------|----------------|--------------------------|--------------------------|--------------------------|----------------|-----|
| | | T _p | T _a | T _p | T _a | T _p | T _a | T _p | T _a | T _p | T _a | T _p | T _a | |
| | E, G | T6 | -196 | 60 | 60 | 60 | 85 | 56 | 85 | -40 -50 ¹⁾ | -40 -50 ¹⁾ | -40 -50 ¹⁾ | -196 | -14 |
| | | T5 | -196 | 75 | 75 | 75 | 100 | 71 | 100 | -40 -50 ¹⁾ | -40 -50 ¹⁾ | -40 -50 ¹⁾ | -196 | -14 |
| | | T4 | -196 | 80 | 81 | 80 | 135 | 73 | 135 | -40 -50 ¹⁾ | -40 -50 ¹⁾ | -40 -50 ¹⁾ | -196 | -14 |
| | | T3 | -196 | 80 | 81 | 80 | 200 | 64 | 200 | -40 -50 ¹⁾ | -40 -50 ¹⁾ | -40 -50 ¹⁾ | -196 | -14 |

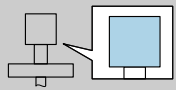
1) Only in connection with Optional specification, ID Jx = JN

FMR52




|  = B | (1) | | P1 | | P2 | | P3 | | P4 | | P5 | | P6 | |
|---|------|----|----------------|----------------|----------------|----------------|----------------|----------------|----------------|--------------------------|--------------------------|--------------------------|----------------|----------------|
| | | | T _p | T _a | T _p | T _a | T _p | T _a | T _p | T _a | T _p | T _a | T _p | T _a |
| | E, G | T6 | -196 | 60 | 60 | 60 | 85 | 54 | 85 | -40 -50 ¹⁾ | -40 -50 ¹⁾ | -40 -50 ¹⁾ | -196 | 10 |
| | | T5 | -196 | 75 | 75 | 75 | 100 | 69 | 100 | -40 -50 ¹⁾ | -40 -50 ¹⁾ | -40 -50 ¹⁾ | -196 | 10 |
| | | T4 | -196 | 80 | 81 | 80 | 135 | 69 | 135 | -40 -50 ¹⁾ | -40 -50 ¹⁾ | -40 -50 ¹⁾ | -196 | 10 |
| | | T3 | -196 | 80 | 81 | 80 | 200 | 56 | 200 | -40 -50 ¹⁾ | -40 -50 ¹⁾ | -40 -50 ¹⁾ | -196 | 10 |

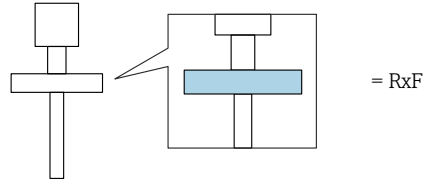
1) Only in connection with Optional specification, ID Jx = JN

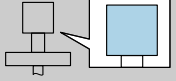
|  = C | (1) | | P1 | | P2 | | P3 | | P4 | | P5 | | P6 | |
|---|------|----|----------------|----------------|----------------|----------------|----------------|----------------|----------------|--------------------------|--------------------------|--------------------------|----------------|----------------|
| | | | T _p | T _a | T _p | T _a | T _p | T _a | T _p | T _a | T _p | T _a | T _p | T _a |
| | E, G | T6 | -196 | 60 | 60 | 60 | 85 | 55 | 85 | -40 -50 ¹⁾ | -40 -50 ¹⁾ | -40 -50 ¹⁾ | -196 | -8 |
| | | T5 | -196 | 75 | 75 | 75 | 100 | 70 | 100 | -40 -50 ¹⁾ | -40 -50 ¹⁾ | -40 -50 ¹⁾ | -196 | -8 |
| | | T4 | -196 | 80 | 81 | 80 | 135 | 72 | 135 | -40 -50 ¹⁾ | -40 -50 ¹⁾ | -40 -50 ¹⁾ | -196 | -8 |
| | | T3 | -196 | 80 | 81 | 80 | 200 | 61 | 200 | -40 -50 ¹⁾ | -40 -50 ¹⁾ | -40 -50 ¹⁾ | -196 | -8 |

1) Only in connection with Optional specification, ID Jx = JN

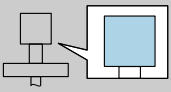
 Explosion protection "Intrinsic safety Ex ia", "Flameproof enclosure Ex db"

FMR53

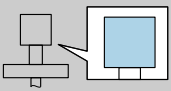


|  = B, C | (1) | | P1 | | P2 | | P3 | | P4 | | P5 | | P6 | |
|---|------|----|----------------|----------------|----------------|----------------|----------------|----------------|----------------|----------------|----------------|----------------|----------------|----------------|
| | | | T _p | T _a | T _p | T _a | T _p | T _a | T _p | T _a | T _p | T _a | T _p | T _a |
| | E, G | T6 | -40 | 60 | 60 | 60 | 80 | 58 | 80 | -40 | -40 | -40 | - | - |

FMR53

|  = B | (1) | P1 | | P2 | | P3 | | P4 | | P5 | | P6 | | |
|---|------|------------------|----------------|----------------|----------------|----------------|----------------|----------------|----------------|----------------|----------------|----------------|----------------|---|
| | | T _p | T _a | T _p | T _a | T _p | T _a | T _p | T _a | T _p | T _a | T _p | T _a | |
| | E, G | T6 | -40 | 60 | 60 | 60 | 85 | 53 | 85 | -40 | -40 | -40 | - | - |
| | | T5 | -40 | 75 | 75 | 75 | 100 | 68 | 100 | -40 | -40 | -40 | - | - |
| | | T4 | -40 | 80 | 81 | 80 | 135 | 68 | 135 | -40 | -40 | -40 | - | - |
| | | T3 ¹⁾ | -40 | 80 | 81 | 80 | 150 | 65 | 150 | -40 | -40 | -40 | - | - |

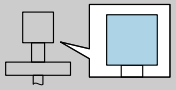
1) Functional: Maximum permissible process temperature

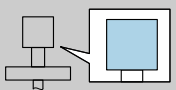
|  = C | (1) | P1 | | P2 | | P3 | | P4 | | P5 | | P6 | | |
|---|------|------------------|----------------|----------------|----------------|----------------|----------------|----------------|----------------|----------------|----------------|----------------|----------------|---|
| | | T _p | T _a | T _p | T _a | T _p | T _a | T _p | T _a | T _p | T _a | T _p | T _a | |
| | E, G | T6 | -40 | 60 | 60 | 60 | 85 | 54 | 85 | -40 | -40 | -40 | - | - |
| | | T5 | -40 | 75 | 75 | 75 | 100 | 70 | 100 | -40 | -40 | -40 | - | - |
| | | T4 | -40 | 80 | 81 | 80 | 135 | 70 | 135 | -40 | -40 | -40 | - | - |
| | | T3 ¹⁾ | -40 | 80 | 81 | 80 | 150 | 67 | 150 | -40 | -40 | -40 | - | - |

1) Functional: Maximum permissible process temperature

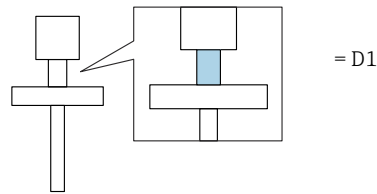
 Explosion protection "Intrinsic safety Ex ia", "Flameproof enclosure Ex db"

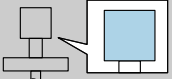
FMR54

|  = B | (1) | P1 | | P2 | | P3 | | P4 | | P5 | | P6 | | |
|--|------|----------------|----------------|----------------|----------------|----------------|----------------|----------------|----------------|----------------|----------------|----------------|----------------|---|
| | | T _p | T _a | T _p | T _a | T _p | T _a | T _p | T _a | T _p | T _a | T _p | T _a | |
| | E, G | T6 | -40 | 60 | 60 | 60 | 85 | 53 | 85 | -40 | -40 | -40 | - | - |
| | | T5 | -40 | 75 | 75 | 75 | 100 | 68 | 100 | -40 | -40 | -40 | - | - |
| | | T4 | -40 | 80 | 81 | 80 | 135 | 67 | 135 | -40 | -40 | -40 | - | - |
| | | T3 | -40 | 80 | 81 | 80 | 200 | 52 | 200 | -40 | -40 | -40 | - | - |

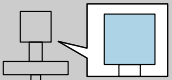
|  = C | (1) | P1 | | P2 | | P3 | | P4 | | P5 | | P6 | | |
|--|------|----------------|----------------|----------------|----------------|----------------|----------------|----------------|----------------|----------------|----------------|----------------|----------------|---|
| | | T _p | T _a | T _p | T _a | T _p | T _a | T _p | T _a | T _p | T _a | T _p | T _a | |
| | E, G | T6 | -40 | 60 | 60 | 60 | 85 | 54 | 85 | -40 | -40 | -40 | - | - |
| | | T5 | -40 | 75 | 75 | 75 | 100 | 69 | 100 | -40 | -40 | -40 | - | - |
| | | T4 | -40 | 80 | 81 | 80 | 135 | 70 | 135 | -40 | -40 | -40 | - | - |
| | | T3 | -40 | 80 | 81 | 80 | 200 | 57 | 200 | -40 | -40 | -40 | - | - |

FMR54



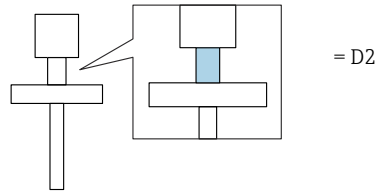
|  = B | (1) | P1 | | P2 | | P3 | | P4 | | P5 | | P6 | | |
|---|------|------------------|----------------|----------------|----------------|----------------|----------------|----------------|----------------|--------------------------|--------------------------|--------------------------|----------------|----|
| | | T _p | T _a | T _p | T _a | T _p | T _a | T _p | T _a | T _p | T _a | T _p | T _a | |
| | E, G | T6 | -196 | 60 | 60 | 60 | 85 | 55 | 85 | -40 -50 ¹⁾ | -40 -50 ¹⁾ | -40 -50 ¹⁾ | -196 | -4 |
| | | T5 | -196 | 75 | 75 | 75 | 100 | 70 | 100 | -40 -50 ¹⁾ | -40 -50 ¹⁾ | -40 -50 ¹⁾ | -196 | -4 |
| | | T4 | -196 | 80 | 81 | 80 | 135 | 71 | 135 | -40 -50 ¹⁾ | -40 -50 ¹⁾ | -40 -50 ¹⁾ | -196 | -4 |
| | | T3 | -196 | 80 | 81 | 80 | 200 | 60 | 200 | -40 -50 ¹⁾ | -40 -50 ¹⁾ | -40 -50 ¹⁾ | -196 | -4 |
| | | T2 ²⁾ | -196 | 80 | 81 | 80 | 280 | 46 | 280 | -40 -50 ¹⁾ | -40 -50 ¹⁾ | -40 -50 ¹⁾ | -196 | -4 |

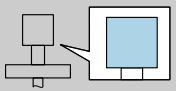
- 1) Only in connection with Optional specification, ID Jx = JN
- 2) Functional: Maximum permissible process temperature

|  = C | (1) | P1 | | P2 | | P3 | | P4 | | P5 | | P6 | | |
|---|------|------------------|----------------|----------------|----------------|----------------|----------------|----------------|----------------|--------------------------|--------------------------|--------------------------|----------------|-----|
| | | T _p | T _a | T _p | T _a | T _p | T _a | T _p | T _a | T _p | T _a | T _p | T _a | |
| | E, G | T6 | -196 | 60 | 60 | 60 | 85 | 56 | 85 | -40 -50 ¹⁾ | -40 -50 ¹⁾ | -40 -50 ¹⁾ | -196 | -15 |
| | | T5 | -196 | 75 | 75 | 75 | 100 | 71 | 100 | -40 -50 ¹⁾ | -40 -50 ¹⁾ | -40 -50 ¹⁾ | -196 | -15 |
| | | T4 | -196 | 80 | 81 | 80 | 135 | 73 | 135 | -40 -50 ¹⁾ | -40 -50 ¹⁾ | -40 -50 ¹⁾ | -196 | -15 |
| | | T3 | -196 | 80 | 81 | 80 | 200 | 64 | 200 | -40 -50 ¹⁾ | -40 -50 ¹⁾ | -40 -50 ¹⁾ | -196 | -15 |
| | | T2 ²⁾ | -196 | 80 | 81 | 80 | 280 | 53 | 280 | -40 -50 ¹⁾ | -40 -50 ¹⁾ | -40 -50 ¹⁾ | -196 | -15 |

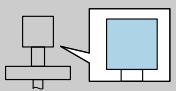
- 1) Only in connection with Optional specification, ID Jx = JN
- 2) Functional: Maximum permissible process temperature

FMR54



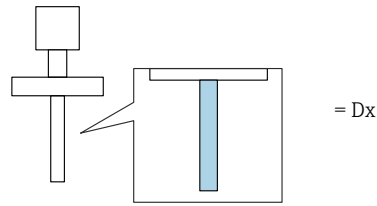
|  = B | (1) | P1 | | P2 | | P3 | | P4 | | P5 | | P6 | | |
|--|------|------------------|----------------|----------------|----------------|----------------|----------------|----------------|----------------|--------------------------|--------------------------|--------------------------|----------------|-----|
| | | T _p | T _a | T _p | T _a | T _p | T _a | T _p | T _a | T _p | T _a | T _p | T _a | |
| | E, G | T6 | -196 | 60 | 60 | 60 | 85 | 56 | 85 | -40 -50 ¹⁾ | -40 -50 ¹⁾ | -40 -50 ¹⁾ | -196 | -13 |
| | | T5 | -196 | 75 | 75 | 75 | 100 | 71 | 100 | -40 -50 ¹⁾ | -40 -50 ¹⁾ | -40 -50 ¹⁾ | -196 | -13 |
| | | T4 | -196 | 80 | 81 | 80 | 135 | 73 | 135 | -40 -50 ¹⁾ | -40 -50 ¹⁾ | -40 -50 ¹⁾ | -196 | -13 |
| | | T3 | -196 | 80 | 81 | 80 | 200 | 63 | 200 | -40 -50 ¹⁾ | -40 -50 ¹⁾ | -40 -50 ¹⁾ | -196 | -13 |
| | | T2 | -196 | 80 | 81 | 80 | 300 | 48 | 300 | -40 -50 ¹⁾ | -40 -50 ¹⁾ | -40 -50 ¹⁾ | -196 | -13 |
| | | T1 ²⁾ | -196 | 80 | 81 | 80 | 400 | 31 | 400 | -40 -50 ¹⁾ | -40 -50 ¹⁾ | -40 -50 ¹⁾ | -196 | -13 |

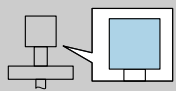
- 1) Only in connection with Optional specification, ID Jx = JN
- 2) Functional: Maximum permissible process temperature

|  = C | (1) | P1 | | P2 | | P3 | | P4 | | P5 | | P6 | | |
|--|------|------------------|----------------|----------------|----------------|----------------|----------------|----------------|----------------|--------------------------|--------------------------|--------------------------|----------------|--------------------------|
| | | T _p | T _a | T _p | T _a | T _p | T _a | T _p | T _a | T _p | T _a | T _p | T _a | |
| | E, G | T6 | -196 | 60 | 60 | 60 | 85 | 57 | 85 | -40 -50 ¹⁾ | -40 -50 ¹⁾ | -40 -50 ¹⁾ | -196 | -19 -26 ¹⁾ |
| | | T5 | -196 | 75 | 75 | 75 | 100 | 72 | 100 | -40 -50 ¹⁾ | -40 -50 ¹⁾ | -40 -50 ¹⁾ | -196 | -19 -26 ¹⁾ |
| | | T4 | -196 | 80 | 81 | 80 | 135 | 74 | 135 | -40 -50 ¹⁾ | -40 -50 ¹⁾ | -40 -50 ¹⁾ | -196 | -19 -26 ¹⁾ |
| | | T3 | -196 | 80 | 81 | 80 | 200 | 67 | 200 | -40 -50 ¹⁾ | -40 -50 ¹⁾ | -40 -50 ¹⁾ | -196 | -19 -26 ¹⁾ |
| | | T2 | -196 | 80 | 81 | 80 | 300 | 55 | 300 | -40 -50 ¹⁾ | -40 -50 ¹⁾ | -40 -50 ¹⁾ | -196 | -19 -26 ¹⁾ |
| | | T1 ²⁾ | -196 | 80 | 81 | 80 | 400 | 42 | 400 | -40 -50 ¹⁾ | -40 -50 ¹⁾ | -40 -50 ¹⁾ | -196 | -19 -26 ¹⁾ |

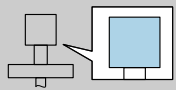
- 1) Only in connection with Optional specification, ID Jx = JN
- 2) Functional: Maximum permissible process temperature

FMR54



|  = B | (1) | P1 | | P2 | | P3 | | P4 | | P5 | | P6 | | |
|---|------|------------------|----------------|----------------|----------------|----------------|----------------|----------------|----------------|----------------|----------------|----------------|----------------|---|
| | | T _p | T _a | T _p | T _a | T _p | T _a | T _p | T _a | T _p | T _a | T _p | T _a | |
| | E, G | T6 | -40 | 60 | 60 | 60 | 85 | 55 | 85 | -40 | -40 | -40 | - | - |
| | | T5 | -40 | 75 | 75 | 75 | 100 | 70 | 100 | -40 | -40 | -40 | - | - |
| | | T4 | -40 | 80 | 81 | 80 | 135 | 71 | 135 | -40 | -40 | -40 | - | - |
| | | T3 ¹⁾ | -40 | 80 | 81 | 80 | 150 | 68 | 150 | -40 | -40 | -40 | - | - |

1) Functional: Maximum permissible process temperature

|  = C | (1) | P1 | | P2 | | P3 | | P4 | | P5 | | P6 | | |
|--|------|------------------|----------------|----------------|----------------|----------------|----------------|----------------|----------------|----------------|----------------|----------------|----------------|---|
| | | T _p | T _a | T _p | T _a | T _p | T _a | T _p | T _a | T _p | T _a | T _p | T _a | |
| | E, G | T6 | -40 | 60 | 60 | 60 | 85 | 56 | 85 | -40 | -40 | -40 | - | - |
| | | T5 | -40 | 75 | 75 | 75 | 100 | 71 | 100 | -40 | -40 | -40 | - | - |
| | | T4 | -40 | 80 | 81 | 80 | 135 | 73 | 135 | -40 | -40 | -40 | - | - |
| | | T3 ¹⁾ | -40 | 80 | 81 | 80 | 150 | 71 | 150 | -40 | -40 | -40 | - | - |

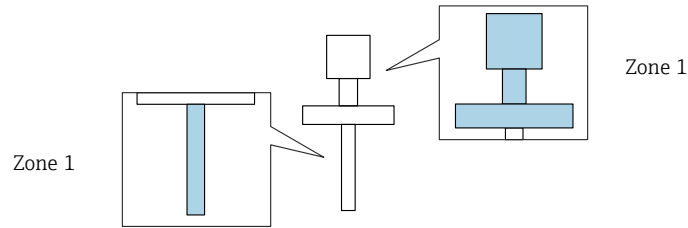
1) Functional: Maximum permissible process temperature

Zone 1: 2 channels

Position 3 = E, G: 2 channels used

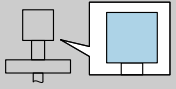
Page references to the temperature tables of the respective device types: See the following list.

- FMR50 → 20
- FMR51 → 22
- FMR52 → 28
- FMR53 → 32
- FMR54 → 36



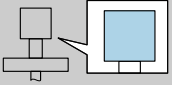
 Explosion protection "Intrinsic safety Ex ia"

FMR50

|  = C | (2) | P1 | | P2 | | P3 | | P4 | | P5 | | P6 | | |
|---|------|----------------|----------------|----------------|----------------|----------------|----------------|----------------|----------------|----------------|----------------|----------------|----------------|---|
| | | T _p | T _a | T _p | T _a | T _p | T _a | T _p | T _a | T _p | T _a | T _p | T _a | |
| | E, G | T6 | -40 | 57 | 57 | 57 | 80 | 55 | 80 | -40 | -40 | -40 | - | - |

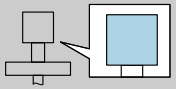
 Explosion protection "Flameproof enclosure Ex db"

FMR50

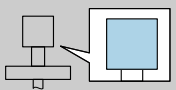
|  = C | (2) | | P1 | | P2 | | P3 | | P4 | | P5 | | P6 | |
|---|------|----|----------------|----------------|----------------|----------------|----------------|----------------|----------------|----------------|----------------|----------------|----------------|----------------|
| | | | T _p | T _a | T _p | T _a | T _p | T _a | T _p | T _a | T _p | T _a | T _p | T _a |
| | E, G | T6 | -40 | 60 | 60 | 60 | 80 | 58 | 80 | -40 | -40 | -40 | - | - |

 Explosion protection "Intrinsic safety Ex ia"

FMR51

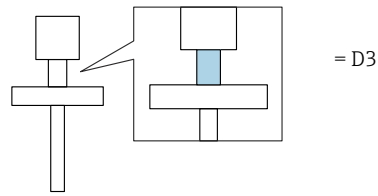
|  = B | (2) | P1 | | P2 | | P3 | | P4 | | P5 | | P6 | | |
|--|------|------------------|----------------|----------------|----------------|----------------|----------------|----------------|----------------|----------------|----------------|----------------|----------------|---|
| | | T _p | T _a | T _p | T _a | T _p | T _a | T _p | T _a | T _p | T _a | T _p | T _a | |
| | E, G | T6 | -40 | 57 | 57 | 57 | 85 | 51 | 85 | -40 | -40 | -40 | - | - |
| | | T5 | -40 | 72 | 72 | 72 | 100 | 66 | 100 | -40 | -40 | -40 | - | - |
| | | T4 | -40 | 76 | 76 | 76 | 135 | 63 | 135 | -40 | -40 | -40 | - | - |
| | | T3 ¹⁾ | -40 | 76 | 76 | 76 | 150 | 60 | 150 | -40 | -40 | -40 | - | - |

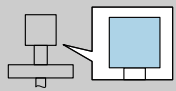
1) Functional: Maximum permissible process temperature

|  = C | (2) | P1 | | P2 | | P3 | | P4 | | P5 | | P6 | | |
|--|------|------------------|----------------|----------------|----------------|----------------|----------------|----------------|----------------|----------------|----------------|----------------|----------------|---|
| | | T _p | T _a | T _p | T _a | T _p | T _a | T _p | T _a | T _p | T _a | T _p | T _a | |
| | E, G | T6 | -40 | 57 | 57 | 57 | 85 | 52 | 85 | -40 | -40 | -40 | - | - |
| | | T5 | -40 | 72 | 72 | 72 | 100 | 67 | 100 | -40 | -40 | -40 | - | - |
| | | T4 | -40 | 76 | 76 | 76 | 135 | 65 | 135 | -40 | -40 | -40 | - | - |
| | | T3 ¹⁾ | -40 | 76 | 76 | 76 | 150 | 63 | 150 | -40 | -40 | -40 | - | - |

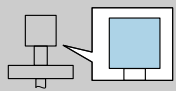
1) Functional: Maximum permissible process temperature

FMR51



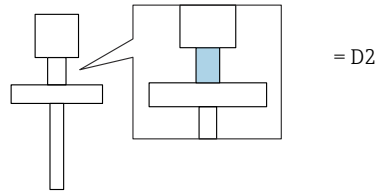
|  = B | (2) | P1 | | P2 | | P3 | | P4 | | P5 | | P6 | | |
|---|------|------------------|----------------|----------------|----------------|----------------|----------------|----------------|----------------|----------------|----------------|----------------|----------------|---|
| | | T _p | T _a | T _p | T _a | T _p | T _a | T _p | T _a | T _p | T _a | T _p | T _a | |
| | E, G | T6 | -40 | 57 | 57 | 57 | 85 | 54 | 85 | -40 | -40 | -40 | - | - |
| | | T5 | -40 | 72 | 72 | 72 | 100 | 69 | 100 | -40 | -40 | -40 | - | - |
| | | T4 | -40 | 76 | 76 | 76 | 135 | 69 | 135 | -40 | -40 | -40 | - | - |
| | | T3 | -40 | 76 | 76 | 76 | 200 | 62 | 200 | -40 | -40 | -40 | - | - |
| | | T2 ¹⁾ | -40 | 76 | 76 | 76 | 250 | 57 | 250 | -40 | -40 | -40 | - | - |

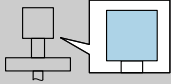
1) Functional: Maximum permissible process temperature

|  = C | (2) | P1 | | P2 | | P3 | | P4 | | P5 | | P6 | | |
|--|------|------------------|----------------|----------------|----------------|----------------|----------------|----------------|----------------|----------------|----------------|----------------|----------------|---|
| | | T _p | T _a | T _p | T _a | T _p | T _a | T _p | T _a | T _p | T _a | T _p | T _a | |
| | E, G | T6 | -40 | 57 | 57 | 57 | 85 | 55 | 85 | -40 | -40 | -40 | - | - |
| | | T5 | -40 | 72 | 72 | 72 | 100 | 70 | 100 | -40 | -40 | -40 | - | - |
| | | T4 | -40 | 76 | 76 | 76 | 135 | 71 | 135 | -40 | -40 | -40 | - | - |
| | | T3 | -40 | 76 | 76 | 76 | 200 | 65 | 200 | -40 | -40 | -40 | - | - |
| | | T2 ¹⁾ | -40 | 76 | 76 | 76 | 250 | 61 | 250 | -40 | -40 | -40 | - | - |

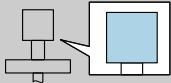
1) Functional: Maximum permissible process temperature

FMR51



|  = B | (2) | P1 | | P2 | | P3 | | P4 | | P5 | | P6 | | |
|--|------|----------------|----------------|----------------|----------------|----------------|----------------|----------------|----------------|--------------------------|--------------------------|--------------------------|----------------|-----|
| | | T _p | T _a | T _p | T _a | T _p | T _a | T _p | T _a | T _p | T _a | T _p | T _a | |
| | E, G | T6 | -196 | 57 | 57 | 57 | 85 | 54 | 85 | -40 -50 ¹⁾ | -40 -50 ¹⁾ | -40 -50 ¹⁾ | -196 | -15 |
| | | T5 | -196 | 72 | 72 | 72 | 100 | 69 | 100 | -40 -50 ¹⁾ | -40 -50 ¹⁾ | -40 -50 ¹⁾ | -196 | -15 |
| | | T4 | -196 | 76 | 76 | 76 | 135 | 67 | 135 | -40 -50 ¹⁾ | -40 -50 ¹⁾ | -40 -50 ¹⁾ | -196 | -15 |
| | | T3 | -196 | 76 | 76 | 76 | 200 | 59 | 200 | -40 -50 ¹⁾ | -40 -50 ¹⁾ | -40 -50 ¹⁾ | -196 | -15 |
| | | T2 | -196 | 76 | 76 | 76 | 300 | 45 | 300 | -40 -50 ¹⁾ | -40 -50 ¹⁾ | -40 -50 ¹⁾ | -196 | -15 |

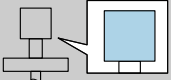
1) Only in connection with Optional specification, ID Jx = JN

|  = C | (2) | P1 | | P2 | | P3 | | P4 | | P5 | | P6 | | |
|--|------|----------------|----------------|----------------|----------------|----------------|----------------|----------------|----------------|--------------------------|--------------------------|--------------------------|----------------|--------------------------|
| | | T _p | T _a | T _p | T _a | T _p | T _a | T _p | T _a | T _p | T _a | T _p | T _a | |
| | E, G | T6 | -196 | 57 | 57 | 57 | 85 | 54 | 85 | -40 -50 ¹⁾ | -40 -50 ¹⁾ | -40 -50 ¹⁾ | -196 | -20 -28 ¹⁾ |
| | | T5 | -196 | 72 | 72 | 72 | 100 | 69 | 100 | -40 -50 ¹⁾ | -40 -50 ¹⁾ | -40 -50 ¹⁾ | -196 | -20 -28 ¹⁾ |
| | | T4 | -196 | 76 | 76 | 76 | 135 | 69 | 135 | -40 -50 ¹⁾ | -40 -50 ¹⁾ | -40 -50 ¹⁾ | -196 | -20 -28 ¹⁾ |
| | | T3 | -196 | 76 | 76 | 76 | 200 | 62 | 200 | -40 -50 ¹⁾ | -40 -50 ¹⁾ | -40 -50 ¹⁾ | -196 | -20 -28 ¹⁾ |
| | | T2 | -196 | 76 | 76 | 76 | 300 | 51 | 300 | -40 -50 ¹⁾ | -40 -50 ¹⁾ | -40 -50 ¹⁾ | -196 | -20 -28 ¹⁾ |
| | | T1 | -196 | 76 | 76 | 76 | 450 | 35 | 450 | -40 -50 ¹⁾ | -40 -50 ¹⁾ | -40 -50 ¹⁾ | -196 | -20 -28 ¹⁾ |

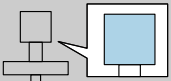
1) Only in connection with Optional specification, ID Jx = JN

 Explosion protection "Flameproof enclosure Ex db"

FMR51

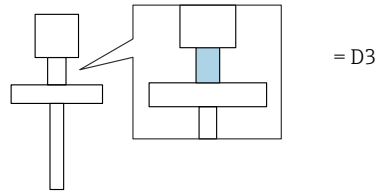
|  = B | (2) | P1 | | P2 | | P3 | | P4 | | P5 | | P6 | | |
|---|------|------------------|----------------|----------------|----------------|----------------|----------------|----------------|----------------|----------------|----------------|----------------|----------------|---|
| | | T _p | T _a | T _p | T _a | T _p | T _a | T _p | T _a | T _p | T _a | T _p | T _a | |
| | E, G | T6 | -40 | 60 | 60 | 60 | 85 | 54 | 85 | -40 | -40 | -40 | - | - |
| | | T5 | -40 | 75 | 75 | 75 | 100 | 69 | 100 | -40 | -40 | -40 | - | - |
| | | T4 | -40 | 76 | 76 | 76 | 135 | 63 | 135 | -40 | -40 | -40 | - | - |
| | | T3 ¹⁾ | -40 | 76 | 76 | 76 | 150 | 60 | 150 | -40 | -40 | -40 | - | - |

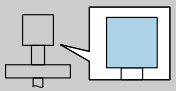
1) Functional: Maximum permissible process temperature

|  = C | (2) | P1 | | P2 | | P3 | | P4 | | P5 | | P6 | | |
|---|------|------------------|----------------|----------------|----------------|----------------|----------------|----------------|----------------|----------------|----------------|----------------|----------------|---|
| | | T _p | T _a | T _p | T _a | T _p | T _a | T _p | T _a | T _p | T _a | T _p | T _a | |
| | E, G | T6 | -40 | 60 | 60 | 60 | 85 | 55 | 85 | -40 | -40 | -40 | - | - |
| | | T5 | -40 | 75 | 75 | 75 | 100 | 70 | 100 | -40 | -40 | -40 | - | - |
| | | T4 | -40 | 76 | 76 | 76 | 135 | 65 | 135 | -40 | -40 | -40 | - | - |
| | | T3 ¹⁾ | -40 | 76 | 76 | 76 | 150 | 63 | 150 | -40 | -40 | -40 | - | - |

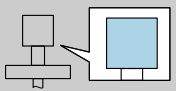
1) Functional: Maximum permissible process temperature

FMR51



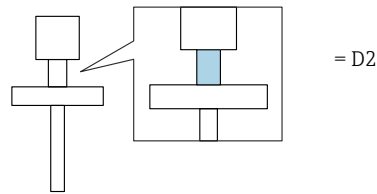
|  = B | (2) | P1 | | P2 | | P3 | | P4 | | P5 | | P6 | | |
|--|------|------------------|----------------|----------------|----------------|----------------|----------------|----------------|----------------|----------------|----------------|----------------|----------------|---|
| | | T _p | T _a | T _p | T _a | T _p | T _a | T _p | T _a | T _p | T _a | T _p | T _a | |
| | E, G | T6 | -40 | 60 | 60 | 60 | 85 | 57 | 85 | -40 | -40 | -40 | - | - |
| | | T5 | -40 | 75 | 75 | 75 | 100 | 72 | 100 | -40 | -40 | -40 | - | - |
| | | T4 | -40 | 76 | 76 | 76 | 135 | 69 | 135 | -40 | -40 | -40 | - | - |
| | | T3 | -40 | 76 | 76 | 76 | 200 | 62 | 200 | -40 | -40 | -40 | - | - |
| | | T2 ¹⁾ | -40 | 76 | 76 | 76 | 250 | 57 | 250 | -40 | -40 | -40 | - | - |

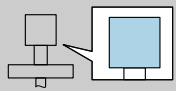
1) Functional: Maximum permissible process temperature

|  = C | (2) | P1 | | P2 | | P3 | | P4 | | P5 | | P6 | | |
|---|------|------------------|----------------|----------------|----------------|----------------|----------------|----------------|----------------|----------------|----------------|----------------|----------------|---|
| | | T _p | T _a | T _p | T _a | T _p | T _a | T _p | T _a | T _p | T _a | T _p | T _a | |
| | E, G | T6 | -40 | 60 | 60 | 60 | 85 | 58 | 85 | -40 | -40 | -40 | - | - |
| | | T5 | -40 | 75 | 75 | 75 | 100 | 73 | 100 | -40 | -40 | -40 | - | - |
| | | T4 | -40 | 76 | 76 | 76 | 135 | 71 | 135 | -40 | -40 | -40 | - | - |
| | | T3 | -40 | 76 | 76 | 76 | 200 | 65 | 200 | -40 | -40 | -40 | - | - |
| | | T2 ¹⁾ | -40 | 76 | 76 | 76 | 250 | 61 | 250 | -40 | -40 | -40 | - | - |

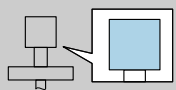
1) Functional: Maximum permissible process temperature

FMR51



|  = B | (2) | P1 | | P2 | | P3 | | P4 | | P5 | | P6 | | |
|---|------|----------------|----------------|----------------|----------------|----------------|----------------|----------------|----------------|--------------------------|--------------------------|--------------------------|----------------|-----|
| | | T _p | T _a | T _p | T _a | T _p | T _a | T _p | T _a | T _p | T _a | T _p | T _a | |
| | E, G | T6 | -196 | 60 | 60 | 60 | 85 | 56 | 85 | -40 -50 ¹⁾ | -40 -50 ¹⁾ | -40 -50 ¹⁾ | -196 | -15 |
| | | T5 | -196 | 75 | 75 | 75 | 100 | 71 | 100 | -40 -50 ¹⁾ | -40 -50 ¹⁾ | -40 -50 ¹⁾ | -196 | -15 |
| | | T4 | -196 | 76 | 76 | 76 | 135 | 67 | 135 | -40 -50 ¹⁾ | -40 -50 ¹⁾ | -40 -50 ¹⁾ | -196 | -15 |
| | | T3 | -196 | 76 | 76 | 76 | 200 | 59 | 200 | -40 -50 ¹⁾ | -40 -50 ¹⁾ | -40 -50 ¹⁾ | -196 | -15 |
| | | T2 | -196 | 76 | 76 | 76 | 300 | 45 | 300 | -40 -50 ¹⁾ | -40 -50 ¹⁾ | -40 -50 ¹⁾ | -196 | -15 |

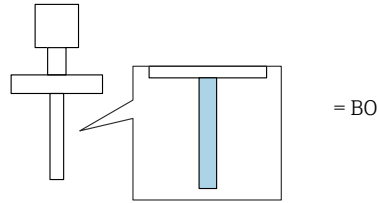
1) Only in connection with Optional specification, ID Jx = JN

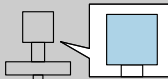
|  = C | (2) | P1 | | P2 | | P3 | | P4 | | P5 | | P6 | | |
|---|------|----------------|----------------|----------------|----------------|----------------|----------------|----------------|----------------|--------------------------|--------------------------|--------------------------|----------------|--------------------------|
| | | T _p | T _a | T _p | T _a | T _p | T _a | T _p | T _a | T _p | T _a | T _p | T _a | |
| | E, G | T6 | -196 | 60 | 60 | 60 | 85 | 57 | 85 | -40 -50 ¹⁾ | -40 -50 ¹⁾ | -40 -50 ¹⁾ | -196 | -20 -28 ¹⁾ |
| | | T5 | -196 | 75 | 75 | 75 | 100 | 72 | 100 | -40 -50 ¹⁾ | -40 -50 ¹⁾ | -40 -50 ¹⁾ | -196 | -20 -28 ¹⁾ |
| | | T4 | -196 | 76 | 76 | 76 | 135 | 69 | 135 | -40 -50 ¹⁾ | -40 -50 ¹⁾ | -40 -50 ¹⁾ | -196 | -20 -28 ¹⁾ |
| | | T3 | -196 | 76 | 76 | 76 | 200 | 62 | 200 | -40 -50 ¹⁾ | -40 -50 ¹⁾ | -40 -50 ¹⁾ | -196 | -20 -28 ¹⁾ |
| | | T2 | -196 | 76 | 76 | 76 | 300 | 51 | 300 | -40 -50 ¹⁾ | -40 -50 ¹⁾ | -40 -50 ¹⁾ | -196 | -20 -28 ¹⁾ |
| | | T1 | -196 | 76 | 76 | 76 | 450 | 35 | 450 | -40 -50 ¹⁾ | -40 -50 ¹⁾ | -40 -50 ¹⁾ | -196 | -20 -28 ¹⁾ |

1) Only in connection with Optional specification, ID Jx = JN

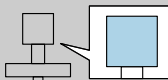
 Explosion protection "Intrinsic safety Ex ia"

FMR52



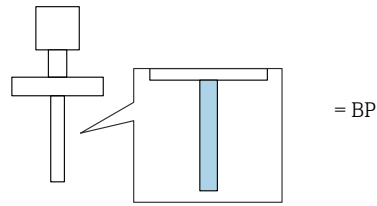
|  = B | (2) | P1 | | P2 | | P3 | | P4 | | P5 | | P6 | | |
|--|------|----------------|----------------|----------------|----------------|----------------|----------------|----------------|----------------|--------------------------|--------------------------|--------------------------|----------------|----|
| | | T _p | T _a | T _p | T _a | T _p | T _a | T _p | T _a | T _p | T _a | T _p | T _a | |
| | E, G | T6 | -196 | 57 | 57 | 57 | 85 | 53 | 85 | -40 -50 ¹⁾ | -40 -50 ¹⁾ | -40 -50 ¹⁾ | -196 | -3 |
| | | T5 | -196 | 72 | 72 | 72 | 100 | 68 | 100 | -40 -50 ¹⁾ | -40 -50 ¹⁾ | -40 -50 ¹⁾ | -196 | -3 |
| | | T4 | -196 | 76 | 76 | 76 | 135 | 65 | 135 | -40 -50 ¹⁾ | -40 -50 ¹⁾ | -40 -50 ¹⁾ | -196 | -3 |
| | | T3 | -196 | 76 | 76 | 76 | 200 | 54 | 200 | -40 -50 ¹⁾ | -40 -50 ¹⁾ | -40 -50 ¹⁾ | -196 | -3 |

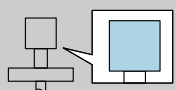
1) Only in connection with Optional specification, ID Jx = JN

|  = C | (2) | P1 | | P2 | | P3 | | P4 | | P5 | | P6 | | |
|--|------|----------------|----------------|----------------|----------------|----------------|----------------|----------------|----------------|--------------------------|--------------------------|--------------------------|----------------|-----|
| | | T _p | T _a | T _p | T _a | T _p | T _a | T _p | T _a | T _p | T _a | T _p | T _a | |
| | E, G | T6 | -196 | 57 | 57 | 57 | 85 | 53 | 85 | -40 -50 ¹⁾ | -40 -50 ¹⁾ | -40 -50 ¹⁾ | -196 | -14 |
| | | T5 | -196 | 72 | 72 | 72 | 100 | 68 | 100 | -40 -50 ¹⁾ | -40 -50 ¹⁾ | -40 -50 ¹⁾ | -196 | -14 |
| | | T4 | -196 | 76 | 76 | 76 | 135 | 67 | 135 | -40 -50 ¹⁾ | -40 -50 ¹⁾ | -40 -50 ¹⁾ | -196 | -14 |
| | | T3 | -196 | 76 | 76 | 76 | 200 | 58 | 200 | -40 -50 ¹⁾ | -40 -50 ¹⁾ | -40 -50 ¹⁾ | -196 | -14 |

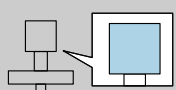
1) Only in connection with Optional specification, ID Jx = JN

FMR52



|  = B | (2) | | P1 | | P2 | | P3 | | P4 | | P5 | | P6 | |
|---|------|----|----------------|----------------|----------------|----------------|----------------|----------------|----------------|--------------------------|--------------------------|--------------------------|----------------|----------------|
| | | | T _p | T _a | T _p | T _a | T _p | T _a | T _p | T _a | T _p | T _a | T _p | T _a |
| | E, G | T6 | -196 | 57 | 57 | 57 | 85 | 52 | 85 | -40 -50 ¹⁾ | -40 -50 ¹⁾ | -40 -50 ¹⁾ | -196 | 10 |
| | | T5 | -196 | 72 | 72 | 72 | 100 | 67 | 100 | -40 -50 ¹⁾ | -40 -50 ¹⁾ | -40 -50 ¹⁾ | -196 | 10 |
| | | T4 | -196 | 76 | 76 | 76 | 135 | 63 | 135 | -40 -50 ¹⁾ | -40 -50 ¹⁾ | -40 -50 ¹⁾ | -196 | 10 |
| | | T3 | -196 | 76 | 76 | 76 | 200 | 50 | 200 | -40 -50 ¹⁾ | -40 -50 ¹⁾ | -40 -50 ¹⁾ | -196 | 10 |

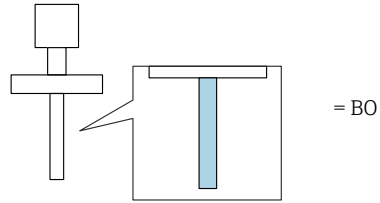
1) Only in connection with Optional specification, ID Jx = JN

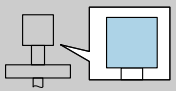
|  = C | (2) | | P1 | | P2 | | P3 | | P4 | | P5 | | P6 | |
|---|------|----|----------------|----------------|----------------|----------------|----------------|----------------|----------------|--------------------------|--------------------------|--------------------------|----------------|----------------|
| | | | T _p | T _a | T _p | T _a | T _p | T _a | T _p | T _a | T _p | T _a | T _p | T _a |
| | E, G | T6 | -196 | 57 | 57 | 57 | 85 | 53 | 85 | -40 -50 ¹⁾ | -40 -50 ¹⁾ | -40 -50 ¹⁾ | -196 | -8 |
| | | T5 | -196 | 72 | 72 | 72 | 100 | 68 | 100 | -40 -50 ¹⁾ | -40 -50 ¹⁾ | -40 -50 ¹⁾ | -196 | -8 |
| | | T4 | -196 | 76 | 76 | 76 | 135 | 66 | 135 | -40 -50 ¹⁾ | -40 -50 ¹⁾ | -40 -50 ¹⁾ | -196 | -8 |
| | | T3 | -196 | 76 | 76 | 76 | 200 | 55 | 200 | -40 -50 ¹⁾ | -40 -50 ¹⁾ | -40 -50 ¹⁾ | -196 | -8 |

1) Only in connection with Optional specification, ID Jx = JN

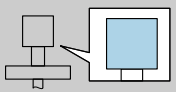
 Explosion protection "Flameproof enclosure Ex db"

FMR52



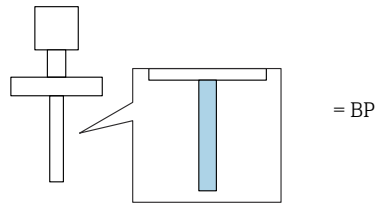
|  = B | (2) | P1 | | P2 | | P3 | | P4 | | P5 | | P6 | | |
|--|------|----------------|----------------|----------------|----------------|----------------|----------------|----------------|----------------|--------------------------|--------------------------|--------------------------|----------------|----|
| | | T _p | T _a | T _p | T _a | T _p | T _a | T _p | T _a | T _p | T _a | T _p | T _a | |
| | E, G | T6 | -196 | 60 | 60 | 60 | 85 | 55 | 85 | -40 -50 ¹⁾ | -40 -50 ¹⁾ | -40 -50 ¹⁾ | -196 | -3 |
| | | T5 | -196 | 75 | 75 | 75 | 100 | 70 | 100 | -40 -50 ¹⁾ | -40 -50 ¹⁾ | -40 -50 ¹⁾ | -196 | -3 |
| | | T4 | -196 | 76 | 76 | 76 | 135 | 65 | 135 | -40 -50 ¹⁾ | -40 -50 ¹⁾ | -40 -50 ¹⁾ | -196 | -3 |
| | | T3 | -196 | 76 | 76 | 76 | 200 | 54 | 200 | -40 -50 ¹⁾ | -40 -50 ¹⁾ | -40 -50 ¹⁾ | -196 | -3 |

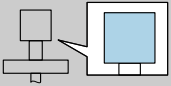
1) Only in connection with Optional specification, ID Jx = JN

|  = C | (2) | P1 | | P2 | | P3 | | P4 | | P5 | | P6 | | |
|--|------|----------------|----------------|----------------|----------------|----------------|----------------|----------------|----------------|--------------------------|--------------------------|--------------------------|----------------|-----|
| | | T _p | T _a | T _p | T _a | T _p | T _a | T _p | T _a | T _p | T _a | T _p | T _a | |
| | E, G | T6 | -196 | 60 | 60 | 60 | 85 | 56 | 85 | -40 -50 ¹⁾ | -40 -50 ¹⁾ | -40 -50 ¹⁾ | -196 | -14 |
| | | T5 | -196 | 75 | 75 | 75 | 100 | 71 | 100 | -40 -50 ¹⁾ | -40 -50 ¹⁾ | -40 -50 ¹⁾ | -196 | -14 |
| | | T4 | -196 | 76 | 76 | 76 | 135 | 67 | 135 | -40 -50 ¹⁾ | -40 -50 ¹⁾ | -40 -50 ¹⁾ | -196 | -14 |
| | | T3 | -196 | 76 | 76 | 76 | 200 | 58 | 200 | -40 -50 ¹⁾ | -40 -50 ¹⁾ | -40 -50 ¹⁾ | -196 | -14 |

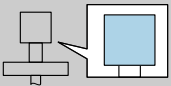
1) Only in connection with Optional specification, ID Jx = JN

FMR52



|  = B | (2) | P1 | | P2 | | P3 | | P4 | | P5 | | P6 | | |
|---|------|----------------|----------------|----------------|----------------|----------------|----------------|----------------|----------------|--------------------------|--------------------------|--------------------------|----------------|----|
| | | T _p | T _a | T _p | T _a | T _p | T _a | T _p | T _a | T _p | T _a | T _p | T _a | |
| | E, G | T6 | -196 | 60 | 60 | 60 | 85 | 54 | 85 | -40 -50 ¹⁾ | -40 -50 ¹⁾ | -40 -50 ¹⁾ | -196 | 10 |
| | | T5 | -196 | 75 | 75 | 75 | 100 | 69 | 100 | -40 -50 ¹⁾ | -40 -50 ¹⁾ | -40 -50 ¹⁾ | -196 | 10 |
| | | T4 | -196 | 76 | 76 | 76 | 135 | 63 | 135 | -40 -50 ¹⁾ | -40 -50 ¹⁾ | -40 -50 ¹⁾ | -196 | 10 |
| | | T3 | -196 | 76 | 76 | 76 | 200 | 50 | 200 | -40 -50 ¹⁾ | -40 -50 ¹⁾ | -40 -50 ¹⁾ | -196 | 10 |

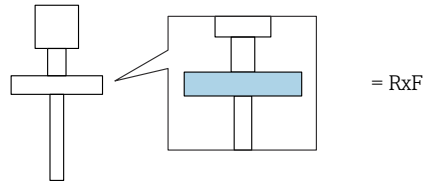
1) Only in connection with Optional specification, ID Jx = JN

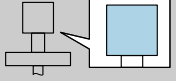
|  = C | (2) | P1 | | P2 | | P3 | | P4 | | P5 | | P6 | | |
|---|------|----------------|----------------|----------------|----------------|----------------|----------------|----------------|----------------|--------------------------|--------------------------|--------------------------|----------------|----|
| | | T _p | T _a | T _p | T _a | T _p | T _a | T _p | T _a | T _p | T _a | T _p | T _a | |
| | E, G | T6 | -196 | 60 | 60 | 60 | 85 | 55 | 85 | -40 -50 ¹⁾ | -40 -50 ¹⁾ | -40 -50 ¹⁾ | -196 | -8 |
| | | T5 | -196 | 75 | 75 | 75 | 100 | 70 | 100 | -40 -50 ¹⁾ | -40 -50 ¹⁾ | -40 -50 ¹⁾ | -196 | -8 |
| | | T4 | -196 | 76 | 76 | 76 | 135 | 66 | 135 | -40 -50 ¹⁾ | -40 -50 ¹⁾ | -40 -50 ¹⁾ | -196 | -8 |
| | | T3 | -196 | 76 | 76 | 76 | 200 | 55 | 200 | -40 -50 ¹⁾ | -40 -50 ¹⁾ | -40 -50 ¹⁾ | -196 | -8 |

1) Only in connection with Optional specification, ID Jx = JN

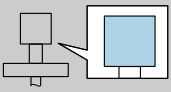
 Explosion protection "Intrinsic safety Ex ia"

FMR53

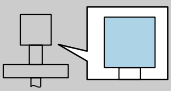


|  = B, C | (2) | | P1 | | P2 | | P3 | | P4 | | P5 | | P6 | |
|---|-----|-----|----------------|----------------|----------------|----------------|----------------|----------------|----------------|----------------|----------------|----------------|----------------|----------------|
| | | | T _p | T _a | T _p | T _a | T _p | T _a | T _p | T _a | T _p | T _a | T _p | T _a |
| E, G | T6 | -40 | 57 | 57 | 57 | 80 | 55 | 80 | -40 | -40 | -40 | - | - | |

FMR53

|  = B | (2) | | P1 | | P2 | | P3 | | P4 | | P5 | | P6 | |
|---|------|------------------|----------------|----------------|----------------|----------------|----------------|----------------|----------------|----------------|----------------|----------------|----------------|----------------|
| | | | T _p | T _a | T _p | T _a | T _p | T _a | T _p | T _a | T _p | T _a | T _p | T _a |
| | E, G | T6 | -40 | 57 | 57 | 57 | 85 | 51 | 85 | -40 | -40 | -40 | - | - |
| | | T5 | -40 | 72 | 72 | 72 | 100 | 66 | 100 | -40 | -40 | -40 | - | - |
| | | T4 | -40 | 76 | 76 | 76 | 135 | 62 | 135 | -40 | -40 | -40 | - | - |
| | | T3 ¹⁾ | -40 | 76 | 76 | 76 | 150 | 58 | 150 | -40 | -40 | -40 | - | - |

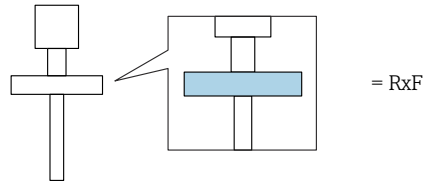
1) Functional: Maximum permissible process temperature

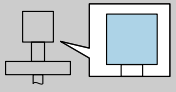
|  = C | (2) | | P1 | | P2 | | P3 | | P4 | | P5 | | P6 | |
|---|------|------------------|----------------|----------------|----------------|----------------|----------------|----------------|----------------|----------------|----------------|----------------|----------------|----------------|
| | | | T _p | T _a | T _p | T _a | T _p | T _a | T _p | T _a | T _p | T _a | T _p | T _a |
| | E, G | T6 | -40 | 57 | 57 | 57 | 85 | 52 | 85 | -40 | -40 | -40 | - | - |
| | | T5 | -40 | 72 | 72 | 72 | 100 | 67 | 100 | -40 | -40 | -40 | - | - |
| | | T4 | -40 | 76 | 76 | 76 | 135 | 64 | 135 | -40 | -40 | -40 | - | - |
| | | T3 ¹⁾ | -40 | 76 | 76 | 76 | 150 | 62 | 150 | -40 | -40 | -40 | - | - |

1) Functional: Maximum permissible process temperature

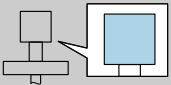
 Explosion protection "Flameproof enclosure Ex db"

FMR53

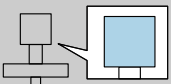


|  = B, C | (2) | | P1 | | P2 | | P3 | | P4 | | P5 | | P6 | |
|---|------|----|----------------|----------------|----------------|----------------|----------------|----------------|----------------|----------------|----------------|----------------|----------------|----------------|
| | | | T _p | T _a | T _p | T _a | T _p | T _a | T _p | T _a | T _p | T _a | T _p | T _a |
| | E, G | T6 | -40 | 60 | 60 | 60 | 80 | 58 | 80 | -40 | -40 | -40 | - | - |

FMR53

|  = B | (2) | P1 | | P2 | | P3 | | P4 | | P5 | | P6 | | |
|---|------|------------------|----------------|----------------|----------------|----------------|----------------|----------------|----------------|----------------|----------------|----------------|----------------|---|
| | | T _p | T _a | T _p | T _a | T _p | T _a | T _p | T _a | T _p | T _a | T _p | T _a | |
| | E, G | T6 | -40 | 60 | 60 | 60 | 85 | 53 | 85 | -40 | -40 | -40 | - | - |
| | | T5 | -40 | 75 | 75 | 75 | 100 | 68 | 100 | -40 | -40 | -40 | - | - |
| | | T4 | -40 | 76 | 76 | 76 | 135 | 62 | 135 | -40 | -40 | -40 | - | - |
| | | T3 ¹⁾ | -40 | 76 | 76 | 76 | 150 | 58 | 150 | -40 | -40 | -40 | - | - |

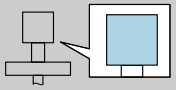
1) Functional: Maximum permissible process temperature

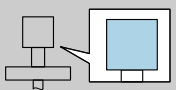
|  = C | (2) | P1 | | P2 | | P3 | | P4 | | P5 | | P6 | | |
|---|------|------------------|----------------|----------------|----------------|----------------|----------------|----------------|----------------|----------------|----------------|----------------|----------------|---|
| | | T _p | T _a | T _p | T _a | T _p | T _a | T _p | T _a | T _p | T _a | T _p | T _a | |
| | E, G | T6 | -40 | 60 | 60 | 60 | 85 | 54 | 85 | -40 | -40 | -40 | - | - |
| | | T5 | -40 | 75 | 75 | 75 | 100 | 69 | 100 | -40 | -40 | -40 | - | - |
| | | T4 | -40 | 76 | 76 | 76 | 135 | 64 | 135 | -40 | -40 | -40 | - | - |
| | | T3 ¹⁾ | -40 | 76 | 76 | 76 | 150 | 62 | 150 | -40 | -40 | -40 | - | - |

1) Functional: Maximum permissible process temperature

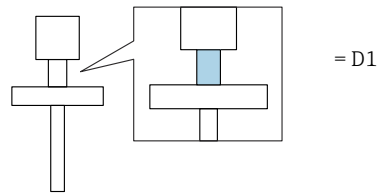
 Explosion protection "Intrinsic safety Ex ia"

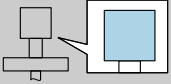
FMR54

|  = B | (2) | P1 | | P2 | | P3 | | P4 | | P5 | | P6 | | |
|--|------|----------------|----------------|----------------|----------------|----------------|----------------|----------------|----------------|----------------|----------------|----------------|----------------|---|
| | | T _p | T _a | T _p | T _a | T _p | T _a | T _p | T _a | T _p | T _a | T _p | T _a | |
| | E, G | T6 | -40 | 57 | 57 | 57 | 85 | 51 | 85 | -40 | -40 | -40 | - | - |
| | | T5 | -40 | 72 | 72 | 72 | 100 | 66 | 100 | -40 | -40 | -40 | - | - |
| | | T4 | -40 | 76 | 76 | 76 | 135 | 61 | 135 | -40 | -40 | -40 | - | - |
| | | T3 | -40 | 76 | 76 | 76 | 200 | 45 | 200 | -40 | -40 | -40 | - | - |

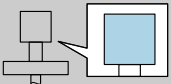
|  = C | (2) | P1 | | P2 | | P3 | | P4 | | P5 | | P6 | | |
|--|------|----------------|----------------|----------------|----------------|----------------|----------------|----------------|----------------|----------------|----------------|----------------|----------------|---|
| | | T _p | T _a | T _p | T _a | T _p | T _a | T _p | T _a | T _p | T _a | T _p | T _a | |
| | E, G | T6 | -40 | 57 | 57 | 57 | 85 | 52 | 85 | -40 | -40 | -40 | - | - |
| | | T5 | -40 | 72 | 72 | 72 | 100 | 67 | 100 | -40 | -40 | -40 | - | - |
| | | T4 | -40 | 76 | 76 | 76 | 135 | 64 | 135 | -40 | -40 | -40 | - | - |
| | | T3 | -40 | 76 | 76 | 76 | 200 | 51 | 200 | -40 | -40 | -40 | - | - |

FMR54



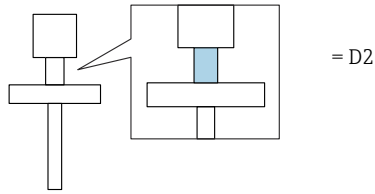
|  = B | (2) | P1 | | P2 | | P3 | | P4 | | P5 | | P6 | | |
|---|------|------------------|----------------|----------------|----------------|----------------|----------------|----------------|----------------|--------------------------|--------------------------|--------------------------|----------------|----|
| | | T _p | T _a | T _p | T _a | T _p | T _a | T _p | T _a | T _p | T _a | T _p | T _a | |
| | E, G | T6 | -196 | 57 | 57 | 57 | 85 | 53 | 85 | -40 -50 ¹⁾ | -40 -50 ¹⁾ | -40 -50 ¹⁾ | -196 | -4 |
| | | T5 | -196 | 72 | 72 | 72 | 100 | 68 | 100 | -40 -50 ¹⁾ | -40 -50 ¹⁾ | -40 -50 ¹⁾ | -196 | -4 |
| | | T4 | -196 | 76 | 76 | 76 | 135 | 65 | 135 | -40 -50 ¹⁾ | -40 -50 ¹⁾ | -40 -50 ¹⁾ | -196 | -4 |
| | | T3 | -196 | 76 | 76 | 76 | 200 | 54 | 200 | -40 -50 ¹⁾ | -40 -50 ¹⁾ | -40 -50 ¹⁾ | -196 | -4 |
| | | T2 ²⁾ | -196 | 76 | 76 | 76 | 280 | 41 | 280 | -40 -50 ¹⁾ | -40 -50 ¹⁾ | -40 -50 ¹⁾ | -196 | -4 |

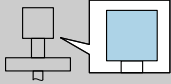
- 1) Only in connection with Optional specification, ID Jx = JN
- 2) Functional: Maximum permissible process temperature

|  = C | (2) | P1 | | P2 | | P3 | | P4 | | P5 | | P6 | | |
|---|------|------------------|----------------|----------------|----------------|----------------|----------------|----------------|----------------|--------------------------|--------------------------|--------------------------|----------------|-----|
| | | T _p | T _a | T _p | T _a | T _p | T _a | T _p | T _a | T _p | T _a | T _p | T _a | |
| | E, G | T6 | -196 | 57 | 57 | 57 | 85 | 54 | 85 | -40 -50 ¹⁾ | -40 -50 ¹⁾ | -40 -50 ¹⁾ | -196 | -15 |
| | | T5 | -196 | 72 | 72 | 72 | 100 | 69 | 100 | -40 -50 ¹⁾ | -40 -50 ¹⁾ | -40 -50 ¹⁾ | -196 | -15 |
| | | T4 | -196 | 76 | 76 | 76 | 135 | 67 | 135 | -40 -50 ¹⁾ | -40 -50 ¹⁾ | -40 -50 ¹⁾ | -196 | -15 |
| | | T3 | -196 | 76 | 76 | 76 | 200 | 59 | 200 | -40 -50 ¹⁾ | -40 -50 ¹⁾ | -40 -50 ¹⁾ | -196 | -15 |
| | | T2 ²⁾ | -196 | 76 | 76 | 76 | 280 | 48 | 280 | -40 -50 ¹⁾ | -40 -50 ¹⁾ | -40 -50 ¹⁾ | -196 | -15 |

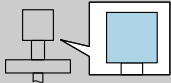
- 1) Only in connection with Optional specification, ID Jx = JN
- 2) Functional: Maximum permissible process temperature

FMR54



|  = B | (2) | P1 | | P2 | | P3 | | P4 | | P5 | | P6 | | |
|--|------|----------------|----------------|----------------|----------------|----------------|----------------|----------------|----------------|--------------------------|--------------------------|--------------------------|----------------|-----|
| | | T _p | T _a | T _p | T _a | T _p | T _a | T _p | T _a | T _p | T _a | T _p | T _a | |
| | E, G | T6 | -196 | 57 | 57 | 57 | 85 | 53 | 85 | -40 -50 ¹⁾ | -40 -50 ¹⁾ | -40 -50 ¹⁾ | -196 | -13 |
| | | T5 | -196 | 72 | 72 | 72 | 100 | 68 | 100 | -40 -50 ¹⁾ | -40 -50 ¹⁾ | -40 -50 ¹⁾ | -196 | -13 |
| | | T4 | -196 | 76 | 76 | 76 | 135 | 67 | 135 | -40 -50 ¹⁾ | -40 -50 ¹⁾ | -40 -50 ¹⁾ | -196 | -13 |
| | | T3 | -196 | 76 | 76 | 76 | 200 | 57 | 200 | -40 -50 ¹⁾ | -40 -50 ¹⁾ | -40 -50 ¹⁾ | -196 | -13 |
| | | T2 | -196 | 76 | 76 | 76 | 300 | 43 | 300 | -40 -50 ¹⁾ | -40 -50 ¹⁾ | -40 -50 ¹⁾ | -196 | -13 |

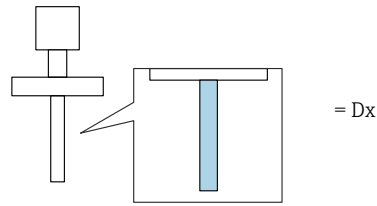
1) Only in connection with Optional specification, ID Jx = JN

|  = C | (2) | P1 | | P2 | | P3 | | P4 | | P5 | | P6 | | |
|--|------|------------------|----------------|----------------|----------------|----------------|----------------|----------------|----------------|--------------------------|--------------------------|--------------------------|----------------|--------------------------|
| | | T _p | T _a | T _p | T _a | T _p | T _a | T _p | T _a | T _p | T _a | T _p | T _a | |
| | E, G | T6 | -196 | 57 | 57 | 57 | 85 | 54 | 85 | -40 -50 ¹⁾ | -40 -50 ¹⁾ | -40 -50 ¹⁾ | -196 | -19 -26 ¹⁾ |
| | | T5 | -196 | 72 | 72 | 72 | 100 | 69 | 100 | -40 -50 ¹⁾ | -40 -50 ¹⁾ | -40 -50 ¹⁾ | -196 | -19 -26 ¹⁾ |
| | | T4 | -196 | 76 | 76 | 76 | 135 | 69 | 135 | -40 -50 ¹⁾ | -40 -50 ¹⁾ | -40 -50 ¹⁾ | -196 | -19 -26 ¹⁾ |
| | | T3 | -196 | 76 | 76 | 76 | 200 | 61 | 200 | -40 -50 ¹⁾ | -40 -50 ¹⁾ | -40 -50 ¹⁾ | -196 | -19 -26 ¹⁾ |
| | | T2 | -196 | 76 | 76 | 76 | 300 | 49 | 300 | -40 -50 ¹⁾ | -40 -50 ¹⁾ | -40 -50 ¹⁾ | -196 | -19 -26 ¹⁾ |
| | | T1 ²⁾ | -196 | 76 | 76 | 76 | 400 | 38 | 400 | -40 -50 ¹⁾ | -40 -50 ¹⁾ | -40 -50 ¹⁾ | -196 | -19 -26 ¹⁾ |

1) Only in connection with Optional specification, ID Jx = JN

2) Functional: Maximum permissible process temperature

FMR54




| = B | (2) | P1 | | P2 | | P3 | | P4 | | P5 | | P6 | | |
|-----|------|------------------|----------------|----------------|----------------|----------------|----------------|----------------|----------------|----------------|----------------|----------------|----------------|---|
| | | T _p | T _a | T _p | T _a | T _p | T _a | T _p | T _a | T _p | T _a | T _p | T _a | |
| | E, G | T6 | -40 | 57 | 57 | 57 | 85 | 52 | 85 | -40 | -40 | -40 | - | - |
| | | T5 | -40 | 72 | 72 | 72 | 100 | 67 | 100 | -40 | -40 | -40 | - | - |
| | | T4 | -40 | 76 | 76 | 76 | 135 | 65 | 135 | -40 | -40 | -40 | - | - |
| | | T3 ¹⁾ | -40 | 76 | 76 | 76 | 150 | 62 | 150 | -40 | -40 | -40 | - | - |

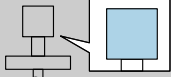
1) Functional: Maximum permissible process temperature

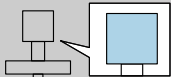
| = C | (2) | P1 | | P2 | | P3 | | P4 | | P5 | | P6 | | |
|-----|------|------------------|----------------|----------------|----------------|----------------|----------------|----------------|----------------|----------------|----------------|----------------|----------------|---|
| | | T _p | T _a | T _p | T _a | T _p | T _a | T _p | T _a | T _p | T _a | T _p | T _a | |
| | E, G | T6 | -40 | 57 | 57 | 57 | 85 | 53 | 85 | -40 | -40 | -40 | - | - |
| | | T5 | -40 | 72 | 72 | 72 | 100 | 68 | 100 | -40 | -40 | -40 | - | - |
| | | T4 | -40 | 76 | 76 | 76 | 135 | 67 | 135 | -40 | -40 | -40 | - | - |
| | | T3 ¹⁾ | -40 | 76 | 76 | 76 | 150 | 65 | 150 | -40 | -40 | -40 | - | - |

1) Functional: Maximum permissible process temperature

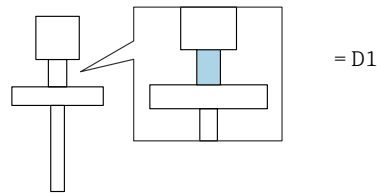
 Explosion protection "Flameproof enclosure Ex db"

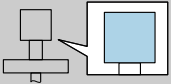
FMR54

|  = B | (2) | P1 | | P2 | | P3 | | P4 | | P5 | | P6 | | |
|--|------|----------------|----------------|----------------|----------------|----------------|----------------|----------------|----------------|----------------|----------------|----------------|----------------|---|
| | | T _p | T _a | T _p | T _a | T _p | T _a | T _p | T _a | T _p | T _a | T _p | T _a | |
| | E, G | T6 | -40 | 60 | 60 | 60 | 85 | 53 | 85 | -40 | -40 | -40 | - | - |
| | | T5 | -40 | 75 | 75 | 75 | 100 | 68 | 100 | -40 | -40 | -40 | - | - |
| | | T4 | -40 | 76 | 76 | 76 | 135 | 61 | 135 | -40 | -40 | -40 | - | - |
| | | T3 | -40 | 76 | 76 | 76 | 200 | 45 | 200 | -40 | -40 | -40 | - | - |

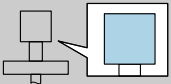
|  = C | (2) | P1 | | P2 | | P3 | | P4 | | P5 | | P6 | | |
|--|------|----------------|----------------|----------------|----------------|----------------|----------------|----------------|----------------|----------------|----------------|----------------|----------------|---|
| | | T _p | T _a | T _p | T _a | T _p | T _a | T _p | T _a | T _p | T _a | T _p | T _a | |
| | E, G | T6 | -40 | 60 | 60 | 60 | 85 | 54 | 85 | -40 | -40 | -40 | - | - |
| | | T5 | -40 | 75 | 75 | 75 | 100 | 69 | 100 | -40 | -40 | -40 | - | - |
| | | T4 | -40 | 76 | 76 | 76 | 135 | 64 | 135 | -40 | -40 | -40 | - | - |
| | | T3 | -40 | 76 | 76 | 76 | 200 | 51 | 200 | -40 | -40 | -40 | - | - |

FMR54



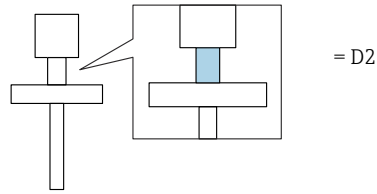
|  = B | (2) | | P1 | | P2 | | P3 | | P4 | | P5 | | P6 | |
|---|------|------------------|----------------|----------------|----------------|----------------|----------------|----------------|----------------|--------------------------|--------------------------|--------------------------|----------------|----------------|
| | | | T _p | T _a | T _p | T _a | T _p | T _a | T _p | T _a | T _p | T _a | T _p | T _a |
| | E, G | T6 | -196 | 60 | 60 | 60 | 85 | 55 | 85 | -40 -50 ¹⁾ | -40 -50 ¹⁾ | -40 -50 ¹⁾ | -196 | -4 |
| | | T5 | -196 | 75 | 75 | 75 | 100 | 70 | 100 | -40 -50 ¹⁾ | -40 -50 ¹⁾ | -40 -50 ¹⁾ | -196 | -4 |
| | | T4 | -196 | 76 | 76 | 76 | 135 | 65 | 135 | -40 -50 ¹⁾ | -40 -50 ¹⁾ | -40 -50 ¹⁾ | -196 | -4 |
| | | T3 | -196 | 76 | 76 | 76 | 200 | 54 | 200 | -40 -50 ¹⁾ | -40 -50 ¹⁾ | -40 -50 ¹⁾ | -196 | -4 |
| | | T2 ²⁾ | -196 | 76 | 76 | 76 | 280 | 41 | 280 | -40 -50 ¹⁾ | -40 -50 ¹⁾ | -40 -50 ¹⁾ | -196 | -4 |

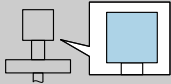
- 1) Only in connection with Optional specification, ID Jx = JN
- 2) Functional: Maximum permissible process temperature

|  = C | (2) | | P1 | | P2 | | P3 | | P4 | | P5 | | P6 | |
|---|------|------------------|----------------|----------------|----------------|----------------|----------------|----------------|----------------|--------------------------|--------------------------|--------------------------|----------------|----------------|
| | | | T _p | T _a | T _p | T _a | T _p | T _a | T _p | T _a | T _p | T _a | T _p | T _a |
| | E, G | T6 | -196 | 60 | 60 | 60 | 85 | 56 | 85 | -40 -50 ¹⁾ | -40 -50 ¹⁾ | -40 -50 ¹⁾ | -196 | -15 |
| | | T5 | -196 | 75 | 75 | 75 | 100 | 71 | 100 | -40 -50 ¹⁾ | -40 -50 ¹⁾ | -40 -50 ¹⁾ | -196 | -15 |
| | | T4 | -196 | 76 | 76 | 76 | 135 | 67 | 135 | -40 -50 ¹⁾ | -40 -50 ¹⁾ | -40 -50 ¹⁾ | -196 | -15 |
| | | T3 | -196 | 76 | 76 | 76 | 200 | 59 | 200 | -40 -50 ¹⁾ | -40 -50 ¹⁾ | -40 -50 ¹⁾ | -196 | -15 |
| | | T2 ²⁾ | -196 | 76 | 76 | 76 | 280 | 48 | 280 | -40 -50 ¹⁾ | -40 -50 ¹⁾ | -40 -50 ¹⁾ | -196 | -15 |

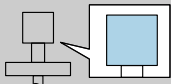
- 1) Only in connection with Optional specification, ID Jx = JN
- 2) Functional: Maximum permissible process temperature

FMR54



|  = B | (2) | P1 | | P2 | | P3 | | P4 | | P5 | | P6 | | |
|--|------|----------------|----------------|----------------|----------------|----------------|----------------|----------------|----------------|--------------------------|--------------------------|--------------------------|----------------|-----|
| | | T _p | T _a | T _p | T _a | T _p | T _a | T _p | T _a | T _p | T _a | T _p | T _a | |
| | E, G | T6 | -196 | 60 | 60 | 60 | 85 | 56 | 85 | -40 -50 ¹⁾ | -40 -50 ¹⁾ | -40 -50 ¹⁾ | -196 | -13 |
| | | T5 | -196 | 75 | 75 | 75 | 100 | 71 | 100 | -40 -50 ¹⁾ | -40 -50 ¹⁾ | -40 -50 ¹⁾ | -196 | -13 |
| | | T4 | -196 | 76 | 76 | 76 | 135 | 67 | 135 | -40 -50 ¹⁾ | -40 -50 ¹⁾ | -40 -50 ¹⁾ | -196 | -13 |
| | | T3 | -196 | 76 | 76 | 76 | 200 | 57 | 200 | -40 -50 ¹⁾ | -40 -50 ¹⁾ | -40 -50 ¹⁾ | -196 | -13 |
| | | T2 | -196 | 76 | 76 | 76 | 300 | 43 | 300 | -40 -50 ¹⁾ | -40 -50 ¹⁾ | -40 -50 ¹⁾ | -196 | -13 |

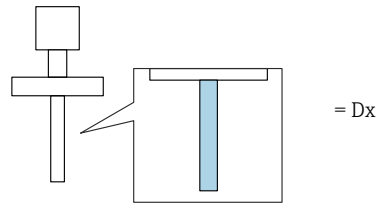
1) Only in connection with Optional specification, ID Jx = JN

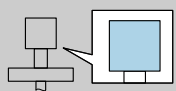
|  = C | (2) | P1 | | P2 | | P3 | | P4 | | P5 | | P6 | | |
|--|------|------------------|----------------|----------------|----------------|----------------|----------------|----------------|----------------|--------------------------|--------------------------|--------------------------|----------------|--------------------------|
| | | T _p | T _a | T _p | T _a | T _p | T _a | T _p | T _a | T _p | T _a | T _p | T _a | |
| | E, G | T6 | -196 | 60 | 60 | 60 | 85 | 57 | 85 | -40 -50 ¹⁾ | -40 -50 ¹⁾ | -40 -50 ¹⁾ | -196 | -19 -26 ¹⁾ |
| | | T5 | -196 | 75 | 75 | 75 | 100 | 72 | 100 | -40 -50 ¹⁾ | -40 -50 ¹⁾ | -40 -50 ¹⁾ | -196 | -19 -26 ¹⁾ |
| | | T4 | -196 | 76 | 76 | 76 | 135 | 69 | 135 | -40 -50 ¹⁾ | -40 -50 ¹⁾ | -40 -50 ¹⁾ | -196 | -19 -26 ¹⁾ |
| | | T3 | -196 | 76 | 76 | 76 | 200 | 61 | 200 | -40 -50 ¹⁾ | -40 -50 ¹⁾ | -40 -50 ¹⁾ | -196 | -19 -26 ¹⁾ |
| | | T2 | -196 | 76 | 76 | 76 | 300 | 49 | 300 | -40 -50 ¹⁾ | -40 -50 ¹⁾ | -40 -50 ¹⁾ | -196 | -19 -26 ¹⁾ |
| | | T1 ²⁾ | -196 | 76 | 76 | 76 | 400 | 38 | 400 | -40 -50 ¹⁾ | -40 -50 ¹⁾ | -40 -50 ¹⁾ | -196 | -19 -26 ¹⁾ |

1) Only in connection with Optional specification, ID Jx = JN

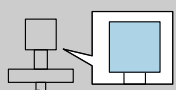
2) Functional: Maximum permissible process temperature

FMR54



|  = B | (2) | P1 | | P2 | | P3 | | P4 | | P5 | | P6 | | |
|---|------|------------------|----------------|----------------|----------------|----------------|----------------|----------------|----------------|----------------|----------------|----------------|----------------|---|
| | | T _p | T _a | T _p | T _a | T _p | T _a | T _p | T _a | T _p | T _a | T _p | T _a | |
| | E, G | T6 | -40 | 60 | 60 | 60 | 85 | 55 | 85 | -40 | -40 | -40 | - | - |
| | | T5 | -40 | 75 | 75 | 75 | 100 | 70 | 100 | -40 | -40 | -40 | - | - |
| | | T4 | -40 | 76 | 76 | 76 | 135 | 65 | 135 | -40 | -40 | -40 | - | - |
| | | T3 ¹⁾ | -40 | 76 | 76 | 76 | 150 | 62 | 150 | -40 | -40 | -40 | - | - |

1) Functional: Maximum permissible process temperature

|  = C | (2) | P1 | | P2 | | P3 | | P4 | | P5 | | P6 | | |
|--|------|------------------|----------------|----------------|----------------|----------------|----------------|----------------|----------------|----------------|----------------|----------------|----------------|---|
| | | T _p | T _a | T _p | T _a | T _p | T _a | T _p | T _a | T _p | T _a | T _p | T _a | |
| | E, G | T6 | -40 | 60 | 60 | 60 | 85 | 56 | 85 | -40 | -40 | -40 | - | - |
| | | T5 | -40 | 75 | 75 | 75 | 100 | 71 | 100 | -40 | -40 | -40 | - | - |
| | | T4 | -40 | 76 | 76 | 76 | 135 | 67 | 135 | -40 | -40 | -40 | - | - |
| | | T3 ¹⁾ | -40 | 76 | 76 | 76 | 150 | 65 | 150 | -40 | -40 | -40 | - | - |

1) Functional: Maximum permissible process temperature



www.addresses.endress.com
