

Safety Instructions

iTEMP TMT142B

HART®

ATEX, IECEx: Ex ia IIC T6 Ga
Ex ia IIIC Txxx °C Db




iTEMP TMT142B

HART®

Table of contents


About this document	4
Associated documentation	4
Supplementary documentation	4
Manufacturer´s certificates	5
Manufacturer address	5
Safety instructions	6
Safety instructions: Installation	6
Safety instructions: Zone 0	7
Safety instructions: Special conditions	7
Temperature tables	7
Electrical connection data	8

About this document

 This document has been translated into several languages. Legally determined is solely the English source text.

The document translated into EU languages is available:

- In the download area of the Endress+Hauser website:
www.endress.com -> Downloads -> Manuals and Datasheets -> Type: Ex Safety Instruction (XA) -> Text Search: ...
- In the Device Viewer: www.endress.com -> Product tools -> Access device specific information -> Check device features

 If not yet available, the document can be ordered.

Associated documentation

This document is an integral part of the following Operating Instructions:

- Operating instructions: BA00191R
- Brief operating instructions: KA00222R
- Technical Information: TI00107R

Supplementary documentation

Explosion-protection brochure: CP00021Z

The Explosion-protection brochure is available:

- In the download area of the Endress+Hauser website:
www.endress.com -> Downloads -> Brochures and Catalogs -> Text Search: CP00021Z
- On the CD for devices with CD-based documentation

**Manufacturer's
certificates****IECEX certificate**

Certificate number: IECEX EPS 17.0077X

Affixing the certificate number certifies conformity with the following standards (depending on the device version)

- IEC 60079-0 : 2017
- IEC 60079-11 : 2011

ATEX certificate

Certificate number: EPS ATEX 1 131 X

EU Declaration of Conformity

Declaration number: EC_00605

UKCA certificate

Certificate number: CML 21UKEX21007 X

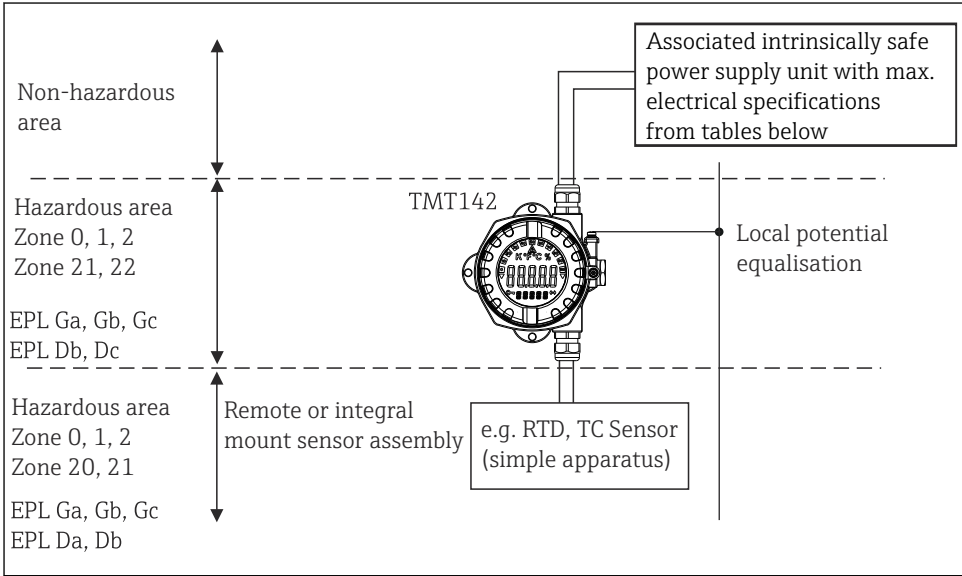
UKCA Declaration of Conformity

Declaration number: UK_00413

**Manufacturer
address**

Endress+Hauser Wetzer GmbH + Co. KG
Obere Wank 1
87484 Nesselwang, Germany

Safety instructions



Safety instructions: Installation

- Comply with the installation and safety instructions in the Operating Instructions.
- Install the device according to the manufacturer's instructions and any other valid standards and regulations (e.g. EN/IEC 60079-14).
- Connect the device using suitable cable and wire entries of protection type "Intrinsic safety (Ex i)".
- The type of protection changes as follows when the devices are connected to certified intrinsically safe circuits of Category ib: Ex ib IIC. When connecting an intrinsically safe ib circuit, do not operate the sensor at Zone 0.
- Continuous duty temperature of the cable $T_a + 5 \text{ K}$.
- To maintain the ingress protection of the housing IP66/67 install the housing cover and cable glands correctly.
- Close unused entry glands with sealing plugs.
- The pertinent guidelines must be observed when intrinsically safe circuits are connected together acc. IEC/EN 60079-14 (Proof of Intrinsic Safety).
- The electrical apparatus must be integrated into the local potential equalization.
- When connecting two independent sensors make sure that the potential equalisation cables are at the same potential.

Safety instructions:
Zone 0

- Only operate devices in potentially explosive vapour/air mixtures under atmospheric conditions:
 - $-50\text{ °C} \leq T_a \leq +60\text{ °C}$
 - $0.8\text{ bar} \leq p \leq 1.1\text{ bar}$
- If no potentially explosive mixtures are present, or if additional protective measures have been taken, according to EN 1127-1, the transmitters may be operated under other atmospheric conditions in accordance with the manufacturer's specifications.
- Associated apparatus with galvanic isolation between the intrinsically safe and non-intrinsically safe circuits are preferred.

Safety instructions:
Special conditions

- Unit is may not be used when hybrid mixtures (gas, dust, air) are present.
- The temperature transmitter must be installed so, that even in the event of rare incidents, an ignition source due to impact or friction between the enclosure and iron/steel is excluded.
- Use for integral temperature sensors only approved sensors certified for category 1D or 2D marked not less than II1/2D Ex ia IIC T110 °C Da/Db or II2D Ex ia IIC T110 °C Db for use in Zone 20 or Zone 21.
- Use for remote temperature sensors only approved sensors certified for category 2D marked not less than II2D Ex ia IIC T110 °C Db for use in Zone 21.

Temperature tables

The ambient temperature range is depending on temperature class and maximum temperature of the enclosure $T_{xx}\text{°C}$, applicable to the maximum dust layer thickness of 5 mm, listed in the following table:

Type	Temperature class	Ambient temperature	
		Zone 1 EPL Gb	Zone 0 EPL Ga
iTEMP TMT142B	T6	$-50\text{ °C} \leq T_a \leq +55\text{ °C}$	$-50\text{ °C} \leq T_a \leq +40\text{ °C}$
	T5	$-50\text{ °C} \leq T_a \leq +70\text{ °C}$	$-50\text{ °C} \leq T_a \leq +50\text{ °C}$
	T4	$-50\text{ °C} \leq T_a \leq +85\text{ °C}$	$-50\text{ °C} \leq T_a \leq +60\text{ °C}$

Type	Maximum surface temperature	Ambient temperature Zone 21 EPL Db
iTEMP TMT142B	T85 °C	$-40\text{ °C} \leq T_a \leq +55\text{ °C}$
	T100 °C	$-40\text{ °C} \leq T_a \leq +70\text{ °C}$
	T110 °C	$-40\text{ °C} \leq T_a \leq +85\text{ °C}$

**Electrical
connection data**

Type	Electrical data									
iTEMP TMT142B	Supply (terminals + and -):	$U_i \leq 30 V_{DC}$ $I_i \leq 300 \text{ mA}$ $P_i \leq 1000 \text{ mW}$ $C_i \leq 5 \text{ nF}$ $L_i = 0$								
	Sensor circuit (terminals 1 to 4):	$U_o \leq 4,3 V_{DC}$ $I_o \leq 4,8 \text{ mA}$ $P_o \leq 5,2 \text{ mW}$								
	Maximum connection values:	<table> <tr> <td>Ex ia IIC</td> <td>$L_o = 40 \text{ mH}$</td> <td>$C_o = 10,4 \mu\text{F}$</td> </tr> <tr> <td>Ex ia IIB</td> <td>$L_o = 150 \text{ mH}$</td> <td>$C_o = 160 \mu\text{F}$</td> </tr> <tr> <td>Ex ia IIA</td> <td>$L_o = 300 \text{ mH}$</td> <td>$C_o = 1000 \mu\text{F}$</td> </tr> </table>	Ex ia IIC	$L_o = 40 \text{ mH}$	$C_o = 10,4 \mu\text{F}$	Ex ia IIB	$L_o = 150 \text{ mH}$	$C_o = 160 \mu\text{F}$	Ex ia IIA	$L_o = 300 \text{ mH}$
Ex ia IIC	$L_o = 40 \text{ mH}$	$C_o = 10,4 \mu\text{F}$								
Ex ia IIB	$L_o = 150 \text{ mH}$	$C_o = 160 \mu\text{F}$								
Ex ia IIA	$L_o = 300 \text{ mH}$	$C_o = 1000 \mu\text{F}$								

Category	Type of protection (ATEX/IECEx)	Type
II 1G	Ex ia IIC T6...T4 Ga	iTEMP TMT142B
II 2D	Ex ia IIIC T85 °C...T110 °C Db	



71586586

www.addresses.endress.com
