

Technical Information

Memosens CPS41E

pH sensor for process technology



Digital with Memosens 2.0 technology
With ceramic junction and KCl liquid electrolyte

Application

Media with very low conductivity or a high proportion of organic solvents or alcohol:

- Chemical industry
- Organic chemicals
- Power stations
- Laboratory measurements

With ATEX, IECEx, CSA C/US, NEPSI, Japan and INMETRO approvals for use in hazardous areas Zone 0, Zone 1 and Zone 2.

Your benefits

- Use at very low conductivities is possible thanks to KCl liquid electrolyte
- Ceramic junction with specified KCl flow rate
- Choice of 1 or 3 ceramic junctions (SC reference system)
- If counterpressure is applied, can be used up to 11 bar (159 psi) (absolute)
- Poison-resistant thanks to separate reference capillary
- Suitable for cleaning in place (CIP) and sterilization in place (SIP)
- Integrated NTC 30K temperature sensor for effective temperature compensation

Other advantages provided by Memosens technology

- Maximum process safety thanks to non-contact, inductive signal transmission
- Data security thanks to digital data transmission
- Very easy to use as sensor data are saved in the sensor
- Predictive maintenance can be performed with the Memobase Plus CYZ71D by recording sensor load data in the sensor

Function and system design

Measuring principle

pH measurement

The pH value is used as a unit of measurement for the acidity or alkalinity of a medium. The membrane glass of the electrode delivers an electrochemical potential that depends on the pH value of the medium. This potential is generated by the selective accumulation of H^+ ions on the outer layer of the membrane. As a result, an electrochemical boundary layer with an electrical potential difference forms at this point. An integrated Ag/AgCl reference system serves as the required reference electrode.

The measured voltage is converted to the corresponding pH value using the Nernst equation.

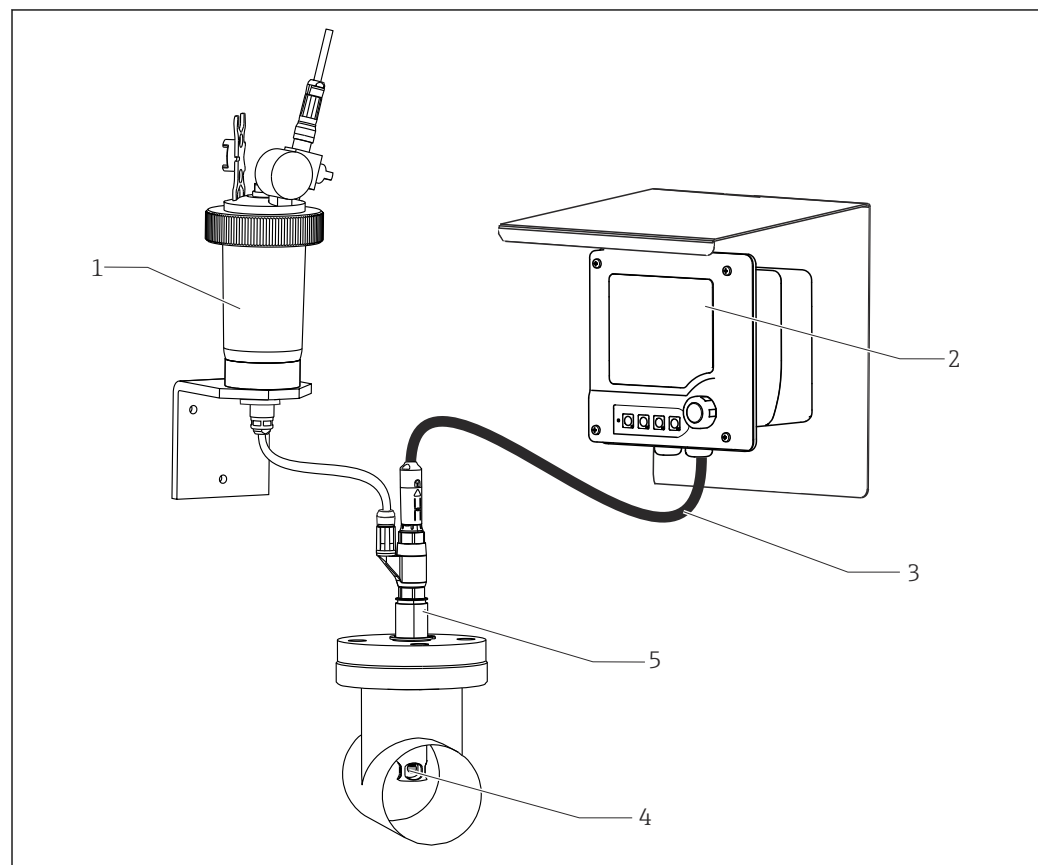
Measuring system

A complete measuring system comprises:

- pH sensor CPS41E
- Memosens data cable CYK10 or CYK20
- Transmitter, e. g. Liquiline CM44, Liquiline CM42
- Assembly
 - Immersion assembly, e. g. Dipfit CPA111
 - Flow assembly, e. g. Flowfit CPA250
 - Retractable assembly, e. g. Cleanfit CPA871
 - Permanent installation assembly, e. g. Unifit CPA842
- Electrolyte vessel CPY7B

Additional options are available depending on the application:

Automatic cleaning and calibration system, e. g. Liquiline Control CDC90



A0039124

1 Example of a measuring system for pH measurement

- 1 Electrolyte vessel CPY7B
- 2 Liquiline M CM42 two-wire transmitter for hazardous areas
- 3 Memosens data cable CYK10
- 4 pH sensor CPS41E
- 5 Permanent installation assembly CPA842

Communication and data processing

Communication with the transmitter

 Always connect digital sensors with Memosens technology to a transmitter with Memosens technology. Data transmission to a transmitter for analog sensors is not possible.

Digital sensors can store measuring system data in the sensor. These include the following:

- Manufacturer data
 - Serial number
 - Order code
 - Date of manufacture
- Calibration data
 - Calibration date
 - Slope at 25 °C (77 °F)
 - Zero point at 25 °C (77 °F)
 - Number of calibrations
 - Calibration history
 - Serial number of the transmitter used to perform the last calibration or adjustment
- Operating data
 - Temperature application range
 - pH application range
 - Date of initial commissioning
 - Maximum temperature value
 - Hours of operation under extreme conditions
 - Number of sterilizations
 - CIP counter
 - Sensor load

The data listed above can be displayed with Liquiline CM42, CM44x, and Memobase Plus CYZ71D.

Dependability

Reliability

Easy handling

Sensors with Memosens technology have integrated electronics that store calibration data and other information (e. g. total hours of operation or operating hours under extreme measuring conditions). Once the sensor has been connected, the sensor data are transferred automatically to the transmitter and used to calculate the current measured value. As the calibration data are stored in the sensor, the sensor can be calibrated and adjusted independently of the measuring point. The result:

- Easy calibration in the measuring lab under optimum external conditions increases the quality of the calibration.
- Pre-calibrated sensors can be replaced quickly and easily, resulting in a dramatic increase in the availability of the measuring point.
- Thanks to the availability of the sensor data, maintenance intervals can be accurately defined and predictive maintenance is possible.
- The sensor history can be documented on external data carriers and in evaluation programs, e. g. Memobase Plus CYZ71D.
- The saved application data of the sensor can be used to determine the continued use of the sensor in a targeted manner.

Interference immunity

Data security thanks to digital data transmission

Memosens technology digitizes the measured values in the sensor and transmits the data to the transmitter via a non-contact connection that is free from potential interference. The result:

- If the sensor fails or there is an interruption in the connection between the sensor and transmitter, this is reliably detected and reported.
- The availability of the measuring point is reliably detected and reported.


Safety

Maximum process safety

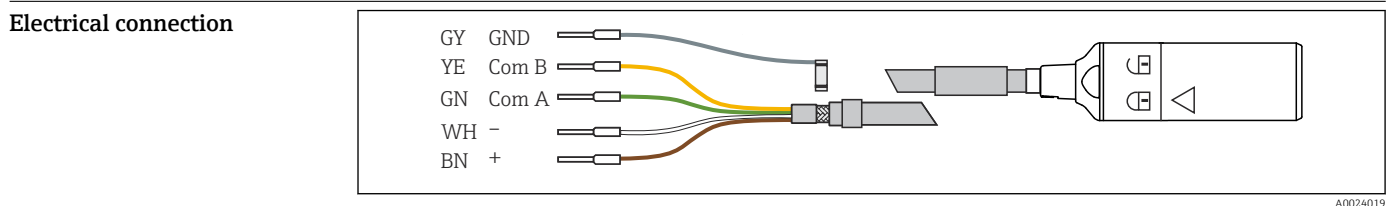
With inductive transmission of the measured value using a non-contact connection, Memosens guarantees maximum process safety and offers the following benefits:


- All problems caused by moisture are eliminated:
 - No corrosion at the connection
 - Measured values cannot be distorted by moisture
- The transmitter is galvanically decoupled from the medium. Issues concerning "symmetrical high-impedance" or "asymmetry" or the type of impedance converter are a thing of the past.
- Electromagnetic compatibility (EMC) is guaranteed by screening measures for the digital transmission of measured values.
- Intrinsically safe electronics mean operation in hazardous areas is not a problem. Complete flexibility thanks to individual Ex approvals for all components, such as sensors, cables and transmitters.

Input


Measured variable	pH value Temperature
Measuring range	<p>Application A</p> <ul style="list-style-type: none"> ■ pH: 1 to 12 ■ Temperature: -15 to 80 °C (5 to 176 °F) <p>Application B</p> <ul style="list-style-type: none"> ■ pH: 0 to 14 ■ Temperature: 0 to 135 °C (32 to 275 °F) <p> Pay attention to the operating conditions in the process.</p>

Power supply



 2 *Measuring cable CYK10 or CYK20*

- ▶ Memosens measuring cable, e. g. Connect the CYK10 or CYK20 to the sensor.

 For further information on cable CYK10, see BA00118C.

Performance characteristics

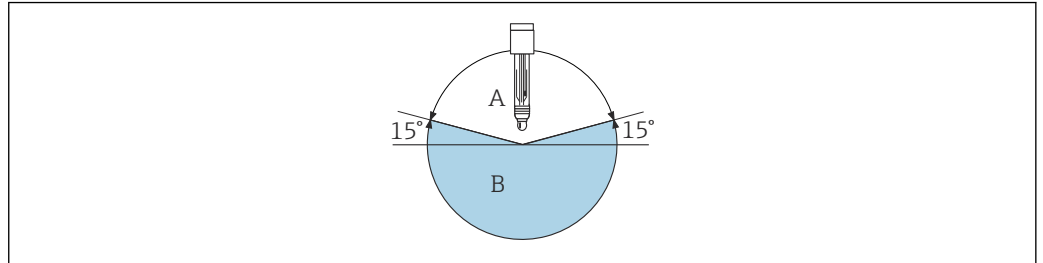
Reference system	Ag/AgCl reference lead, bridging electrolyte: liquid KCl, 3M
-------------------------	--

Installation


Orientation

- Do not install the sensors upside-down.
- The installation angle from the horizontal must be at least 15°.

An installation angle < 15° is not permitted, as otherwise an air bubble will form. Contact between the membrane glass and the reference lead will then no longer be guaranteed.




A0028039

 3 Installation angle at least 15° from the horizontal

- A Permitted orientation
B Incorrect orientation

Installation instructions

- Before screwing in the sensor, make sure the assembly thread, the O-rings and the sealing surface are clean and undamaged and that the thread runs smoothly.
- Pay attention to the installation instructions provided in the Operating Instructions of the assembly used.
- Screw in the sensor and tighten by hand with a torque of 3 Nm (2.21 lbf ft) (specifications only apply if installing in Endress+Hauser assemblies).

 For detailed information on removing the moistening cap, see BA01988C

Environment

Ambient temperature range

NOTICE

Risk of damage from frost!

- Do not use the sensor at temperatures below -15 °C (5 °F) .

Storage temperature

0 to 50 °C (32 to 122 °F)

Degree of protection

IP 68 (10 m (33 ft) water column, 25 °C (77 °F), 45 days, 1 M KCl)

Electromagnetic compatibility (EMC)

Interference emission and interference immunity as per EN 61326-1: 2013

Process

Process temperature range

Application A: -15 to 80 °C (5 to 176 °F)
Application B: 0 to 135 °C (32 to 275 °F)

Process pressure range

0.8 to 11 bar (11.6 to 159.5 psi) absolute

CAUTION

Pressurization of sensor due to prolonged use under increased process pressure

Possibility of sudden rupture and injury from glass splinters!

- ▶ Avoid fast heating of these pressurized sensors if they are used under reduced process pressure or under atmospheric pressure.
- ▶ When handling these sensors, always wear protective goggles and appropriate protective gloves.

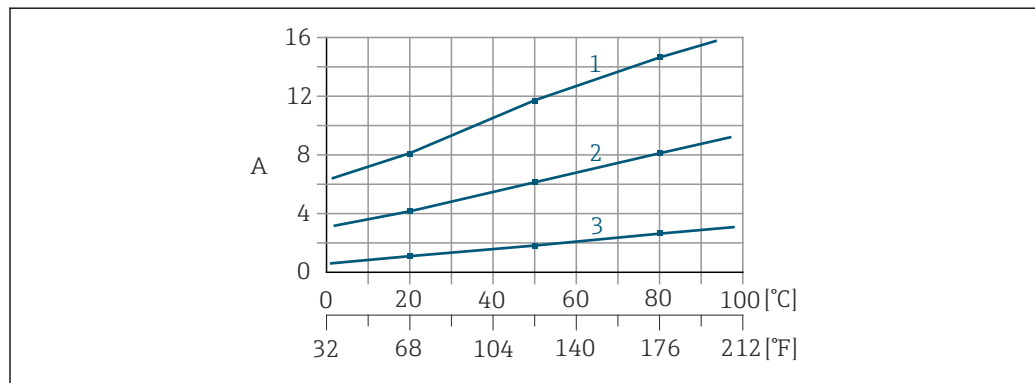
Conductivity

SB reference system: Minimum 5 $\mu\text{S}/\text{cm}$ (minimized flow; pressure and temperature must remain constant)

SC reference system: Minimum 0.1 $\mu\text{S}/\text{cm}$ (minimized flow; pressure and temperature must remain constant)

Pressure/temperature ratings

KCl consumption

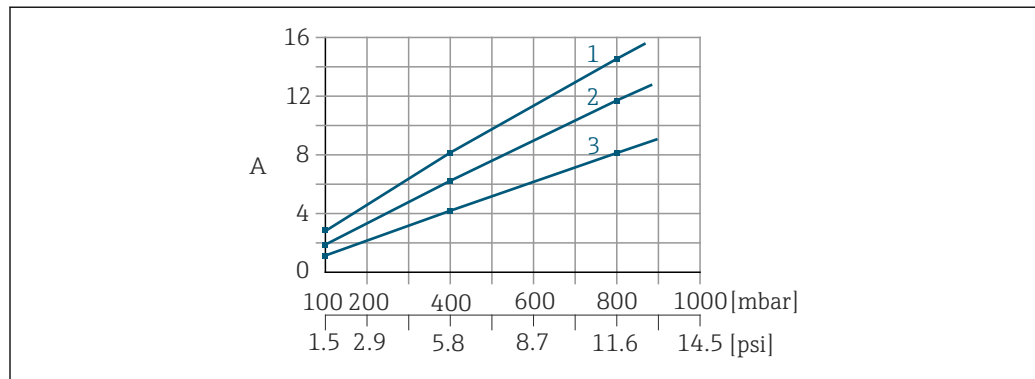


A0039292-EN

4 KCl consumption as a function of temperature

A Consumption (ml/day)

- 1 If counterpressure is applied 800 mbar (11.6 psi) relative
- 2 If counterpressure is applied 400 mbar (5.8 psi) relative
- 3 If counterpressure is applied 100 mbar (1.5 psi) relative



A0039293-EN

5 KCl consumption depending on application of counterpressure

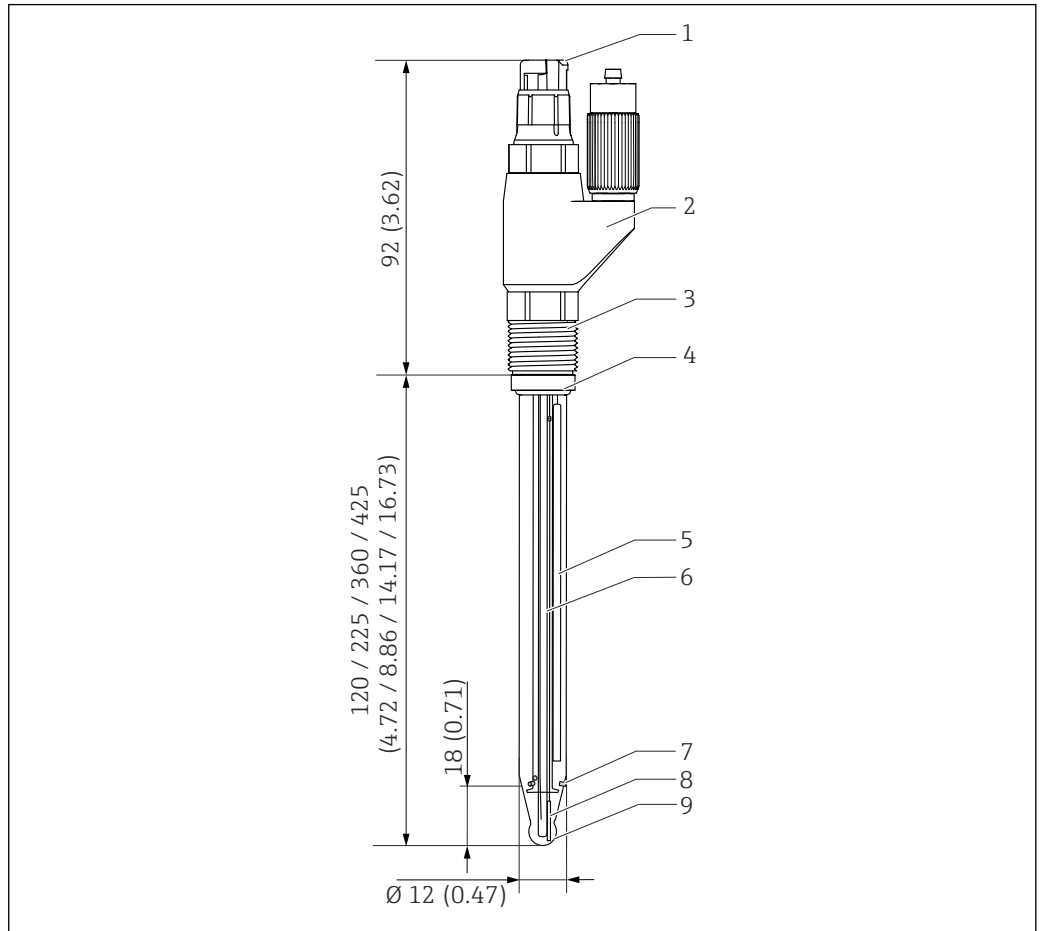
A Consumption (ml/day)

- 1 With medium temperature 80 °C (176 °F)
- 2 With medium temperature 50 °C (122 °F)
- 3 With medium temperature 20 °C (68 °F)

i The specified KCl consumption is based on sensors with a single junction. For sensors with three junctions, KCl consumption is three times higher.

Mechanical construction

Design, dimensions



6 CPS41E with hose connection. Engineering unit: mm (in)

- 1 Memosens plug-in head
- 2 Hose connection for KCl refill
- 3 Process connection
- 4 O-ring with thrust collar
- 5 Reference lead
- 6 pH reference lead
- 7 Ceramic junction
- 8 Temperature sensor
- 9 pH glass membrane

Weight

Installed length	120 mm (4.72 in)	225 mm (8.86 in)	360 mm (14.17 in)	425 mm (16.73 in)
Weight	70 g (2.5 oz)	90 g (3.2 oz)	120 g (4.2 oz)	130 g (4.6 oz)

Materials

Sensor shaft	Glass to suit process
pH membrane glass	Type A and B
Metal lead	Ag/AgCl
Open aperture	Ceramic junction, zirconium dioxide
O-ring	FKM
Process coupling	PPS fiber-glass reinforced
Nameplate	Ceramic metal oxide

Temperature sensor

NTC 30K

Plug-in head

Memosens plug-in head with KCl hose connection for digital, non-contact data transmission, pressure resistance 16 bar (232 psi) (relative)

Process connections Pg 13.5

Certificates and approvals

CE mark The product meets the requirements of the harmonized European standards. As such, it complies with the legal specifications of the EU directives. The manufacturer confirms successful testing of the product by affixing to it the **CE** mark.

Ex approval

ATEX
II 1G Ex ia IIC T3/T4/T6 Ga

IECEX
Ex ia IIC T3/T4/T6 Ga


NEPSI
Ex ia IIC T3/T4/T6 Ga


CSA C/US

- IS Cl. I Div 1, GP A-D Ex ia IIC T3/T4/T6
- IS Cl. I Zone 0, AEx ia IIC T3/T4/T6

Japan Ex
Ex ia IIC T3/T4/T6 Ga

INMETRO
Ex ia IIC T3/T4/T6 Ga

 Ex versions of digital sensors with Memosens technology are identified by an orange-red ring on the plug-in head.

 Pay attention to the instructions for Memosens data cable CYK10 and transmitter CM82.

TÜV certificate for Memosens plug-in head Pressure resistance 16 bar (232 psi) relative, minimum three times the safety pressure


EAC The product has been certified according to guidelines TP TC 004/2011 and TP TC 020/2011 which apply in the European Economic Area (EEA). The EAC conformity mark is affixed to the product.

Ordering information

Product page www.endress.com/cps41e

Product Configurator On the product page there is a **Configure** button to the right of the product image.

1. Click this button.
 - ↳ The Configurator opens in a separate window.
2. Select all the options to configure the device in line with your requirements.
 - ↳ In this way, you receive a valid and complete order code for the device.
3. Export the order code as a PDF or Excel file. To do so, click the appropriate button on the right above the selection window.

 For many products you also have the option of downloading CAD or 2D drawings of the selected product version. Click the **CAD** tab for this and select the desired file type using picklists.

Scope of delivery The delivery comprises:

- Sensor in the version ordered
- Operating Instructions
- Safety instructions for the hazardous area (for sensors with Ex approval)

Accessories

The following are the most important accessories available at the time this documentation was issued.


- ▶ For accessories not listed here, please contact your Service or Sales Center.

Device-specific accessories

Assemblies

Unifit CPA842

- Installation assembly for food, biotechnology and pharmaceuticals
- With EHEDG and 3A certificate
- Product Configurator on the product page: www.endress.com/cpa842

 Technical Information TI01367C


Cleanfit CPA875

- Retractable process assembly for sterile and hygienic applications
- For in-line measurement with standard sensors with 12 mm diameter, e.g. for pH, ORP, oxygen
- Product Configurator on the product page: www.endress.com/cpa875

 Technical Information TI01168C

Dipfit CPA140

- pH/ORP immersion assembly with flange connection for very demanding processes
- Product Configurator on the product page: www.endress.com/cpa140

 Technical Information TI00178C

Cleanfit CPA871

- Flexible process retractable assembly for water, wastewater and the chemical industry
- For applications with standard sensors with 12 mm diameter
- Product Configurator on the product page: www.endress.com/cpa871

 Technical Information TI01191C

Cleanfit CPA473

- Stainless steel process retractable assembly with ball valve shutoff for particularly reliable separation of the medium from the environment
- Product Configurator on the product page: www.endress.com/cpa473

 Technical Information TI00344C

Cleanfit CPA474

- Plastic process retractable assembly with ball valve shutoff for particularly reliable separation of the medium from the environment
- Product Configurator on the product page: www.endress.com/cpa474

 Technical Information TI00345C

Dipfit CPA111

- Immersion and installation assembly made of plastic for open and closed vessels
- Product Configurator on the product page: www.endress.com/cpa111

 Technical Information TI00112C

Flowfit CPA240

- pH/ORP flow assembly for processes with stringent requirements
- Product Configurator on the product page: www.endress.com/cpa240

 Technical Information TI00179C

Flowfit CPA250

- Flow assembly for pH/ORP measurement
- Product Configurator on the product page: www.endress.com/cpa250

 Technical Information TI00041C

Ecofit CPA640

- Set comprising adapter for 120 mm pH/ORP sensors and sensor cable with TOP68 coupling
- Product Configurator on the product page: www.endress.com/cpa640



Technical Information TI00246C

Electrolyte vessel**Electrolyte vessel CPY7B**

- Storage container for KCl electrolyte, 200 ml
- Product Configurator on the product page: www.endress.com/cpy7b



Operating Instructions BA00128C

Electrolyte solutions

KCl electrolyte solutions for refilling liquid-filled pH/ORP sensors

- 3.0 mol, T = -10 to 100 °C (14 to 212 °F), 1 000 ml (33.81 fl oz), order number: CPY4-2
- 1.5 mol, T = -30 to 130 °C (-22 to 266 °F), 1 000 ml (33.81 fl oz), order number: CPY4-4
- 3.0 mol, T = -10 to 100 °C (14 to 212 °F), 250 ml (8.45 fl oz), order number: CPY4-5
- 1.5 mol, T = -30 to 130 °C (-22 to 266 °F), 250 ml (8.45 fl oz), order number: CPY4-6

Buffer solutions**High-quality buffer solutions from Endress+Hauser - CPY20**

The secondary buffer solutions have been referenced to primary reference material of the PTB (German Federal Physico-technical Institute) or to standard reference material of NIST (National Institute of Standards and Technology) according to DIN 19266 by a laboratory accredited by the DAkkS (German accreditation body) according to DIN 17025.

Product Configurator on the product page: www.endress.com/cpy20**Measuring cable****Memosens data cable CYK10**

- For digital sensors with Memosens technology
- Product Configurator on the product page: www.endress.com/cyk10



Technical Information TI00118C

Memosens laboratory cable CYK20

- For digital sensors with Memosens technology
- Product Configurator on the product page: www.endress.com/cyk20



www.addresses.endress.com
