

# Technical Information

## Memosens CPS72E

ORP sensor for chemical process applications



### Digital with Memosens 2.0 technology

#### Application

Process technology and monitoring of processes with:

- Rapidly changing ORP values
- High proportion of electrode poisons, such as H<sub>2</sub>S

With ATEX, IECEx, CSA C/US, NEPSI, Japan Ex and INMETRO approvals for use in hazardous areas Zone 0, Zone 1 and Zone 2.

#### Your benefits

- Poison-resistant reference with improved ion trap ensures very long service life
- Bridging electrolyte free of silver ions, acrylamide-free
- Integrated NTC 30K temperature sensor for effective temperature compensation
- Suitable for CIP/SIP cleaning, autoclavable

#### Other advantages provided by Memosens technology

- Maximum process safety thanks to non-contact, inductive signal transmission
- Data security thanks to digital data transmission
- Very easy to use as sensor data are saved in the sensor
- Predictive maintenance can be performed by recording sensor load data in the sensor

## Function and system design

### Measuring principle

#### ORP measurement

The ORP potential is a unit of measurement for the state of equilibria between oxidizing and reducing components of a medium. The ORP is measured using a platinum or gold electrode. Similar to pH measurement, an integrated Ag/AgCl reference system is used as a reference electrode.

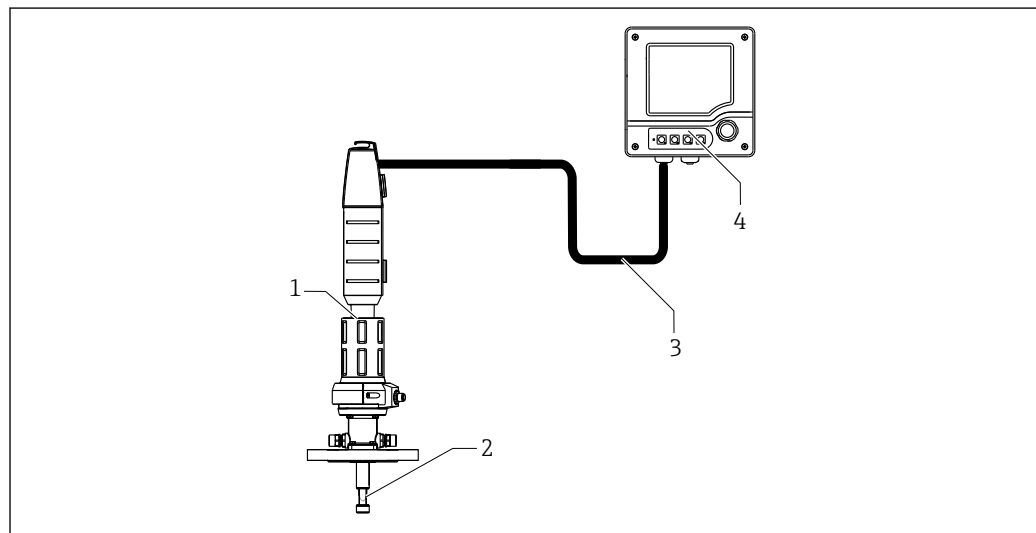
### Measuring system

A complete measuring system comprises:

- ORP sensor CPS72E
- Memosens data cable CYK10 or CYK20
- Transmitter, e.g. Liquiline CM42, CM44x
- Assembly
  - Immersion assembly, e.g. Dipfit CPA111
  - Flow assembly, e.g. Flowfit CPA250
  - Retractable assembly, e.g. Cleanfit CPA871

Additional options are available depending on the application:

Automatic cleaning and calibration system, e.g. Liquiline Control CDC90



A0025757

1 Example of a measuring system for pH measurement

- 1 Retractable assembly Cleanfit CPA871
- 2 ORP sensor CPS72E
- 3 Memosens data cable CYK10
- 4 Liquiline M CM42 two-wire transmitter for hazardous areas

**Communication and data processing**

**Communication with the transmitter**

 Always connect digital sensors with Memosens technology to a transmitter with Memosens technology. Data transmission to a transmitter for analog sensors is not possible.

Digital sensors can store measuring system data in the sensor. These include the following:

- Manufacturer data
  - Serial number
  - Order code
  - Date of manufacture
- Calibration data
  - Calibration date
  - Offset of integrated temperature sensor
  - Offset of ORP measurement
  - Number of calibrations
  - Calibration history
  - Serial number of the transmitter used to perform the last calibration or adjustment
- Operating data
  - Temperature application range
  - ORP application range
  - Date of initial commissioning
  - Maximum temperature value
  - Hours of operation under extreme conditions
  - Number of sterilizations
  - CIP counter

The data listed above can be displayed with Liquiline CM42, CM44x, and Memobase Plus CYZ71D.

**Dependability**

**Reliability**

**Easy handling**

Sensors with Memosens technology have an integrated electronics unit that stores calibration data and other information (e.g. total hours of operation or operating hours under extreme measuring conditions). Once the sensor has been connected, the sensor data are transferred automatically to the transmitter and used to calculate the current measured value. As the calibration data are stored in the sensor, the sensor can be calibrated and adjusted independently of the measuring point. The result:

- Easy calibration in the measuring lab under optimum external conditions increases the quality of the calibration.
- Pre-calibrated sensors can be replaced quickly and easily, resulting in a dramatic increase in the availability of the measuring point.
- Thanks to the availability of the sensor data, maintenance intervals can be accurately defined and predictive maintenance is possible.
- The sensor history can be documented on external data carriers and evaluation programs, e.g. Memobase Plus CYZ71D.
- The saved application data of the sensor can be used to determine the continued use of the sensor in a targeted manner.

**Integrity**

**Data security thanks to digital data transmission**

Memosens technology digitizes the measured values in the sensor and transmits the data to the transmitter via a non-contact connection that is free from potential interference. The result:

- If the sensor fails or there is an interruption in the connection between the sensor and transmitter, this is reliably detected and reported.
- The availability of the measuring point is reliably detected and reported.

## Safety

### Maximum process safety

With inductive transmission of the measured value using a non-contact connection, Memosens guarantees maximum process safety and offers the following benefits:

- All problems caused by moisture are eliminated:
  - No corrosion at the connection
  - Measured values cannot be distorted by moisture
- The transmitter is galvanically decoupled from the medium. Issues concerning "symmetrical high-impedance" or "asymmetry" or the type of impedance converter are a thing of the past.
- Electromagnetic compatibility (EMC) is guaranteed by screening measures for the digital transmission of measured values.
- Intrinsically safe electronics mean operation in hazardous areas is not a problem. Complete flexibility thanks to individual Ex approvals for all components, such as sensors, cables and transmitters.


## Input

### Measured variable

ORP  
Temperature

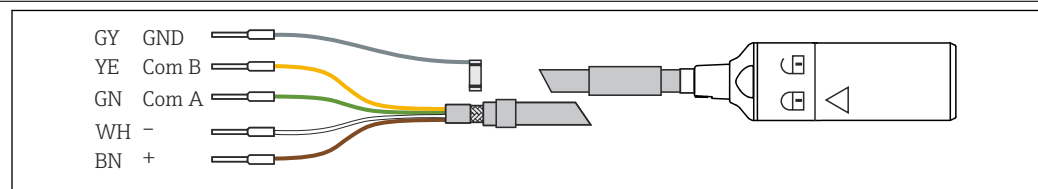
### Measuring range


-1 500 to 1 500 mV

 Pay attention to the operating conditions in the process.


## Power supply

### Electrical connection



 2 Measuring cable CYK10 or CYK20

► Connect the Memosens measuring cable, e.g. CYK10 or CYK20 to the sensor.

 For further information on cable CYK10, see BA00118C

## Performance characteristics

### Reference system

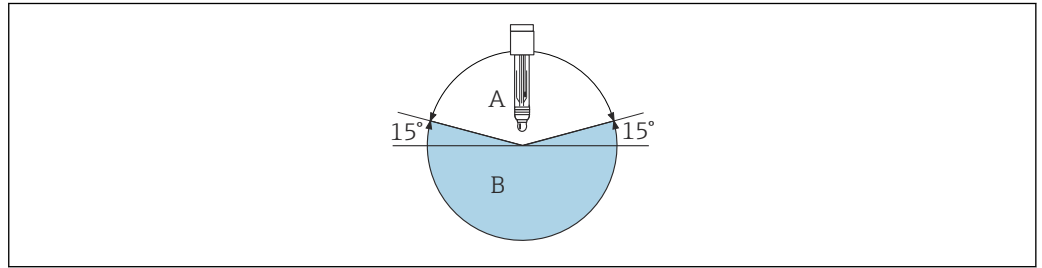
Ag/AgCl reference lead, bridging electrolyte: gel KCl, 3M, AgCl-free, with ion trap

## Installation


### Orientation

- Do not install the sensors upside-down.
- The installation angle from the horizontal must be at least 15°.

An installation angle  $< 15^\circ$  is not permitted, as otherwise the electrolyte may separate from the junction at elevated temperatures. The electrolytic contact is then no longer guaranteed.



A0028039

 3 Installation angle at least  $15^\circ$  from the horizontal

A Permitted orientation  
 B Forbidden orientation

**Installation instructions**

- Before screwing in the sensor, make sure the assembly thread, the O-rings and the sealing surface are clean and undamaged and that the thread runs smoothly.
- Pay attention to the installation instructions provided in the Operating Instructions of the assembly used.
- ▶ Screw in the sensor and tighten by hand with a torque of 3 Nm (2.21 lbf ft) (specifications only apply if installing in Endress+Hauser assemblies).

 For detailed information on removing the moistening cap, see BA01988C

## Environment

**Ambient temperature range**

**NOTICE**

**Risk of damage from frost!**

- ▶ Do not use the sensor at temperatures below .

**Storage temperature**

0 to 50 °C (32 to 122 °F)

**Degree of protection**

IP 68 (10 m (33 ft) water column, 25 °C (77 °F), 45 days, 1 M KCl)

**Electromagnetic compatibility (EMC)**

Interference emission and interference immunity as per:

- EN 61326-1:2013
- EN 61326-2-3:2013
- NAMUR NE21:2017

## Process

**Process temperature range**

0 to 140 °C (32 to 284 °F)

**Process pressure range**

0.8 to 14 bar (11.6 to 203 psi) (absolute)

**CAUTION**

**Pressurization of sensor due to prolonged use under increased process pressure**

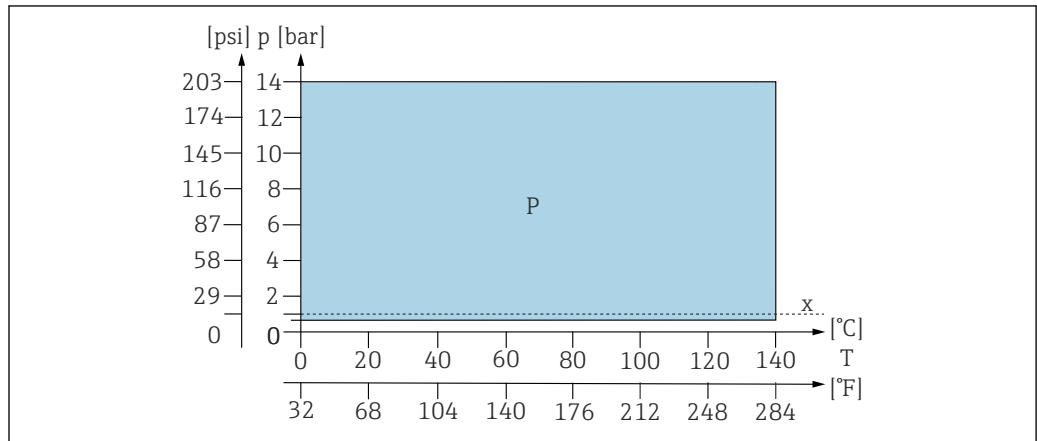
Possibility of sudden rupture and injury from glass splinters!

- ▶ Avoid fast heating of these pressurized sensors if they are used under reduced process pressure or under atmospheric pressure.
- ▶ When handling these sensors, always wear protective goggles and appropriate protective gloves.

**Conductivity**

10  $\mu\text{S}/\text{cm}$  (at atmospheric pressure, without flow) (minimized flow; pressure and temperature must remain constant)

**Pressure/temperature ratings**



A0044973

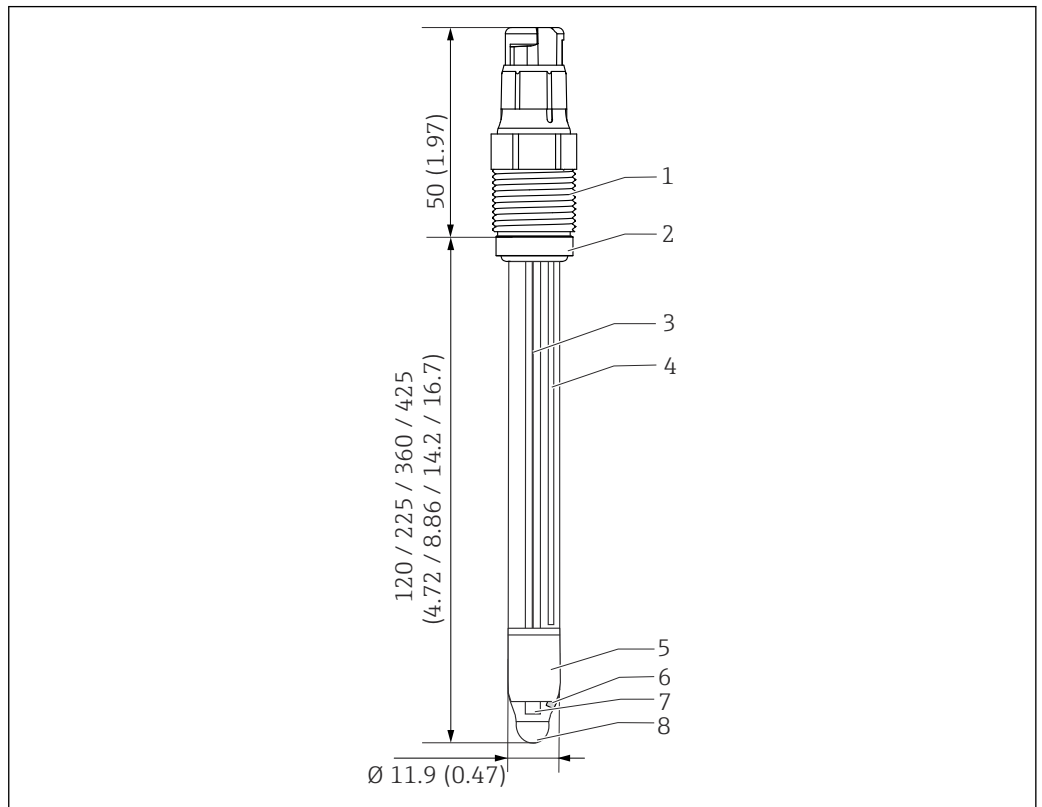
4 Pressure/temperature ratings

P Application P

x Atmospheric pressure

## Mechanical construction

### Design, dimensions



A0045407

5 CPS72E with Memosens plug-in head. Engineering unit: mm (in)

- 1 Memosens plug-in head with process connection
- 2 O-ring with thrust collar
- 3 Internal reference lead
- 4 Ag/AgCl reference lead
- 5 Ion trap
- 6 Ceramic junction
- 7 Temperature sensor
- 8 Platinum cap

Weight	Installed length	120 mm (4.72 in)	225 mm (8.86 in)	360 mm (14.17 in)	425 mm (16.73 in)
	Weight	40 g (1.4 oz)	60 g (2.1 oz)	90 g (3.2 oz)	100 g (3.5 oz)



Materials	Sensor shaft	Glass to suit process
	ORP measuring element	Platinum
	Metal lead	Ag/AgCl
	Open aperture	Ceramic junction, zirconium dioxide
	O-ring	FKM
	Process coupling	PPS fiber-glass reinforced
	Nameplate	Ceramic metal oxide

Temperature sensor	NTC 30K
--------------------	---------

Plug-in head	Memosens plug-in head for digital, non-contact data transmission, pressure resistance 16 bar (232 psi) (relative)
--------------	---


Process connections	Pg 13.5
---------------------	---------

## Certificates and approvals

<b>CE mark</b>	The product meets the requirements of the harmonized European standards. As such, it complies with the legal specifications of the EU directives. The manufacturer confirms successful testing of the product by affixing to it the <b>CE</b> mark.
<b>Ex approval</b>	<p><b>ATEX</b> II 1G Ex ia IIC T3/T4/T6 Ga</p> <p><b>IECEX</b> Ex ia IIC T3/T4/T6 Ga</p> <p><b>NEPSI</b> Ex ia IIC T3/T4/T6 Ga</p> <p><b>CSA C/US</b></p> <ul style="list-style-type: none"> <li>▪ IS Cl. I Div 1, GP A-D Ex ia IIC T3/T4/T6</li> <li>▪ IS Cl. I Zone 0, AEx ia IIC T3/T4/T6</li> </ul> <p><b>Japan Ex</b> Ex ia IIC T3/T4/T6 Ga</p> <p><b>INMETRO</b> Ex ia IIC T3/T4/T6 Ga</p> <p> Hazardous area versions of the digital sensors with Memosens technology are indicated by a red/orange ring on the plug-in head.</p> <p> Pay attention to the instructions for Memosens data cable CYK10 and transmitter CM82.</p>

<b>Additional certification</b>	<p><b>TÜV certificate for Memosens plug-in head</b></p> <p>Pressure resistance 16 bar (232 psi) relative, minimum three times the safety pressure</p> <p><b>EAC</b></p> <p>The product has been certified according to guidelines TP TC 004/2011 and TP TC 020/2011 which apply in the European Economic Area (EEA). The EAC conformity mark is affixed to the product.</p>
---------------------------------	---

## Ordering information

<b>Product page</b>	<a href="http://www.endress.com/cps72e">www.endress.com/cps72e</a>
<b>Product Configurator</b>	<p>On the product page there is a <b>Configure</b> button to the right of the product image.</p> <ol style="list-style-type: none"> <li>1. Click this button. <ul style="list-style-type: none"> <li>↳ The Configurator opens in a separate window.</li> </ul> </li> <li>2. Select all the options to configure the device in line with your requirements. <ul style="list-style-type: none"> <li>↳ In this way, you receive a valid and complete order code for the device.</li> </ul> </li> <li>3. Export the order code as a PDF or Excel file. To do so, click the appropriate button on the right above the selection window.</li> </ol> <p> For many products you also have the option of downloading CAD or 2D drawings of the selected product version. Click the <b>CAD</b> tab for this and select the desired file type using picklists.</p>
<b>Scope of delivery</b>	<p>The delivery comprises:</p> <ul style="list-style-type: none"> <li>▪ Sensor in the version ordered</li> <li>▪ Operating Instructions</li> <li>▪ Safety instructions for the hazardous area (for sensors with Ex approval)</li> </ul>



## Accessories

The following are the most important accessories available at the time this documentation was issued.


- ▶ For accessories not listed here, please contact your Service or Sales Center.

### Device-specific accessories

#### Assemblies

##### Unifit CPA842

- Installation assembly for food, biotechnology and pharmaceuticals
- With EHEDG and 3A certificate
- Product Configurator on the product page: [www.endress.com/cpa842](http://www.endress.com/cpa842)

 Technical Information TI01367C


##### Cleanfit CPA875

- Retractable process assembly for sterile and hygienic applications
- For in-line measurement with standard sensors with 12 mm diameter, e.g. for pH, ORP, oxygen
- Product Configurator on the product page: [www.endress.com/cpa875](http://www.endress.com/cpa875)

 Technical Information TI01168C

##### Dipfit CPA140

- pH/ORP immersion assembly with flange connection for very demanding processes
- Product Configurator on the product page: [www.endress.com/cpa140](http://www.endress.com/cpa140)

 Technical Information TI00178C

##### Cleanfit CPA871

- Flexible process retractable assembly for water, wastewater and the chemical industry
- For applications with standard sensors with 12 mm diameter
- Product Configurator on the product page: [www.endress.com/cpa871](http://www.endress.com/cpa871)

 Technical Information TI01191C

##### Unifit CPA442

- Installation assembly for food, biotechnology and pharmaceuticals
- With EHEDG and 3A certificate
- Product Configurator on the product page: [www.endress.com/cpa442](http://www.endress.com/cpa442)

 Technical Information TI00306C

##### Cleanfit CPA450

- Manual retractable assembly for installing sensors with a diameter of 12 mm and a length of 120 mm in tanks and pipes
- Product Configurator on the product page: [www.endress.com/cpa450](http://www.endress.com/cpa450)

 Technical Information TI00183C

##### Cleanfit CPA473

- Stainless steel process retractable assembly with ball valve shutoff for particularly reliable separation of the medium from the environment
- Product Configurator on the product page: [www.endress.com/cpa473](http://www.endress.com/cpa473)

 Technical Information TI00344C

##### Cleanfit CPA474

- Plastic process retractable assembly with ball valve shutoff for particularly reliable separation of the medium from the environment
- Product Configurator on the product page: [www.endress.com/cpa474](http://www.endress.com/cpa474)

 Technical Information TI00345C

##### Dipfit CPA111

- Immersion and installation assembly made of plastic for open and closed vessels
- Product Configurator on the product page: [www.endress.com/cpa111](http://www.endress.com/cpa111)

 Technical Information TI00112C

**Flowfit CPA240**

- pH/ORP flow assembly for processes with stringent requirements
- Product Configurator on the product page: [www.endress.com/cpa240](http://www.endress.com/cpa240)



Technical Information TI00179C

**Flowfit CPA250**

- Flow assembly for pH/ORP measurement
- Product Configurator on the product page: [www.endress.com/cpa250](http://www.endress.com/cpa250)



Technical Information TI00041C

**Ecofit CPA640**

- Set comprising adapter for 120 mm pH/ORP sensors and sensor cable with TOP68 coupling
- Product Configurator on the product page: [www.endress.com/cpa640](http://www.endress.com/cpa640)



Technical Information TI00246C

**Buffer solutions****ORP buffer solution CPY3**

- 220 mV, pH 7
- 468 mV, pH 0.1

Product Configurator on the product page: [www.endress.com/cpy3](http://www.endress.com/cpy3)**Measuring cable****Memosens data cable CYK10**

- For digital sensors with Memosens technology
- Product Configurator on the product page: [www.endress.com/cyk10](http://www.endress.com/cyk10)



Technical Information TI00118C

**Memosens laboratory cable CYK20**

- For digital sensors with Memosens technology
- Product Configurator on the product page: [www.endress.com/cyk20](http://www.endress.com/cyk20)

---



[www.addresses.endress.com](http://www.addresses.endress.com)

---