

Safety Instructions

Promag P 10

EAC: Zone 2



- BG - Правила за техниката на безопасност за електрически средства за производство във взривоопасни зони. Ако не разбирате езика на това ръководство има възможност да спорьчате при нас едно ръководство, преведено на езика на Вашата страна.
ЕС декларация за съответствие
Производителят Endress+Hauser декларира с това заявление за съответствие и с предявяването на сертификата CE, че този продукт отговаря на изискванията на съответните европейски директиви. Прилаганите директиви, норми и документи са указани в заявлението за съответствие.
- CS - Bezpečnostní pokyny pro elektrické přístroje v místech s nebezpečím výbuchu. Pokud nemáte možnost přečíst si tento návod, můžete si u nás objednat návod přeložený do svého jazyka.
EU prohlášení o shodě
Společnost Endress+Hauser prohlašuje prostřednictvím tohoto prohlášení a použitím značky CE, že tento výrobek vyhovuje příslušným evropským směrnícím. Zmíněné směrnice, normy a dokumenty jsou uvedeny v Prohlášení o shodě.
- DA - Sikkerhedsforskrifter for elektriske apparater certificeret til brug i eksplosionsfarlige områder. Hvis du ikke forstår denne manual, kan en oversat kopi af den på dit eget sprog bestilles fra os.
EU-overensstemmelseserklæring
Med denne overensstemmelseserklæring og tilføjelsen af CE-mærket sikrer producenten Endress+Hauser, at produktet er i overensstemmelse med relevante europæiske direktiver. Dokumentation for overensstemmelsen gives i de anførte direktiver, standarder og dokumenter.
- EL - Οδηγίες ασφαλείας ηλεκτρικών συσκευών για επικίνδυνες για έκρηξη περιοχές. Σε περίπτωση που δεν μπορείτε να διαβάσετε αυτές τις οδηγίες, τότε μπορείτε να παραγγείλετε ένα αντίτυπο μεταφρασμένο στη γλώσσα σας.
Δήλωση συμμόρφωσης ΕΕ
Με αυτή τη δήλωση πιστότητας και την τοποθέτηση του σήματος CE ο κατασκευαστής Endress+Hauser δηλώνει, ότι αυτό το προϊόν συμμορφώνεται με τις ευρωπαϊκές οδηγίες που πρέπει να εφαρμοστούν. Οι οδηγίες, τα πρότυπα και τα έγγραφα που εφαρμόστηκαν αναφέρονται στη δήλωση πιστότητας.
- ES - Instrucciones de seguridad de aparatos eléctricos homologados para su utilización en áreas expuestas a riesgos de deflagración. Si no entiende este manual, puede pedir un ejemplar en su idioma.
Declaración UE de conformidad
Por la presente declaración y la inclusión de la marca CE, el fabricante Endress+Hauser, declara que el producto cumple con las directivas europeas pertinentes. Las directivas, normas y documentos de aplicación se indican en la declaración de conformidad.
- ET - Ohutusjuhised plahvatusohtlikus keskkonnas kasutatavate elektriseadmete kohta. Kui Te ei saa käesolevast juhendist aru, võite meilt tellida Teie riigikeelde tõlgitud juhendi.
EL i vastavusdeklaratsioon
Tootja Endress+Hauser kinnitab juurdelisatud vastavusdeklaratsiooni esitamisega ja CE-märgise kandmisega tootele, et käesolev toode vastab kohaldatavale Euroopa Liidu direktiivide nõuetele. Kohaldatavad direktiivid, standardid ja dokumendid on ära toodud vastavusdeklaratsioonis.
- FI - Turvallisuusohjeita sähkölaitteille, jotka on vahvistettu käytettäväksi räjähdysvaarallisilla alueilla. Jos et ymmärrä tätä käsikirjaa, voit tilata meiltä käännöksen omalla kansallisella kielelläsi.
EU-vaatimustenmukaisuusvakuutus
Valmistaja Endress+Hauser vakuuttaa täällä vaatimustenmukaisuustodistuksella ja CE-merkin kiinnittämisellä, että tämä tuote täyttää sovellettavien EU-direktiivien määräykset. Sovellettavat direktiivit, normit ja dokumentit on merkitty vaatimustenmukaisuustodistukseen.
- HR - Sigurnosni naputci za elektromaterijal u sredini u kojoj prijete opasnost od eksplozije. Ako Vam nije moguće čitati ovaj naputak, onda imate mogućnost da kod nas naručite naputak sastavljen na Vašem materninskom jeziku.
EU izjava o sukladnosti
Dobavljajući Endress+Hauser jamči ovom izjavom i stavljanjem oznake CE da ovaj proizvod udovoljava zahtjevima europskih direktiva koje su na snazi. U izjavi o usuglašenosti se navode direktive, norme i dokumenti koji su na snazi.
- HU - Biztonsági információk robbanásveszélyes területre való elektromos eszközökhöz. Amennyiben nem tudja elolvasni ezt az útmutatót, akkor megrendelheti az Ön anyanyelvére lefordítva is.
EU-megfelelőségi nyilatkozat
Az Endress+Hauser mint gyártó jelen megfeleléségi nyilatkozattal és a CE-jelzés felhelyezésével kijelenti, hogy ez a termék megfelel az alkalmazandó európai irányelveknek. Az alkalmazott irányelvek, szabványok és dokumentumok a megfeleléségi nyilatkozatban fel vannak tüntetve.

- IT - Istruzioni di sicurezza per apparecchiature elettriche certificate per l'utilizzo in aree con pericolo di esplosione. Se il presente manuale non risulta comprensibile potete ordinarne una copia tradotta nella vostra lingua.
Dichiarazione di conformità UE
 Con questa dichiarazione e con l'applicazione del marchio CE, il costruttore Endress+Hauser, assicura che il prodotto è conforme alle direttive europee vigenti. Prova della conformità è fornita dall'osservanza delle direttive, delle norme e dei documenti elencati.
- LT - Elektros įrenginio saugumo nurodymai, susiję su sprogimo zonomis. Jeigu negalite perskaityti šios instrukcijos, kreipkitės į mus, kad užsisakytumėte į jūsų gimtąją kalbą išverstą instrukciją.
ES atitikties deklaracija
 Gamintojas Endress+Hauser šia atitikties deklaracija ir CE ženkliniu patvirtina, kad gaminys atitinka taikytinas ES direktyvas. Taikomos direktyvos, normos ir dokumentai yra pateikiami atitikties deklaracijoje.
- LV - Drošības norādījumi elektrisko darba instrumentu lietošanai apgabalos, kas pakļauti sprādzienbīstamībai. Ja Jums nav iespēju izlasīt šos norādījumus, Jūs varat pasūtīt pie mums tulkojumus Jūsu valsts valodā.
ES atbilstības deklarācija
 Ražotājs Endress+Hauser ar šo atbilstības apliecinājumu un CE zīmola lietojumu apstiprina, ka produkts izgatavots saskaņā ar atbilstošajām Eiropas vadlīnijām. Piemērotās vadlīnijas, normas un dokumenti atrunāti atbilstības apliecinājumā.
- NL - Veiligheidsinstructies voor elektrisch materieel in explosiegevaarlijke omgeving. Wanneer u deze handleiding niet kunt lezen, kunt u een in uw landstaal vertaalde handleiding bij ons bestellen.
EU-conformiteitsverklaring
 De leverancier Endress+Hauser waarborgt met deze verklaring en het aanbrengen van het CE-teken, dat dit product overeenstemt met de geldende Europese richtlijnen. De geldende richtlijnen, normen en documenten zijn aangegeven in de conformiteitsverklaring.
- PL - Wskazówki dot. bezpieczeństwa dla urządzeń elektrycznych stosowanych w obszarze zagrożonym wybuchem. Jeśli niniejsza instrukcja napisana jest w języku, którym się nie posługujesz, możesz zamówić u nas przetłumaczony dokument.
Deklaracja zgodności UE
 Producent Endress+Hauser w niniejszej deklaracji zgodności wraz z nadaniem znaku CE oświadcza, że produkt ten jest zgodny z obowiązującą Europejską Dyrektywą. Zastosowane wytyczne, normy oraz dokumenty podane są w deklaracji zgodności.
- PT - Instruções de segurança para dispositivos eléctricos certificados para utilização em áreas de risco de incêndio. Se não compreender este manual, pode encomendar-nos directamente uma cópia na sua língua.
Declaração UE de conformidade
 Com esta declaração de conformidade e a aplicação da marca CE, o fabricante Endress+Hauser, garante que o produto obedece às directivas europeias a aplicar. As directivas, normas e documentos são apresentadas na declaração de conformidade.
- RO - Indicații de siguranță pentru mijloacele de producție electrice pentru zonele periclitare de explozie. Dacă nu puteți citi aceste instrucțiuni, atunci puteți comanda la noi instrucțiunile traduse în limba țării dumneavoastră.
Declarația UE de conformitate
 Producătorul Endress+Hauser declară prin declarația de conformitate alăturată și prin aplicarea semnelui CE că acest produs corespunde directivelor europene aplicabile. Directivele, normele aplicate și documentele sunt menționate în declarația de conformitate.
- SK - Bezpečnostné pokyny pre elektrické zariadenie prevádzkované v priestoroch s nebezpečenstvom výbuchu. Ak nemáte možnosť prečítať si tento návod, môžete si u nás objednať návod preložený do svojho jazyka.
EÚ vyhlásenie o zhode
 Spoločnosť Endress+Hauser vyhlasuje prostredníctvom tohto vyhlásenia o konformite a použití značky CE, že tento výrobok vyhovuje príslušným európskym smerniciam. Zmieňované smernice, normy a dokumenty sú uvedené vo Vyhlásení o konformite.
- SL - Varnostni napotki glede električne opreme, namenjene za uporabo v eksplozivnih območjih. Če teh navodil ne morete razumeti, lahko pri nas naročite prevod v vaš jezik.
Izjava EU o skladnosti
 Proizvajalec Endress+Hauser s to izjavo o skladnosti in navedbo oznake CE izjavlja, da je ta izdelek skladen s predpisanimi evropskimi smernicami. Upoštewane smernice, standardi in dokumenti so navedeni v izjavi o skladnosti.
- SV - Säkerhetsföreskrifter för elektrisk utrustning certifierad för användning i explosionsfarliga områden. Om du inte förstår denna manual, kan en översatt kopia på ditt eget språk beställas från oss.
EU-försäkran om överensstämmelse
 Endress+Hauser försäkras med vidstående försäkran om överensstämmelse och med CE-märkningen att denna produkt överensstämmer med de tillämpbara europeiska riktlinjerna. De tillämpade riktlinjerna, normerna och dokumenten anges i försäkran om överensstämmelse.

Promag P 10

Table of contents

Associated documentation	6
Manufacturer's certificates	6
Manufacturer address	6
Extended order code	7
Safety instructions: General	9
Safety instructions: Installation	9
Temperature tables	10
Connection values: Signal circuits	16

Associated documentation

For an overview of the scope of the associated Technical Documentation, refer to the following:

- *Device Viewer* (www.endress.com/deviceviewer): Enter serial number from nameplate.
- *Endress+Hauser Operations app*: Enter serial number from nameplate or scan matrix code on nameplate.

This document is an integral part of the following Operating Instructions:

Measuring device	Documentation code	
	HART	Modbus
Promag P 10	BA02069D	BA02072D

Additional documentation

Contents	Document type	Documentation code
Explosion Protection	Brochure	CP00021Z/11

Please note the documentation associated with the device.

Manufacturer's certificates

Flowmeters meet the fundamental health and safety requirements for the design and construction of devices and protective systems intended for use in potentially explosive atmospheres in accordance with TR CU 012/2011.

Certification body

ООО "НАННО ЦСВЭ"

Certificate number

ЕАЭС RU C-CH.AA87.B.00968/22

Affixing the certificate number certifies conformity with the standards (depending on the device version).

- ГОСТ 31610.0-2014 (IEC 60079-0:2011)
- ГОСТ 31610.7-2017 (IEC 60079-7:2015)
- ГОСТ 31610.11-2014 (IEC 60079-11:2011)

Manufacturer address

Endress+Hauser Flowtec AG
35, rue de l'Europe
68700 Cernay
France

Extended order code

The extended order code is indicated on the nameplate, which is affixed to the device in such a way that it is clearly visible. Additional information about the nameplate is provided in the associated Operating Instructions.

Structure of the extended order code

$$\begin{array}{c} \text{* * * * * *} \quad - \quad \text{* * * * * * ... * * * * *} \quad + \quad \text{A*B*C*D*E*F*G*...} \\ \hline \text{(Device type)} \quad \quad \quad \text{(Basic specifications)} \quad \quad \quad \text{(Optional specifications)} \end{array}$$

* = Placeholder
At this position, an option (number or letter) selected from the specification is displayed instead of the placeholders.

Device type

The device and the device design is defined in the "Device type" section (Product root).

Basic specifications

The features that are absolutely essential for the device (mandatory features) are specified in the basic specifications. The number of positions depends on the number of features available. The selected option of a feature can consist of several positions.

Optional specifications

The optional specifications describe additional features for the device (optional features). The number of positions depends on the number of features available. The features have a 2-digit structure to aid identification (e.g. JA). The first digit (ID) stands for the feature group and consists of a number or a letter (e.g. J = Test, Certificate). The second digit constitutes the value that stands for the feature within the group (e.g. A = 3.1 material (wetted parts), inspection certificate).

More detailed information about the device is provided in the following tables. These tables describe the individual positions and IDs in the extended order code which are relevant to hazardous locations.

Device type

Position	Order code for	Option selected	Description
1	Instrument family	5	Electromagnetic flowmeter
2	Sensor	P ¹⁾	Sensor type
3	Transmitter	B	Transmitter type: 4-wire, compact version

Position	Order code for	Option selected	Description
4	Generation index	B	Platform generation
5, 6	Nominal diameter	DN 15 to 600 ²⁾	Nominal diameter of sensor

1) For replacement transmitter only: X

2) For replacement transmitter only: XX

Basic specifications

Position 1, 2 Order Code "Approval; Transmitter + Sensor" Option selected	Position 4, 5 Order Code "Output; Input" Option selected	Type of protection	
		Transmitter	Sensor
BS, GS (compact version)	C, U	2Ex ec ic ic IIB T4...T1 Gc X	2Ex ec ic IIB T4...T1 Gc X
	B, M	2Ex ec ic IIB T4...T1 Gc X	2Ex ec ic IIB T4...T1 Gc X
BS, GS (remote version)	C, U, B, M	2Ex ec ic ic IIB T4 Gc X	2Ex ec ic IIB T4...T1 Gc X

Position	Order code for	Option selected	Description
6	Output, input 1	B	4-20mA HART, Pulse/frequency/switch output
		C	4-20mA HART, Pulse/frequency/switch output Ex i
		M	Modbus RS485, 4-20mA
		U	Modbus RS485, 4-20mA Ex i
7	Display; Operation	A	W/o; via communication
		H	W/o; SmartBlue app
		J	LCD, 2,40"; SmartBlue app
		K	LCD, 2,40"; Touch Screen, SmartBlue app
8	Housing	A	Compact, alu, coated
		P	Remote, alu, coated
17, 18	Device Model	A1	1

Optional specifications

No options specific to hazardous locations are available.

**Safety
instructions:
General**

- Staff must meet the following conditions for mounting, electrical installation, commissioning and maintenance of the device:
 - Be suitably qualified for their role and the tasks they perform
 - Be trained in explosion protection
 - Be familiar with national regulations or guidelines (e.g. ГОСТ IEC 60079-14-2013)
- Install the device according to the manufacturer's instructions and national regulations.
- Do not operate the device outside the specified electrical, thermal and mechanical parameters.
- Only use the device in media to which the wetted materials have sufficient durability.
- Refer to the temperature tables for the relationship between the permitted ambient temperature for the sensor and/or transmitter, depending on the range of application, and the temperature classes.
- Modifications to the device can affect the explosion protection and must be carried out by staff authorized to perform such work by Endress+Hauser.
- Observe all the technical data of the device (see nameplate).
- Attached nameplates must be included in potential equalization.
- Replaced transmitter or sensors shall not be re-used in any other application.

**Safety
instructions:
Installation**

- In potentially explosive atmospheres:
 - Do not disconnect the electrical connection of the power supply circuit when energized.
 - Do not open the connection compartment cover when energized.
- Continuous service temperature of the connecting cable: -40 to +80 °C; in accordance with the range of service temperature taking into account additional influences of the process conditions ($T_{a,min}$ and $T_{a,max} + 20$ K).
- Seal unused entry glands with approved sealing plugs that correspond to the type of protection. The plastic transport sealing plug does not meet this requirement and must therefore be replaced during installation.
- Only use certified cable entries or sealing plugs. The metal sealing plugs supplied meet this requirement.
- Supplied cable glands $M20 \times 1.5$ are only suitable for fixed installation of cables and connections. In the installation, a strain relief must be provided.

- Only use certified cable entries suitable for the application. Observe selection criteria as per GOCT IEC 60079-14-2013.
- When the measuring device is connected, attention must be paid to explosion protection at the transmitter.
- Please note the following if using an RFID TAG:
 - The RFID TAG shall never be exposed to high electromagnetic fields according to GOCT IEC 60079-14-2013.
 - Electrostatic charge shall be avoided. The RFID TAG shall never be used next to strong charge-generating processes.
- Only use certified sealing plugs. The metal sealing plugs supplied meet this requirement.
- Equipment in type of protection 2Ex ec, shall be installed using a transient protection not exceeding 140% of the peak rated voltage value at the power supply terminals and IO terminals.

Intrinsic safety

- The device can be connected to the Endress+Hauser service tool FXA291; pay attention to the Operating Instructions. Connection to the service connector is only permitted if the atmosphere is not a potentially explosive atmosphere.
- Observe the guidelines for interconnecting intrinsically safe circuits (e.g. GOCT IEC 60079-14-2013 , Proof of Intrinsic Safety).
- For display use only battery from Renata type lithium CR1632, 3V.
- The use of the device without a display module is not permitted.

Potential equalization

- Integrate the device into the potential equalization .
- If the ground connection has been established via the pipe as specified, it is also possible to integrate the sensor into the potential equalization system via the pipe.

Temperature tables

Ambient temperature

Minimum ambient temperature

$$T_a = -40\text{ °C}$$

Maximum ambient temperature

$T_a = +60\text{ °C}$ depending on the medium temperature and temperature class.

Transmitter housing

Transmitter housing material	T _{a, max} [°C]		
	T6 [85 °C]	T5 [100 °C]	T4 [135 °C]
Aluminum	-	-	60

Medium temperature*Minimum medium temperature*

T_m = -40 to 0 °C depending on the selected device version (see nameplate!)

Maximum medium temperature

T_m for T4...T1 depending on the maximum ambient temperature T_a

Compact version

Maximum medium temperature with or without thermal insulation according to Endress+Hauser specifications

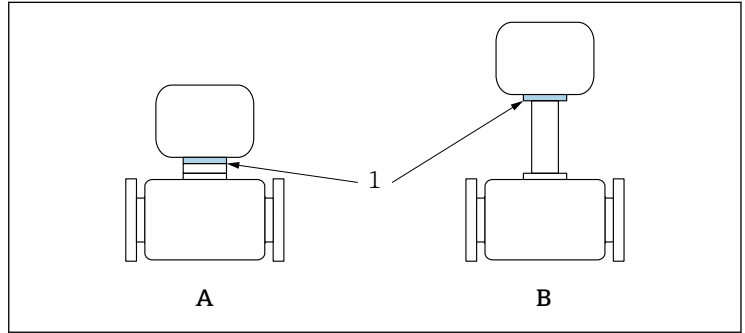
Liner	T _a [°C]	T _m [°C]					
		T6 [85 °C]	T5 [100 °C]	T4 [135 °C]	T3 [200 °C]	T2 [300 °C]	T1 [450 °C]
Without thermal insulation							
PTFE (110 °C)	55	-	-	110	110	110	110
	60	-	-	100	100	100	100
PTFE (130 °C)	55	-	-	130	130	130	130
	60	-	-	100	100	100	100
PFA	40	-	-	-	150	150	150
	55	-	-	130	130	130	130
	60	-	-	100	100	100	100
Extended neck for insulation (Optional specification, ID Cx (Sensor Option) = CG), with or without thermal insulation							
PTFE (110 °C)	55	-	-	110	110	110	110
	60	-	-	100	110	110	110
PTFE (130 °C)	55	-	-	130	130	130	130
	60	-	-	100	130	130	130

Liner	T _a [°C]	T _m [°C]					
		T6 [85 °C]	T5 [100 °C]	T4 [135 °C]	T3 [200 °C]	T2 [300 °C]	T1 [450 °C]
PFA	40	-	-	-	150	150	150
	55	-	-	130	150	150	150
	60	-	-	100	130	130	130

With thermal insulation without Endress+Hauser specifications

The specified reference temperature T_{ref} and the maximum medium temperature $T_{m, max}$ for each temperature class must not be exceeded:

→  11



A0031198

- A Standard version
- B Extended neck for insulation
- 1 Reference point (T_{ref})

Reference temperature T_{ref}

T6 [85 °C]	T5 [100 °C]	T4 [135 °C]	T3 [200 °C]	T2 [300 °C]	T1 [450 °C]
-	-	69	69	69	69

Remote version

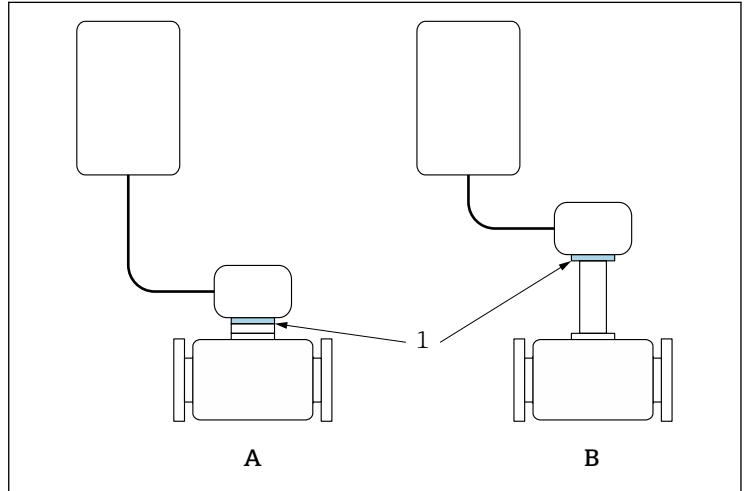
*Maximum medium temperature with or without thermal insulation
according to Endress+Hauser specifications*

Liner	T _a [°C]	T _m [°C]					
		T6 [85 °C]	T5 [100 °C]	T4 [135 °C]	T3 [200 °C]	T2 [300 °C]	T1 [450 °C]
PTFE (110 °C)	60	-	-	110	110	110	110
PTFE (130 °C)	60	-	-	130	130	130	130
PFA	50	-	-	130	150	150	150
	60	-	-	130	130	130	130


With thermal insulation without Endress+Hauser specifications

The specified reference temperature T_{ref} and the maximum medium temperature $T_{m,max}$ for each temperature class must not be exceeded:

→  14



A0031199

 1 Position of reference point for temperature measurement

A Standard version

B Extended neck for insulation

1 Reference point (T_{ref})

Reference temperature T_{ref}

T6 [85 °C]	T5 [100 °C]	T4 [135 °C]	T3 [200 °C]	T2 [300 °C]	T1 [450 °C]
-	-	63	65	70	70

Connection values: Signal circuits

The following tables contain specifications which are dependent on the transmitter type and its input and output assignment. Compare the following specifications with those on the nameplate of the transmitter.

Safety-related values

Order code "Output; input"		Terminal assignment	Safety-related values
Option B	Current output 4 to 20 mA HART (active)	26 (+), 27 (-)	$U_N = 30 V_{DC}$ $U_M = 250 V_{AC}$
	Current output 4 to 20 mA HART (passive)	24 (+), 25 (-)	
	Pulse/frequency/switch output	22 (+), 23 (-)	
Option M	Current output 4 to 20 mA (active)	26 (+), 27 (-)	
	Current output 4 to 20 mA (passive)	24 (+), 25 (-)	
	Modbus RS485	22 (B), 23 (A)	

Intrinsically safe values

Order code "Output; input"		Terminal assignment	Safety-related values
Option C	Current output 4 to 20 mA HART (active)	26 (+), 27 (-)	$U_0 = 22.3 V$ $I_0 = 93 mA$ $P_0 = 520 mW$ $L_0 = 29 mH$ $C_0 = 1400 nF$ $U_i = 6.5 V$ $I_i = 10 mA$ $P_i = 20 mW$
	Current output 4 to 20 mA HART (passive)	24 (+), 25 (-)	$U_i = 30 V$ $I_i = 100 mA$ $P_i = 1.25 W$ $L_i = 0 \mu H$ $C_i = 6 nF$
	Pulse/frequency/switch output	22 (+), 23 (-)	$U_i = 30 V$ $I_i = 100 mA$ $P_i = 1.25 W$ $L_i = 0 \mu H$ $C_i = 10 nF$

Order code "Output; input"		Terminal assignment	Safety-related values
Option U	Current output 4 to 20 mA (active)	26 (+), 27 (-)	$U_0 = 22.3 \text{ V}$ $I_0 = 93 \text{ mA}$ $P_0 = 520 \text{ mW}$ $L_0 = 29 \text{ mH}$ $C_0 = 1400 \text{ nF}$ $U_i = 6.5 \text{ V}$ $I_i = 10 \text{ mA}$ $P_i = 20 \text{ mW}$
	Current output 4 to 20 mA (passive)	24 (+), 25 (-)	$U_i = 30 \text{ V}$ $I_i = 100 \text{ mA}$ $P_i = 1.25 \text{ W}$ $L_i = 0 \text{ } \mu\text{H}$ $C_i = 6 \text{ nF}$
	Modbus RS485	22 (B), 23 (A)	$U_i = 4.2 \text{ V}$ $I_i = \text{N/A}$ $P_i = \text{N/A}$ $L_i = 0 \text{ } \mu\text{H}$ $C_i = 6 \text{ nF}$ $U_0 = 4.2 \text{ V}$ $I_0 = 120 \text{ mA}$ $P_0 = 130 \text{ mW}$ $L_0 = 20 \text{ mH}$ $C_0 = 900 \text{ } \mu\text{F}$ $L_0/R_0 = 2.5 \text{ mH}/\Omega$



71578699

www.addresses.endress.com
