

Safety Instructions

Levelflex FMP50-FMP55

4-20 mA HART

Associated Safety Instructions (XA) on page 4



Levelflex FMP50-FMP55

4-20 mA HART

Table of contents

Associated documentation	4
Zone 0, Zone 1: Compact; 1 channel	5
Zone 0, Zone 1: Compact; 2 channels	6
Zone 1: Compact; 1 channel	7
Zone 1: Compact; 2 channels	15
Zone 0/1, Zone 1: Remote; 1 channel	24
Zone 0/1, Zone 1: Remote; 2 channels	25

Associated documentation

This document is an integral part of the following Safety Instructions:

ATEX, IECEX:
XA00499F/00

UK:
XA02524F/00

NEPSI:
XA00636F/00

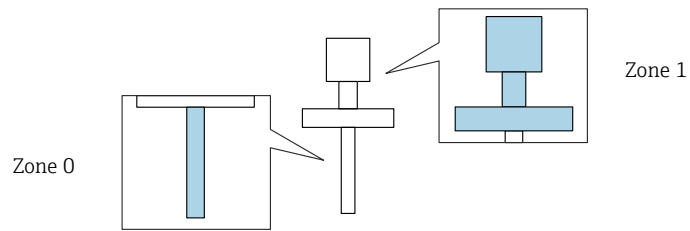
INMETRO:
XA01189F/00

EAC:
XA01382F/00

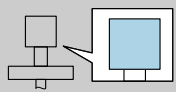
KC:
XA01170F/00

**Zone 0, Zone 1: Compact;
1 channel**

Probe design: compact
Position 3 = A, B, C, K, L: 1 channel used



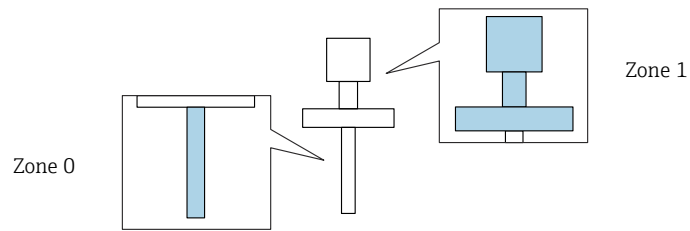
FMP5x

 = B, C	(1)		P1		P2		P3		P4		P5		P6	
			T _p	T _a	T _p	T _a	T _p	T _a	T _p	T _a ¹⁾	T _p	T _a ¹⁾	T _p	T _a
	A, B, C	T6	-20	60	60	60	60	60	60	-40 -50 ²⁾	-20	-40 -50 ²⁾	-	-
	K, L	T6	-20	60	60	60	60	60	60	-40	-20	-40	-	-

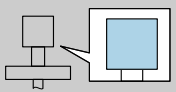
- 1) FMP50, FMP53: without remote sensor = -20 °C
- 2) Only in connection with Optional specification, ID Jx = JN

Zone 0, Zone 1: Compact;
2 channels

Probe design: compact
Position 3 = B, C: 2 channels used



FMP5x

 = B, C	(2)		P1		P2		P3		P4		P5		P6	
			T _p	T _a	T _p	T _a	T _p	T _a	T _p	T _a ¹⁾	T _p	T _a ¹⁾	T _p	T _a
	B, C	T6	-20	60	60	60	60	60	60	-40 -50 ²⁾	-20	-40 -50 ²⁾	-	-

- 1) FMP50, FMP53: without remote sensor = -20 °C
- 2) Only in connection with Optional specification, ID Jx = JN

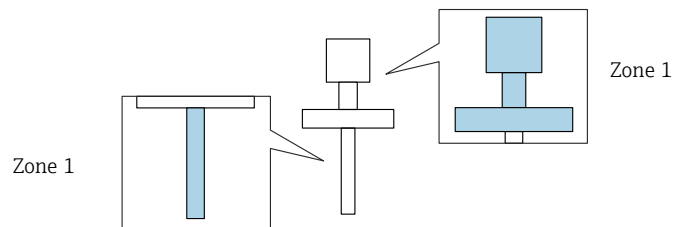
Zone 1: Compact; 1 channel

Probe design: compact

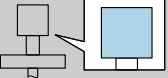
Position 3 = A, B, C, K, L: 1 channel used

Page references to the temperature tables of the respective device types: See the following list.

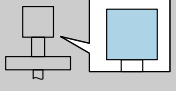
- FMP50 → 7
- FMP51 → 8
- FMP52 → 9
- FMP53 → 10
- FMP54 → 11
- FMP55 → 14



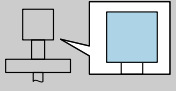
FMP50

 = C	(1)	P1		P2		P3		P4		P5		P6		
		T _p	T _a	T _p	T _a	T _p	T _a	T _p	T _a	T _p	T _a	T _p	T _a	
	A, B, C	T6	-20	60	60	60	80	56	80	-20	-20	-20	-	-
	K, L	T6	-20	60	60	60	80	55	80	-20	-20	-20	-	-

FMP51

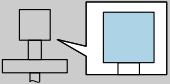
 = B	(1)	P1			P2		P3		P4		P5		P6	
		T _p	T _a		T _p	T _a	T _p	T _a	T _p	T _a	T _p	T _a	T _p	T _a
	A, B, C	T6	-40 -50 ¹⁾	60	60	60	85	51	85	-40 -50 ¹⁾	-40 -50 ¹⁾	-40 -50 ¹⁾	-	-
		T5	-40 -50 ¹⁾	75	75	75	100	66	100	-40 -50 ¹⁾	-40 -50 ¹⁾	-40 -50 ¹⁾	-	-
		T4	-40 -50 ¹⁾	80	80	80	135	67	135	-40 -50 ¹⁾	-40 -50 ¹⁾	-40 -50 ¹⁾	-	-
		T3	-40 -50 ¹⁾	80	80	80	200	48	200	-40 -50 ¹⁾	-40 -50 ¹⁾	-40 -50 ¹⁾	-	-
	K, L	T6	-40	60	60	60	85	51	85	-40	-40	-40	-	-
		T5	-40	75	75	75	100	66	100	-40	-40	-40	-	-
		T4	-40	76	76	76	135	62	135	-40	-40	-40	-	-
		T3	-40	76	76	76	200	46	200	-40	-40	-40	-	-

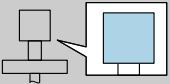
1) Only in connection with Optional specification, ID Jx = JN

 = C	(1)	P1			P2		P3		P4		P5		P6	
		T _p	T _a		T _p	T _a	T _p	T _a	T _p	T _a	T _p	T _a	T _p	T _a
	A, B, C	T6	-40 -50 ¹⁾	60	60	60	85	53	85	-40 -50 ¹⁾	-40 -50 ¹⁾	-40 -50 ¹⁾	-	-
		T5	-40 -50 ¹⁾	75	75	75	100	68	100	-40 -50 ¹⁾	-40 -50 ¹⁾	-40 -50 ¹⁾	-	-
		T4	-40 -50 ¹⁾	80	80	80	135	69	135	-40 -50 ¹⁾	-40 -50 ¹⁾	-40 -50 ¹⁾	-	-
		T3	-40 -50 ¹⁾	80	80	80	200	56	200	-40 -50 ¹⁾	-40 -50 ¹⁾	-40 -50 ¹⁾	-	-
	K, L	T6	-40	60	60	60	85	53	85	-40	-40	-40	-	-
		T5	-40	75	75	75	100	68	100	-40	-40	-40	-	-
		T4	-40	76	76	76	135	64	135	-40	-40	-40	-	-
		T3	-40	76	76	76	200	51	200	-40	-40	-40	-	-

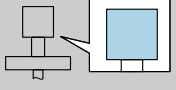
1) Only in connection with Optional specification, ID Jx = JN

FMP52

 = B	(1)	P1		P2		P3		P4		P5		P6		
		T _p	T _a	T _p	T _a	T _p	T _a	T _p	T _a	T _p	T _a	T _p	T _a	
	A, B, C	T6	-50	60	60	60	85	52	85	-40	-40	-40	-50	-37
		T5	-50	75	75	75	100	67	100	-40	-40	-40	-50	-37
		T4	-50	80	80	80	135	68	135	-40	-40	-40	-50	-37
		T3	-50	80	80	80	200	52	200	-40	-40	-40	-50	-37
	K, L	T6	-50	60	60	60	85	52	85	-40	-40	-40	-50	-37
		T5	-50	75	75	75	100	67	100	-40	-40	-40	-50	-37
		T4	-50	76	76	76	135	63	135	-40	-40	-40	-50	-37
		T3	-50	76	76	76	200	48	200	-40	-40	-40	-50	-37

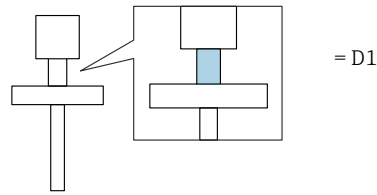
 = C	(1)	P1		P2		P3		P4		P5		P6		
		T _p	T _a	T _p	T _a	T _p	T _a	T _p	T _a	T _p	T _a	T _p	T _a	
	A, B, C	T6	-50	60	60	60	85	54	85	-40	-40	-40	-50	-37
		T5	-50	75	75	75	100	69	100	-40	-40	-40	-50	-37
		T4	-50	80	80	80	135	70	135	-40	-40	-40	-50	-37
		T3	-50	80	80	80	200	58	200	-40	-40	-40	-50	-37
	K, L	T6	-50	60	60	60	85	54	85	-40	-40	-40	-50	-37
		T5	-50	75	75	75	100	69	100	-40	-40	-40	-50	-37
		T4	-50	76	76	76	135	65	135	-40	-40	-40	-50	-37
		T3	-50	76	76	76	200	53	200	-40	-40	-40	-50	-37

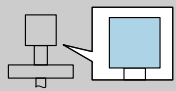
FMP53

 = C	(1)	P1		P2		P3		P4		P5		P6		
		T _p	T _a	T _p	T _a	T _p	T _a	T _p	T _a	T _p	T _a	T _p	T _a	
	A, B, C	T6	-20	60	60	60	85	54	85	-20	-20	-20	-	-
		T5	-20	75	75	75	100	69	100	-20	-20	-20	-	-
		T4	-20	80	80	80	135	69	135	-20	-20	-20	-	-
		T3 ¹⁾	-20	80	80	80	150	66	150	-20	-20	-20	-	-
	K, L	T6	-20	60	60	60	85	54	85	-20	-20	-20	-	-
		T5	-20	75	75	75	100	69	100	-20	-20	-20	-	-
		T4	-20	76	76	76	135	64	135	-20	-20	-20	-	-
		T3 ¹⁾	-20	76	76	76	150	61	150	-20	-20	-20	-	-

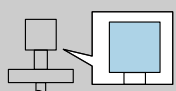
1) Functional: Maximum permissible process temperature

FMP54



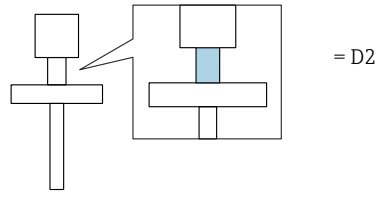
 = B	(1)	P1		P2		P3		P4		P5		P6		
		T _p	T _a	T _p	T _a	T _p	T _a	T _p	T _a	T _p	T _a	T _p	T _a	
	A, B, C	T6	-196	60	60	60	85	56	85	-40 -50 ¹⁾	-40 -50 ¹⁾	-40 -50 ¹⁾	-196	-16 -27 ¹⁾
		T5	-196	75	75	75	100	71	100	-40 -50 ¹⁾	-40 -50 ¹⁾	-40 -50 ¹⁾	-196	-16 -27 ¹⁾
		T4	-196	80	80	80	135	73	135	-40 -50 ¹⁾	-40 -50 ¹⁾	-40 -50 ¹⁾	-196	-16 -27 ¹⁾
		T3	-196	80	80	80	200	64	200	-40 -50 ¹⁾	-40 -50 ¹⁾	-40 -50 ¹⁾	-196	-16 -27 ¹⁾
		T2 ²⁾	-196	80	80	80	280	53	280	-40 -50 ¹⁾	-40 -50 ¹⁾	-40 -50 ¹⁾	-196	-16 -27 ¹⁾
	K, L	T6	-196	60	60	60	85	56	85	-40	-40	-40	-196	-16
		T5	-196	75	75	75	100	71	100	-40	-40	-40	-196	-16
		T4	-196	76	76	76	135	68	135	-40	-40	-40	-196	-16
		T3	-196	76	76	76	200	60	200	-40	-40	-40	-196	-16
		T2 ²⁾	-196	76	76	76	280	49	280	-40	-40	-40	-196	-16

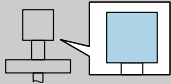
- 1) Only in connection with Optional specification, ID Jx = JN
- 2) Functional: Maximum permissible process temperature

 = C	(1)	P1		P2		P3		P4		P5		P6		
		T _p	T _a	T _p	T _a	T _p	T _a	T _p	T _a	T _p	T _a	T _p	T _a	
	A, B, C	T6	-196	60	60	60	85	57	85	-40 -50 ¹⁾	-40 -50 ¹⁾	-40 -50 ¹⁾	-196	-23 -34 ¹⁾
		T5	-196	75	75	75	100	72	100	-40 -50 ¹⁾	-40 -50 ¹⁾	-40 -50 ¹⁾	-196	-23 -34 ¹⁾
		T4	-196	80	80	80	135	75	135	-40 -50 ¹⁾	-40 -50 ¹⁾	-40 -50 ¹⁾	-196	-23 -34 ¹⁾
		T3	-196	80	80	80	200	68	200	-40 -50 ¹⁾	-40 -50 ¹⁾	-40 -50 ¹⁾	-196	-23 -34 ¹⁾
		T2 ²⁾	-196	80	80	80	280	60	280	-40 -50 ¹⁾	-40 -50 ¹⁾	-40 -50 ¹⁾	-196	-23 -34 ¹⁾
	K, L	T6	-196	60	60	60	85	57	85	-40	-40	-40	-196	-23
		T5	-196	75	75	75	100	72	100	-40	-40	-40	-196	-23
		T4	-196	76	76	76	135	70	135	-40	-40	-40	-196	-23
		T3	-196	76	76	76	200	64	200	-40	-40	-40	-196	-23
		T2 ²⁾	-196	76	76	76	280	56	280	-40	-40	-40	-196	-23

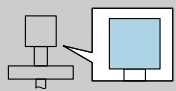
- 1) Only in connection with Optional specification, ID Jx = JN
- 2) Functional: Maximum permissible process temperature

FMP54



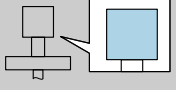
 = B	(1)	P1		P2		P3		P4		P5		P6		
		T _p	T _a	T _p	T _a	T _p	T _a	T _p	T _a	T _p	T _a	T _p	T _a	
	A, B, C	T6	-196	60	60	60	85	57	85	-40 -50 ¹⁾	-40 -50 ¹⁾	-40 -50 ¹⁾	-196	-26 -37 ¹⁾
		T5	-196	75	75	75	100	72	100	-40 -50 ¹⁾	-40 -50 ¹⁾	-40 -50 ¹⁾	-196	-26 -37 ¹⁾
		T4	-196	80	80	80	135	76	135	-40 -50 ¹⁾	-40 -50 ¹⁾	-40 -50 ¹⁾	-196	-26 -37 ¹⁾
		T3	-196	80	80	80	200	71	200	-40 -50 ¹⁾	-40 -50 ¹⁾	-40 -50 ¹⁾	-196	-26 -37 ¹⁾
		T2	-196	80	80	80	300	63	300	-40 -50 ¹⁾	-40 -50 ¹⁾	-40 -50 ¹⁾	-196	-26 -37 ¹⁾
		T1	-196	80	80	80	450	52	450	-40 -50 ¹⁾	-40 -50 ¹⁾	-40 -50 ¹⁾	-196	-26 -37 ¹⁾
	K, L	T6	-196	60	60	60	85	57	85	-40	-40	-40	-196	-26
		T5	-196	75	75	75	100	72	100	-40	-40	-40	-196	-26
		T4	-196	76	76	76	135	72	135	-40	-40	-40	-196	-26
		T3	-196	76	76	76	200	67	200	-40	-40	-40	-196	-26
		T2	-196	76	76	76	300	59	300	-40	-40	-40	-196	-26
		T1	-196	76	76	76	450	48	450	-40	-40	-40	-196	-26

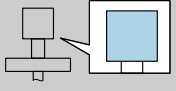
1) Only in connection with Optional specification, ID Jx = JN

	(1)	P1		P2		P3		P4		P5		P6		
		T _p	T _a	T _p	T _a	T _p	T _a	T _p	T _a	T _p	T _a	T _p	T _a	
	A, B, C	T6	-196	60	60	60	85	58	85	-40 -50 ¹⁾	-40 -50 ¹⁾	-40 -50 ¹⁾	-196	-27 -37 ¹⁾
		T5	-196	75	75	75	100	73	100	-40 -50 ¹⁾	-40 -50 ¹⁾	-40 -50 ¹⁾	-196	-27 -37 ¹⁾
		T4	-196	80	80	80	135	76	135	-40 -50 ¹⁾	-40 -50 ¹⁾	-40 -50 ¹⁾	-196	-27 -37 ¹⁾
		T3	-196	80	80	80	200	72	200	-40 -50 ¹⁾	-40 -50 ¹⁾	-40 -50 ¹⁾	-196	-27 -37 ¹⁾
		T2	-196	80	80	80	300	65	300	-40 -50 ¹⁾	-40 -50 ¹⁾	-40 -50 ¹⁾	-196	-27 -37 ¹⁾
		T1	-196	80	80	80	450	54	450	-40 -50 ¹⁾	-40 -50 ¹⁾	-40 -50 ¹⁾	-196	-27 -37 ¹⁾
	K, L	T6	-196	60	60	60	85	58	85	-40	-40	-40	-196	-27
		T5	-196	75	75	75	100	73	100	-40	-40	-40	-196	-27
		T4	-196	76	76	76	135	72	135	-40	-40	-40	-196	-27
		T3	-196	76	76	76	200	67	200	-40	-40	-40	-196	-27
		T2	-196	76	76	76	300	60	300	-40	-40	-40	-196	-27
		T1	-196	76	76	76	450	50	450	-40	-40	-40	-196	-27

1) Only in connection with Optional specification, ID Jx = JN

FMP55

 = B	(1)	P1		P2		P3		P4		P5		P6		
		T _p	T _a	T _p	T _a	T _p	T _a	T _p	T _a	T _p	T _a	T _p	T _a	
	A, B, C	T6	-50	60	60	60	85	52	85	-40	-40	-40	-50	-37
		T5	-50	75	75	75	100	67	100	-40	-40	-40	-50	-37
		T4	-50	80	80	80	135	68	135	-40	-40	-40	-50	-37
		T3	-50	80	80	80	200	52	200	-40	-40	-40	-50	-37
	K, L	T6	-50	60	60	60	85	52	85	-40	-40	-40	-50	-37
		T5	-50	75	75	75	100	67	100	-40	-40	-40	-50	-37
		T4	-50	76	76	76	135	63	135	-40	-40	-40	-50	-37
		T3	-50	76	76	76	200	48	200	-40	-40	-40	-50	-37

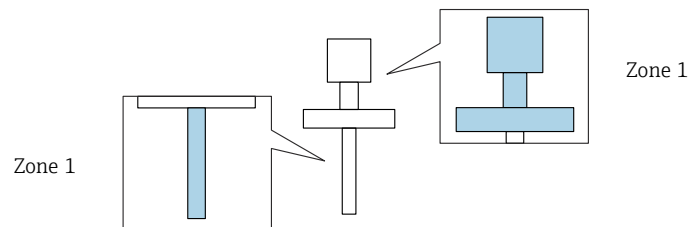
 = C	(1)	P1		P2		P3		P4		P5		P6		
		T _p	T _a	T _p	T _a	T _p	T _a	T _p	T _a	T _p	T _a	T _p	T _a	
	A, B, C	T6	-50	60	60	60	85	54	85	-40	-40	-40	-50	-37
		T5	-50	75	75	75	100	69	100	-40	-40	-40	-50	-37
		T4	-50	80	80	80	135	69	135	-40	-40	-40	-50	-37
		T3	-50	80	80	80	200	56	200	-40	-40	-40	-50	-37
	K, L	T6	-50	60	60	60	85	54	85	-40	-40	-40	-50	-37
		T5	-50	75	75	75	100	69	100	-40	-40	-40	-50	-37
		T4	-50	76	76	76	135	64	135	-40	-40	-40	-50	-37
		T3	-50	76	76	76	200	52	200	-40	-40	-40	-50	-37

Zone 1: Compact; 2 channels

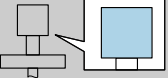
Probe design: compact
 Position 3 = B, C: 2 channels used

Page references to the temperature tables of the respective device types: See the following list.

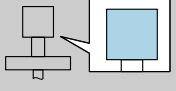
- FMP50 → 15
- FMP51 → 16
- FMP52 → 17
- FMP53 → 18
- FMP54 → 19
- FMP55 → 23



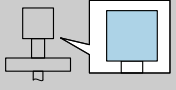
FMP50

 = C	(2)	T6	P1		P2		P3		P4		P5		P6	
			T _p	T _a	T _p	T _a	T _p	T _a	T _p	T _a	T _p	T _a	T _p	T _a
	B, C	T6	-20	60	60	60	80	56	80	-20	-20	-20	-	-

FMP51

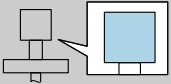
 = B	(2)	P1		P2		P3		P4		P5		P6		
		T _p	T _a	T _p	T _a	T _p	T _a	T _p	T _a	T _p	T _a	T _p	T _a	
	B	T6	-40 -50 ¹⁾	60	60	60	85	52	85	-40 -50 ¹⁾	-40 -50 ¹⁾	-40 -50 ¹⁾	-	-
		T5	-40 -50 ¹⁾	75	75	75	100	67	100	-40 -50 ¹⁾	-40 -50 ¹⁾	-40 -50 ¹⁾	-	-
		T4	-40 -50 ¹⁾	75	75	75	135	60	135	-40 -50 ¹⁾	-40 -50 ¹⁾	-40 -50 ¹⁾	-	-
		T3	-40 -50 ¹⁾	75	75	75	200	45	200	-40 -50 ¹⁾	-40 -50 ¹⁾	-40 -50 ¹⁾	-	-
	C	T6	-40 -50 ¹⁾	60	60	60	85	51	85	-40 -50 ¹⁾	-40 -50 ¹⁾	-40 -50 ¹⁾	-	-
		T5	-40 -50 ¹⁾	75	75	75	100	66	100	-40 -50 ¹⁾	-40 -50 ¹⁾	-40 -50 ¹⁾	-	-
		T4	-40 -50 ¹⁾	78	78	78	135	64	135	-40 -50 ¹⁾	-40 -50 ¹⁾	-40 -50 ¹⁾	-	-
		T3	-40 -50 ¹⁾	78	78	78	200	48	200	-40 -50 ¹⁾	-40 -50 ¹⁾	-40 -50 ¹⁾	-	-

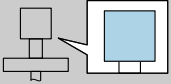
1) Only in connection with Optional specification, ID Jx = JN

 = C	(2)	P1		P2		P3		P4		P5		P6		
		T _p	T _a	T _p	T _a	T _p	T _a	T _p	T _a	T _p	T _a	T _p	T _a	
	B	T6	-40 -50 ¹⁾	60	60	60	85	54	85	-40 -50 ¹⁾	-40 -50 ¹⁾	-40 -50 ¹⁾	-	-
		T5	-40 -50 ¹⁾	75	75	75	100	69	100	-40 -50 ¹⁾	-40 -50 ¹⁾	-40 -50 ¹⁾	-	-
		T4	-40 -50 ¹⁾	75	75	75	135	63	135	-40 -50 ¹⁾	-40 -50 ¹⁾	-40 -50 ¹⁾	-	-
		T3	-40 -50 ¹⁾	75	75	75	200	50	200	-40 -50 ¹⁾	-40 -50 ¹⁾	-40 -50 ¹⁾	-	-
	C	T6	-40 -50 ¹⁾	60	60	60	85	53	85	-40 -50 ¹⁾	-40 -50 ¹⁾	-40 -50 ¹⁾	-	-
		T5	-40 -50 ¹⁾	75	75	75	100	68	100	-40 -50 ¹⁾	-40 -50 ¹⁾	-40 -50 ¹⁾	-	-
		T4	-40 -50 ¹⁾	78	78	78	135	66	135	-40 -50 ¹⁾	-40 -50 ¹⁾	-40 -50 ¹⁾	-	-
		T3	-40 -50 ¹⁾	78	78	78	200	53	200	-40 -50 ¹⁾	-40 -50 ¹⁾	-40 -50 ¹⁾	-	-

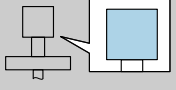
1) Only in connection with Optional specification, ID Jx = JN

FMP52

 = B	(2)	P1		P2		P3		P4		P5		P6		
		T _p	T _a	T _p	T _a	T _p	T _a	T _p	T _a	T _p	T _a	T _p	T _a	
	B	T6	-50	60	60	60	85	53	85	-40	-40	-40	-50	-37
		T5	-50	75	75	75	100	68	100	-40	-40	-40	-50	-37
		T4	-50	75	75	75	135	61	135	-40	-40	-40	-50	-37
		T3	-50	75	75	75	200	47	200	-40	-40	-40	-50	-37
	C	T6	-50	60	60	60	85	52	85	-40	-40	-40	-50	-37
		T5	-50	75	75	75	100	67	100	-40	-40	-40	-50	-37
		T4	-50	78	78	78	135	65	135	-40	-40	-40	-50	-37
		T3	-50	78	78	78	200	50	200	-40	-40	-40	-50	-37

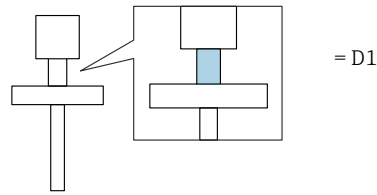
 = C	(2)	P1		P2		P3		P4		P5		P6		
		T _p	T _a	T _p	T _a	T _p	T _a	T _p	T _a	T _p	T _a	T _p	T _a	
	B	T6	-50	60	60	60	85	55	85	-40	-40	-40	-50	-38
		T5	-50	75	75	75	100	70	100	-40	-40	-40	-50	-38
		T4	-50	75	75	75	135	64	135	-40	-40	-40	-50	-38
		T3	-50	75	75	75	200	52	200	-40	-40	-40	-50	-38
	C	T6	-50	60	60	60	85	54	85	-40	-40	-40	-50	-37
		T5	-50	75	75	75	100	69	100	-40	-40	-40	-50	-37
		T4	-50	78	78	78	135	67	135	-40	-40	-40	-50	-37
		T3	-50	78	78	78	200	55	200	-40	-40	-40	-50	-37

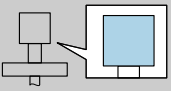
FMP53

 = C	(2)	P1		P2		P3		P4		P5		P6		
		T _p	T _a	T _p	T _a	T _p	T _a	T _p	T _a	T _p	T _a	T _p	T _a	
	B	T6	-20	60	60	60	85	54	85	-20	-20	-20	-	-
		T5	-20	75	75	75	100	69	100	-20	-20	-20	-	-
		T4	-20	75	75	75	135	63	135	-20	-20	-20	-	-
		T3 ¹⁾	-20	75	75	75	150	59	150	-20	-20	-20	-	-
	C	T6	-20	60	60	60	85	54	85	-20	-20	-20	-	-
		T5	-20	75	75	75	100	69	100	-20	-20	-20	-	-
		T4	-20	78	78	78	135	66	135	-20	-20	-20	-	-
		T3 ¹⁾	-20	78	78	78	150	63	150	-20	-20	-20	-	-

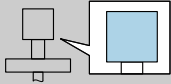
1) Functional: Maximum permissible process temperature

FMP54



 = B	(2)	P1		P2		P3		P4		P5		P6		
		T _p	T _a	T _p	T _a	T _p	T _a	T _p	T _a	T _p	T _a	T _p	T _a	
	B	T6	-196	60	60	60	85	56	85	-40 -50 ¹⁾	-40 -50 ¹⁾	-40 -50 ¹⁾	-196	-16 -27 ¹⁾
		T5	-196	75	75	75	100	71	100	-40 -50 ¹⁾	-40 -50 ¹⁾	-40 -50 ¹⁾	-196	-16 -27 ¹⁾
		T4	-196	75	75	75	135	67	135	-40 -50 ¹⁾	-40 -50 ¹⁾	-40 -50 ¹⁾	-196	-16 -27 ¹⁾
		T3	-196	75	75	75	200	58	200	-40 -50 ¹⁾	-40 -50 ¹⁾	-40 -50 ¹⁾	-196	-16 -27 ¹⁾
		T2 ²⁾	-196	75	75	75	280	48	280	-40 -50 ¹⁾	-40 -50 ¹⁾	-40 -50 ¹⁾	-196	-16 -27 ¹⁾
	C	T6	-196	60	60	60	85	56	85	-40 -50 ¹⁾	-40 -50 ¹⁾	-40 -50 ¹⁾	-196	-16 -27 ¹⁾
		T5	-196	75	75	75	100	71	100	-40 -50 ¹⁾	-40 -50 ¹⁾	-40 -50 ¹⁾	-196	-16 -27 ¹⁾
		T4	-196	78	78	78	135	70	135	-40 -50 ¹⁾	-40 -50 ¹⁾	-40 -50 ¹⁾	-196	-16 -27 ¹⁾
		T3	-196	78	78	78	200	61	200	-40 -50 ¹⁾	-40 -50 ¹⁾	-40 -50 ¹⁾	-196	-16 -27 ¹⁾
		T2 ²⁾	-196	78	78	78	280	51	280	-40 -50 ¹⁾	-40 -50 ¹⁾	-40 -50 ¹⁾	-196	-16 -27 ¹⁾

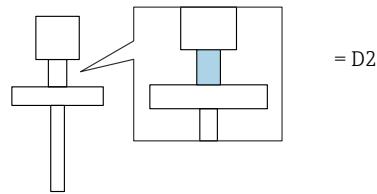
- 1) Only in connection with Optional specification, ID Jx = JN
- 2) Functional: Maximum permissible process temperature

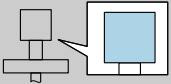
 = C	(2)	P1		P2		P3		P4		P5		P6		
		T _p	T _a	T _p	T _a	T _p	T _a	T _p	T _a	T _p	T _a	T _p	T _a	
	B	T6	-196	60	60	60	85	57	85	-40 -50 ¹⁾	-40 -50 ¹⁾	-40 -50 ¹⁾	-196	-23 -34 ¹⁾
		T5	-196	75	75	75	100	72	100	-40 -50 ¹⁾	-40 -50 ¹⁾	-40 -50 ¹⁾	-196	-23 -34 ¹⁾
		T4	-196	75	75	75	135	69	135	-40 -50 ¹⁾	-40 -50 ¹⁾	-40 -50 ¹⁾	-196	-23 -34 ¹⁾
		T3	-196	75	75	75	200	63	200	-40 -50 ¹⁾	-40 -50 ¹⁾	-40 -50 ¹⁾	-196	-23 -34 ¹⁾
		T2 ²⁾	-196	75	75	75	280	55	280	-40 -50 ¹⁾	-40 -50 ¹⁾	-40 -50 ¹⁾	-196	-23 -34 ¹⁾
	C	T6	-196	60	60	60	85	57	85	-40 -50 ¹⁾	-40 -50 ¹⁾	-40 -50 ¹⁾	-196	-23 -34 ¹⁾
		T5	-196	75	75	75	100	72	100	-40 -50 ¹⁾	-40 -50 ¹⁾	-40 -50 ¹⁾	-196	-23 -34 ¹⁾
		T4	-196	78	78	78	135	72	135	-40 -50 ¹⁾	-40 -50 ¹⁾	-40 -50 ¹⁾	-196	-23 -34 ¹⁾
		T3	-196	78	78	78	200	65	200	-40 -50 ¹⁾	-40 -50 ¹⁾	-40 -50 ¹⁾	-196	-23 -34 ¹⁾
		T2 ²⁾	-196	78	78	78	280	57	280	-40 -50 ¹⁾	-40 -50 ¹⁾	-40 -50 ¹⁾	-196	-23 -34 ¹⁾

1) Only in connection with Optional specification, ID Jx = JN

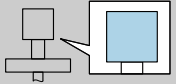
2) Functional: Maximum permissible process temperature

FMP54



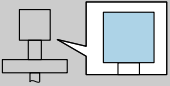
 = B	(2)	P1		P2		P3		P4		P5		P6		
		T _p	T _a	T _p	T _a	T _p	T _a	T _p	T _a	T _p	T _a	T _p	T _a	
	B	T6	-196	60	60	60	85	58	85	-40 -50 ¹⁾	-40 -50 ¹⁾	-40 -50 ¹⁾	-196	-27 -37 ¹⁾
		T5	-196	75	75	75	100	73	100	-40 -50 ¹⁾	-40 -50 ¹⁾	-40 -50 ¹⁾	-196	-27 -37 ¹⁾
		T4	-196	75	75	75	135	70	135	-40 -50 ¹⁾	-40 -50 ¹⁾	-40 -50 ¹⁾	-196	-27 -37 ¹⁾
		T3	-196	75	75	75	200	66	200	-40 -50 ¹⁾	-40 -50 ¹⁾	-40 -50 ¹⁾	-196	-27 -37 ¹⁾
		T2	-196	75	75	75	300	58	300	-40 -50 ¹⁾	-40 -50 ¹⁾	-40 -50 ¹⁾	-196	-27 -37 ¹⁾
		T1	-196	75	75	75	450	47	450	-40 -50 ¹⁾	-40 -50 ¹⁾	-40 -50 ¹⁾	-196	-27 -37 ¹⁾
	C	T6	-196	60	60	60	85	57	85	-40 -50 ¹⁾	-40 -50 ¹⁾	-40 -50 ¹⁾	-196	-26 -37 ¹⁾
		T5	-196	75	75	75	100	72	100	-40 -50 ¹⁾	-40 -50 ¹⁾	-40 -50 ¹⁾	-196	-26 -37 ¹⁾
		T4	-196	78	78	78	135	73	135	-40 -50 ¹⁾	-40 -50 ¹⁾	-40 -50 ¹⁾	-196	-26 -37 ¹⁾
		T3	-196	78	78	78	200	68	200	-40 -50 ¹⁾	-40 -50 ¹⁾	-40 -50 ¹⁾	-196	-26 -37 ¹⁾
		T2	-196	78	78	78	300	61	300	-40 -50 ¹⁾	-40 -50 ¹⁾	-40 -50 ¹⁾	-196	-26 -37 ¹⁾
		T1	-196	78	78	78	450	49	450	-40 -50 ¹⁾	-40 -50 ¹⁾	-40 -50 ¹⁾	-196	-26 -37 ¹⁾

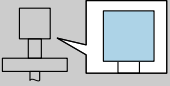
1) Only in connection with Optional specification, ID Jx = JN

 = C	(2)		P1		P2		P3		P4		P5		P6	
			T _p	T _a	T _p	T _a	T _p	T _a	T _p	T _a	T _p	T _a	T _p	T _a
	B	T6	-196	60	60	60	85	58	85	-40 -50 ¹⁾	-40 -50 ¹⁾	-40 -50 ¹⁾	-196	-28 -37 ¹⁾
		T5	-196	75	75	75	100	73	100	-40 -50 ¹⁾	-40 -50 ¹⁾	-40 -50 ¹⁾	-196	-28 -37 ¹⁾
		T4	-196	75	75	75	135	71	135	-40 -50 ¹⁾	-40 -50 ¹⁾	-40 -50 ¹⁾	-196	-28 -37 ¹⁾
		T3	-196	75	75	75	200	66	200	-40 -50 ¹⁾	-40 -50 ¹⁾	-40 -50 ¹⁾	-196	-28 -37 ¹⁾
		T2	-196	75	75	75	300	59	300	-40 -50 ¹⁾	-40 -50 ¹⁾	-40 -50 ¹⁾	-196	-28 -37 ¹⁾
		T1	-196	75	75	75	450	49	450	-40 -50 ¹⁾	-40 -50 ¹⁾	-40 -50 ¹⁾	-196	-28 -37 ¹⁾
	C	T6	-196	60	60	60	85	58	85	-40 -50 ¹⁾	-40 -50 ¹⁾	-40 -50 ¹⁾	-196	-27 -37 ¹⁾
		T5	-196	75	75	75	100	73	100	-40 -50 ¹⁾	-40 -50 ¹⁾	-40 -50 ¹⁾	-196	-27 -37 ¹⁾
		T4	-196	78	78	78	135	74	135	-40 -50 ¹⁾	-40 -50 ¹⁾	-40 -50 ¹⁾	-196	-27 -37 ¹⁾
		T3	-196	78	78	78	200	69	200	-40 -50 ¹⁾	-40 -50 ¹⁾	-40 -50 ¹⁾	-196	-27 -37 ¹⁾
		T2	-196	78	78	78	300	62	300	-40 -50 ¹⁾	-40 -50 ¹⁾	-40 -50 ¹⁾	-196	-27 -37 ¹⁾
		T1	-196	78	78	78	450	51	450	-40 -50 ¹⁾	-40 -50 ¹⁾	-40 -50 ¹⁾	-196	-27 -37 ¹⁾

1) Only in connection with Optional specification, ID Jx = JN

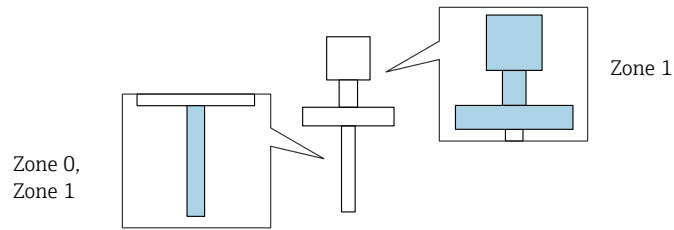
FMP55

 = B	(2)	P1		P2		P3		P4		P5		P6		
		T _p	T _a	T _p	T _a	T _p	T _a	T _p	T _a	T _p	T _a	T _p	T _a	
	B	T6	-50	60	60	60	85	54	85	-40	-40	-40	-50	-37
		T5	-50	75	75	75	100	69	100	-40	-40	-40	-50	-37
		T4	-50	75	75	75	135	62	135	-40	-40	-40	-50	-37
		T3	-50	75	75	75	200	48	200	-40	-40	-40	-50	-37
	C	T6	-50	60	60	60	85	52	85	-40	-40	-40	-50	-37
		T5	-50	75	75	75	100	67	100	-40	-40	-40	-50	-37
		T4	-50	78	78	78	135	65	135	-40	-40	-40	-50	-37
		T3	-50	78	78	78	200	50	200	-40	-40	-40	-50	-37

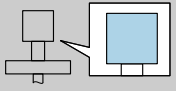
 = C	(2)	P1		P2		P3		P4		P5		P6		
		T _p	T _a	T _p	T _a	T _p	T _a	T _p	T _a	T _p	T _a	T _p	T _a	
	B	T6	-50	60	60	60	85	55	85	-40	-40	-40	-50	-38
		T5	-50	75	75	75	100	70	100	-40	-40	-40	-50	-38
		T4	-50	75	75	75	135	63	135	-40	-40	-40	-50	-38
		T3	-50	75	75	75	200	50	200	-40	-40	-40	-50	-38
	C	T6	-50	60	60	60	85	54	85	-40	-40	-40	-50	-37
		T5	-50	75	75	75	100	69	100	-40	-40	-40	-50	-37
		T4	-50	78	78	78	135	66	135	-40	-40	-40	-50	-37
		T3	-50	78	78	78	200	54	200	-40	-40	-40	-50	-37

Zone 0/1, Zone 1: Remote;
1 channel

Probe design: remote
Position 3 = A, B, C, K, L: 1 channel used
Optional specification, ID Mx = MB, MC, MD



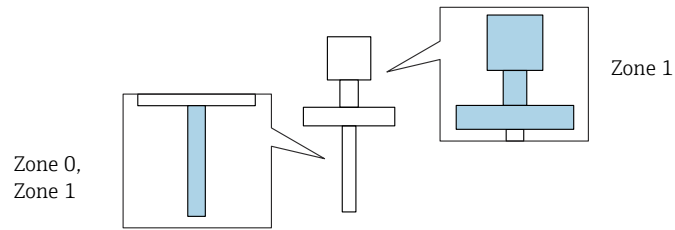
FMP5x

 = B, C	(1)	P1		P2		P3		P4		P5		P6	
		$T_p^{1)}$	T_a	$T_p^{1)}$	T_a	$T_p^{1)}$	T_a	$T_p^{1)}$	T_a	$T_p^{1)}$	T_a	$T_p^{1)}$	T_a
A, B, C	T6	-	60	-	60	-	60	-	-40	-	-40	-	-
K, L	T6	-	60	-	60	-	60	-	-40	-	-40	-	-

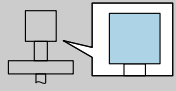
1) T_p = dependent on the sensor

**Zone 0/1, Zone 1: Remote;
2 channels**

Probe design: remote
Position 3 = B, C: 2 channels used
Optional specification, ID Mx = MB, MC, MD



FMP5x

 = B, C	(2)	P1		P2		P3		P4		P5		P6		
		$T_p^{1)}$	T_a	$T_p^{1)}$	T_a	$T_p^{1)}$	T_a	$T_p^{1)}$	T_a	$T_p^{1)}$	T_a	$T_p^{1)}$	T_a	
	B, C	T6	-	60	-	60	-	60	-	-40	-	-40	-	-

1) T_p = dependent on the sensor





71587747

www.addresses.endress.com
