



EU Type Examination Certificate CML 20ATEX2305X Issue 1

- 1 Equipment intended for use in Potentially Explosive Atmospheres Directive 2014/34/EU
- 2 Equipment **Prothermo NMT81 Converter, Temperature and Water Level Transmitter**
- 3 Manufacturer **Endress+Hauser Yamanashi Co., Ltd.**
- 4 Address **862-1 Mitsukunugi Sakaigawa-cho
Fuefuki-shi
406-0846 Yamanashi
Japan**
- 5 The equipment is specified in the description of this certificate and the documents to which it refers.
- 6 CML B.V., Chamber of Commerce No 6738671, Koopvaardijweg 32, 4906CV Oosterhout, The Netherlands, Notified Body Number 2776, in accordance with Article 17 of Directive 2014/34/EU of the European Parliament and of the Council, dated 26 February 2014, certifies that this equipment has been found to comply with the Essential Health and Safety Requirements relating to the design and construction of equipment intended for use in potentially explosive atmospheres given in Annex II to the Directive.

The examination and test results are recorded in the confidential reports listed in Section 12.
- 7 If an 'X' suffix appears after the certificate number, it indicates that the equipment is subject to conditions of safe use (affecting correct installation or safe use). These are specified in Section 14.
- 8 This EU Type Examination certificate relates only to the design and construction of the specified equipment or component. Further requirements of Directive 2014/34/EU Article 13 apply to the manufacture of the equipment or component and are separately certified.
- 9 Compliance with the Essential Health and Safety Requirements, with the exception of those listed in the confidential report, has been demonstrated through compliance with the following documents:

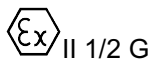
EN IEC 60079-0:2018

EN 60079-11:2012

EN 60079-26:2015

- 10 The equipment shall be marked with the following:

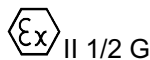
**Average Temperature
Probe + Converter:**



II 1/2 G
Ex ia IIC T6 Ga/Gb

Ta = -40 °C to +60 °C

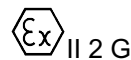
**Average Temperature
Probe + Water Bottom
Sensor + Converter:**



II 1/2 G
Ex ia IIB T6 Ga/Gb

Ta = -40 °C to +60 °C

Converter (only):



II 2 G
Ex ia IIC T6 Gb

Ta = -40 °C to +60 °C



This certificate shall only be copied
in its entirety and without change

www.CMLEx.com

A Snowden

A Snowden
Certification Manager



CML 20ATEX2305X
Issue 1

11 Description

The Prothermo NMT81 is a tank measurement and converter device. It can be configured as an average temperature measuring device for liquid in a tank and/or a level measuring device for water at the tank bottom (eg level of water/oil interface at bottom of an oil tank). In addition, the Prothermo NMT81 can be supplied as a converter only.

The Prothermo NMT81 uses the Model HA37 aluminium enclosure or stainless-steel version HS37 for the converter and contains the electronics, display and terminal unit.

The temperature sensor is enclosed within a flexible tube which either attaches directly to a boundary wall flange or to an adjuster pipe with an adjustable clamp which passes through the flange enabling the height of the sensor to be adjusted. The electronic module (SEHT) for the temperature sensor is housed in a stainless steel enclosure attached to the base of the main HA37/HS37 enclosure.

The water bottom level sensor is a capacitive sensor which attaches to the lower end of the temperature sensor flexible tube. The electronic module (SEHW) for the level sensor is housed in stainless steel enclosure at the top of the level sensor.

The sensor(s) in the tank are EPL Ga and the head unit (enclosure and converter) is installed external to the tank and is EPL Gb.

The equipment has the following safety description:

Average Temperature Probe + Converter:

Ui	=	30 V
Ii	=	300 mA
Pi	=	1 W
Ci	=	10 nF
Li	=	0 mH

Average Temperature Probe + Water Bottom Sensor + Converter:

Ui	=	30 V
Ii	=	300 mA
Pi	=	1 W
Ci	=	10 nF
Li	=	0 mH

Converter (only):

Ui	=	30 V	Uo	=	6.0 V
Ii	=	300 mA	Io	=	32.4 mA
Pi	=	1 W	Po	=	48.7 mW
Ci	=	10 nF	Co	=	30 μ F (for Lo = 0)
Li	=	0 mH	Lo	=	7.5 mH (for Co=0)



CML 20ATEX2305X
Issue 1

Variation 1

This variation introduced the following modifications:

- i. New process temperature range for standard temperature version only.
- ii. Minor change to description.
- iii. Change to Output parameters.

12 Certificate history and evaluation reports

Issue	Date	Associated report	Notes
0	16 Jul 2021	R13295A/00	Issue of Prime Certificate
1	22 Dec 2022	R15587A/00	Introduction of Variation 1

Note: Drawings that describe the equipment or component are listed in the Annex.

13 Conditions of Manufacture

The following conditions are required of the manufacturing process for compliance with the certification.

- i. Where the product incorporates certified parts or safety critical components, the manufacturer of the product defined on this certificate shall continually monitor these parts/components for any modifications introduced by the manufacturer(s) of these constituent parts. If the manufacturer of any constituent part introduces any changes which affect the compliance of the certified product that is the subject of this certificate, the manufacturer is required to have this certificate updated.

14 Specific Conditions of Use (Special Conditions)

The following conditions relate to safe installation and/or use of the equipment.

- i. The apparatus is not capable of withstanding the 500V insulation test required by Clause 6.3.13 of EN 60079-11:2012. This must be taken into account when installing the equipment.
- ii. The following ambient temperatures and process temperatures shall be observed,

Temperature Only			
Temperature specification	T- Class	T ambient	T Process
Standard	T6	$-40^{\circ}\text{C} \leq T_a \leq 60^{\circ}\text{C}$	$-40^{\circ}\text{C} \leq T_p \leq 100^{\circ}\text{C}$
	T4	$-40^{\circ}\text{C} \leq T_a \leq 70^{\circ}\text{C}$	$-40^{\circ}\text{C} \leq T_p \leq 100^{\circ}\text{C}$
High Temp	T4	$-40^{\circ}\text{C} \leq T_a \leq 70^{\circ}\text{C}$	$-55^{\circ}\text{C} \leq T_p \leq 125^{\circ}\text{C}$
	T3	$-40^{\circ}\text{C} \leq T_a \leq 70^{\circ}\text{C}$	$-55^{\circ}\text{C} \leq T_p \leq 190^{\circ}\text{C}$
	T2	$-40^{\circ}\text{C} \leq T_a \leq 70^{\circ}\text{C}$	$-55^{\circ}\text{C} \leq T_p \leq 235^{\circ}\text{C}$
Low Temp	T6	$-40^{\circ}\text{C} \leq T_a \leq 60^{\circ}\text{C}$	$-196^{\circ}\text{C} \leq T_p \leq 100^{\circ}\text{C}$
	T4	$-40^{\circ}\text{C} \leq T_a \leq 70^{\circ}\text{C}$	$-196^{\circ}\text{C} \leq T_p \leq 100^{\circ}\text{C}$



CML 20ATEX2305X
Issue 1

Temperature + Water bottom sensor			
Temperature specification	T- Class	T ambient	T Process
Standard	T6	$-40^{\circ}\text{C} \leq T_a \leq 60^{\circ}\text{C}$	$-40^{\circ}\text{C} \leq T_p \leq 70^{\circ}\text{C}$
	T4	$-40^{\circ}\text{C} \leq T_a \leq 70^{\circ}\text{C}$	$-40^{\circ}\text{C} \leq T_p \leq 75^{\circ}\text{C}$

Converter Only			
Temperature specification	T- Class	T ambient	T Process
-	T6	$-40^{\circ}\text{C} \leq T_a \leq 60^{\circ}\text{C}$	T_p^*

*T process varies depending on the specification of the sensor.