

# Safety Instructions

## Proline Promass 300

INMETRO: Zone 0/1  
Zone 1  
Zone 21





# Proline Promass 300

## Table of contents

|   |    |
|---|----|
| Associated documentation .....                    | 4  |
| Certificates and declarations .....               | 5  |
| Certificate holder .....                          | 5  |
| Extended order code .....                         | 5  |
| Safety instructions: General .....                | 9  |
| Safety instructions: Installation .....           | 10 |
| Safety instructions: Zone 0 .....                 | 12 |
| Safety instructions: Zone 21 .....                | 13 |
| Temperature tables .....                          | 13 |
| Explosion hazards arising from gas and dust ..... | 24 |
| Connection values: Signal circuits .....          | 26 |

**Associated documentation**

For an overview of the scope of the associated Technical Documentation, refer to the following:

- *Device Viewer* ([www.endress.com/deviceviewer](http://www.endress.com/deviceviewer)): Enter serial number from nameplate.
- *Endress+Hauser Operations app*: Enter serial number from nameplate or scan matrix code on nameplate.

To commission the device, please observe the Operating Instructions pertaining to the device:

| Measuring device     | Documentation code |                     |             |             |
|----------------------|--------------------|---------------------|-------------|-------------|
|                      | HART               | FOUNDATION Fieldbus | PROFIBUS PA | PROFIBUS DP |
| Promass A 300 (8A3B) | BA01482D           | BA01515D            | BA01504D    | –           |
| Promass A 300 (8A3C) | BA01816D           | BA01843D            | BA01841D    | BA01857D    |
| Promass E 300        | BA01484D           | BA01517D            | BA01506D    | BA01855D    |
| Promass F 300        | BA01485D           | BA01518D            | BA01507D    | BA01850D    |
| Promass H 300        | BA01486D           | BA01519D            | BA01508D    | BA01858D    |
| Promass I 300        | BA01487D           | BA01520D            | BA01509D    | BA01859D    |
| Promass O 300        | BA01488D           | BA01521D            | BA01510D    | BA01860D    |
| Promass P 300        | BA01489D           | BA01522D            | BA01511D    | BA01861D    |
| Promass Q 300        | BA01490D           | BA01523D            | BA01512D    | BA01862D    |
| Promass S 300        | BA01491D           | BA01524D            | BA01513D    | BA01863D    |
| Promass X 300        | BA01492D           | BA01525D            | BA01514D    | BA01864D    |

| Measuring device     | Documentation code |             |          |
|----------------------|--------------------|-------------|----------|
|                      | Modbus RS485       | EtherNet/IP | PROFINET |
| Promass A 300 (8A3B) | BA01493D           | BA01699D    | BA01736D |
| Promass A 300 (8A3C) | BA01884D           | BA01842D    | BA01840D |
| Promass E 300        | BA01495D           | BA01727D    | BA01738D |
| Promass F 300        | BA01496D           | BA01728D    | BA01739D |
| Promass H 300        | BA01497D           | BA01729D    | BA01740D |
| Promass I 300        | BA01498D           | BA01730D    | BA01741D |
| Promass O 300        | BA01499D           | BA01731D    | BA01742D |
| Promass P 300        | BA01500D           | BA01732D    | BA01743D |
| Promass Q 300        | BA01501D           | BA01733D    | BA01744D |
| Promass S 300        | BA01502D           | BA01734D    | BA01745D |
| Promass X 300        | BA01503D           | BA01735D    | BA01746D |

*Additional documentation*

| Contents                                      | Document type                       | Documentation code |
|---|-------------------------------------|--------------------|
| Remote display and operating module<br>DKX001 | Special documentation               | SD01763D           |
|   | Safety Instructions<br>Ex ia, Ex tb | XA01500D           |
| Explosion Protection                          | Brochure                            | CP00021Z/11        |
| Ethernet-APL Installation Drawing             | Installation Drawing                | HE_01622           |

**Certificates and declarations****Declaration of conformity**

INMETRO CERTIFICADO DE CONFORMIDADE

**Certificate of Conformity**

Certificate number:

- TÜV 19.1341X
- TÜV 23.0040X
- TÜV 23.0041X
- TÜV 23.0042X

Affixing the certificate number certifies conformity with the standards under [www.abnt.org.br](http://www.abnt.org.br) (depending on the device version).

- ABNT NBR IEC 60079-0: 2020
- ABNT NBR IEC 60079-1: 2016
- ABNT NBR IEC 60079-7: 2018
- ABNT NBR IEC 60079-11: 2013
- ABNT NBR IEC 60079-26: 2016
- ABNT NBR IEC 60079-31: 2014

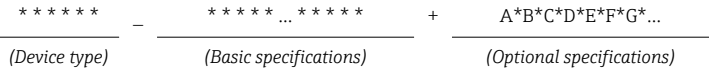
**Certificate holder**

Endress+Hauser Flowtec AG  
Kägenstrasse 7  
4153 Reinach BL  
Switzerland

**Extended order code**

The extended order code is indicated on the nameplate, which is affixed to the device in such a way that it is clearly visible. Additional information about the nameplate is provided in the associated Operating Instructions.

## Structure of the extended order code



\* = Placeholder  
 At this position, an option (number or letter) selected from the specification is displayed instead of the placeholders.

### Device type

The device and the device design is defined in the "Device type" section (Product root).

### Basic specifications

The features that are absolutely essential for the device (mandatory features) are specified in the basic specifications. The number of positions depends on the number of features available. The selected option of a feature can consist of several positions.

### Optional specifications

The optional specifications describe additional features for the device (optional features). The number of positions depends on the number of features available. The features have a 2-digit structure to aid identification (e.g. JA). The first digit (ID) stands for the feature group and consists of a number or a letter (e.g. J = Test, Certificate). The second digit constitutes the value that stands for the feature within the group (e.g. A = 3.1 material (wetted parts), inspection certificate).

More detailed information about the device is provided in the following tables. These tables describe the individual positions and IDs in the extended order code which are relevant to hazardous locations.

## Device type

| Position | Order code for    | Option selected                                      | Description                                  |
|----------|-------------------|--|--|
| 1        | Instrument family | 8  | Coriolis flowmeter                           |
| 2        | Sensor            | A, E, F, H, I, O, P, Q, S, X <sup>1)</sup>           | Sensor type                                  |
| 3        | Transmitter       | 3  | Transmitter type:<br>4-wire, compact version |
| 4        | Generation index  | B, C   | Platform generation                          |
| 5, 6     | Nominal diameter  | Examples:<br>02, 04, 40, 50, 1H, 3E <sup>2) 3)</sup> | Nominal diameter of sensor                   |

- 1) For replacement transmitter only: X
- 2) For the exact specification of the nominal diameter, see nameplate
- 3) For replacement transmitter only: XX

### Basic specifications

| Position 1, 2<br>Order code for<br>"Approval"<br>Option selected | Position 4, 5<br>Order code for "Output, input<br>1"<br>Option selected | Type of protection  |   |
|--|---|---|---|
|  |   | Transmitter   | Sensor  |
| MA   | BA, BB, GA, LA, MA, MB, NA,<br>RA, RB, SA                               | Ex db eb ia IIB T6...T1 Ga/Gb <sup>1)</sup><br>Ex tb IIIC T** °C Db                 | Ex ia IIB T6...T1 Ga/Gb <sup>1)</sup><br>Ex tb IIIC T** °C Db |
|  | CA, CC, HA, MC, RC, TA  | Ex db eb ia [ia Ga] IIB T6...T1 Ga/Gb <sup>1)</sup><br>Ex tb [ia Da] IIIC T** °C Db |   |
| MB   | BA, BB, GA, LA, MA, MB, NA,<br>RA, RB, SA                               | Ex db eb ia IIC T6...T1 Ga/Gb <sup>1)</sup><br>Ex tb IIIC T** °C Db                 | Ex ia IIC T6...T1 Ga/Gb <sup>1)</sup><br>Ex tb IIIC T** °C Db |
|  | CA, CC, HA, MC, RC, TA  | Ex db eb ia [ia Ga] IIC T6...T1 Ga/Gb <sup>1)</sup><br>Ex tb [ia Da] IIIC T** °C Db |   |
| MC   | BA, BB, GA, LA, MA, MB, NA,<br>RA, RB, SA                               | Ex db ia IIB T6...T1 Ga/Gb <sup>1)</sup><br>Ex tb IIIC T** °C Db                    | Ex ia IIB T6...T1 Ga/Gb <sup>1)</sup><br>Ex tb IIIC T** °C Db |
|  | CA, CC, HA, MC, RC, TA  | Ex db ia [ia Ga] IIB T6...T1 Ga/Gb <sup>1)</sup><br>Ex tb [ia Da] IIIC T** °C Db    |   |
| MD   | BA, BB, GA, LA, MA, MB, NA,<br>RA, RB, SA                               | Ex db ia IIC T6...T1 Ga/Gb <sup>1)</sup><br>Ex tb IIIC T** °C Db                    | Ex ia IIC T6...T1 Ga/Gb <sup>1)</sup><br>Ex tb IIIC T** °C Db |
|  | CA, CC, HA, MC, RC, TA  | Ex db ia [ia Ga] IIC T6...T1 Ga/Gb <sup>1)</sup><br>Ex tb [ia Da] IIIC T** °C Db    |   |

- 1) Sensors Promass A DN 1, Promass H DN 8 to 50, Promass I DN 8 to 80 are only suitable for equipment protection level EPL Gb.

| Position | Order code for  | Option selected | Description                          |
|----------|-----------------|-----------------|--------------------------------------|
| 4, 5     | Output, input 1 | BA              | 4-20mA HART                          |
|          |                 | CA              | 4-20mA HART Ex-i passive             |
|          |                 | CC              | 4-20mA HART Ex-i active              |
|          |                 | GA              | PROFIBUS PA                          |
|          |                 | HA              | PROFIBUS PA Ex-i                     |
|          |                 | LA              | PROFIBUS DP                          |
|          |                 | MA              | Modbus RS485                         |
|          |                 | MB              | Modbus TCP with Ethernet-APL         |
|          |                 | MC              | Modbus TCP with Ethernet-APL Ex i    |
|          |                 | NA              | EtherNet/IP 2-port switch integrated |
|          |                 | RA              | PROFINET IO 2-port switch integrated |
|          |                 | RB              | PROFINET with Ethernet-APL           |
|          |                 | RC              | PROFINET with Ethernet-APL Ex i      |

| Position | Order code for                           | Option selected | Description   |
|----------|--|-----------------|---|
|          |  | SA              | FOUNDATION Fieldbus   |
|          |  | TA              | FOUNDATION Fieldbus Ex-i  |
| 6        | Output, input 2                          | A               | W/o   |
|          |  | B               | 4-20mA  |
|          |  | C               | 4-20mA Ex-i passive   |
|          |  | D               | Configurable I/O initial setting off  |
|          |  | E               | Pulse/frequency/switch output   |
|          |  | F               | Pulse output, phase-shifted   |
|          |  | G               | Pulse/frequency/switch output Ex-i passive  |
|          |  | H               | Relay   |
|          |  | I               | 4-20mA input  |
|          |  | J               | Status input  |
| 7        | Output, input 3                          | A               | W/o   |
|          |  | B               | 4-20mA  |
|          |  | C               | 4-20mA Ex-i passive   |
|          |  | D               | Configurable I/O initial setting off  |
|          |  | E               | Pulse/frequency/switch output   |
|          |  | F               | Pulse output, phase-shifted   |
|          |  | G               | Pulse/frequency/switch output Ex-i passive  |
|          |  | H               | Relay   |
|          |  | I               | 4-20mA input  |
|          |  | J               | Status input  |
| 8        | Display; Operation                       | A               | W/o; via communication  |
|          |  | F               | 4-line, illuminated; touch control  |
|          |  | G               | 4-line, illuminated; touch control + WLAN   |
|          |  | M               | W/o; prepared for remote display DKX001 <sup>1)</sup>   |
|          |  | O               | Separate, with remote display DKX001 <sup>1)</sup> , 4-line, illuminated; 10 m / 30 ft cable; touch control |
| 9        | Housing                                  | A               | Alu, coated   |
|          |  | L               | Cast, stainless   |
| 11, 12   | Meas. Tube Mat.,<br>Wetted Parts Surface | LA              | Stainl. steel, cryogenic -196°C/-320°F  |



| Position | Order code for | Option selected | Description |
|----------|----------------|-----------------|-------------|
| 17, 18   | Device Model   | A1              | 1           |
|          |                | A2              | 2           |

1) DKX001 is separately approved.

### Optional specifications

| ID | Order code for       | Option selected | Description   |
|----|----------------------|-----------------|---|
| Cx | Sensor option        | CA              | Rupture disk  |
| Cx | Sensor option        | CH              | Purge connection  |
| Jx | Test, certificate    | JP              | Ambient temperature measuring device -50 °C                       |
| Px | Enclosed accessories | P8              | Wireless antenna, wide area (external WLAN antenna) <sup>1)</sup> |

1) The external WLAN antenna is available with the order code for "Accessory Enclosed", option P8.

### Safety instructions: General

- Staff must meet the following conditions for mounting, electrical installation, commissioning and maintenance of the device:
  - Be suitably qualified for their role and the tasks they perform
  - Be trained in explosion protection
  - Be familiar with national regulations or guidelines (e.g. ABNT NBR IEC 60079-14)
- Install the device according to the manufacturer's instructions and national regulations.
- Do not operate the device outside the specified electrical, thermal and mechanical parameters.
- Only use the device in media to which the wetted materials have sufficient durability.
- Refer to the temperature tables for the relationship between the permitted ambient temperature for the sensor and/or transmitter, depending on the range of application, and the temperature classes.
- Alterations to the device can affect the explosion protection and must be carried out by staff authorized to perform such work by Endress+Hauser.
- When using in hybrid mixtures (gas and dust occurring simultaneously), observe additional measures for explosion protection.

- Open the housing cover of the transmitter housing in explosion protection Ex db only if one of the following conditions is met:
  - An explosive atmosphere is not present.
  - A waiting time of 10 minutes is observed after switching off the power supply.  
The following warning notice is on the device:  
Atenção - Aguardar 10 minutos após desenergização antes de abrir o invólucro do transmissor em tipo de proteção Ex d.
- In devices with damaged Ex d threads:
  - Use in hazardous areas is not permitted.
  - Repair of Ex d threads is not permitted.
- Observe all the technical data of the device (see nameplate).

## Safety instructions: Installation

- Continuous service temperature of the connecting cable: -40 to +80 °C (-50 to +80 °C for optional specifications, ID Jx (Test, Certificate) = JP); in accordance with the range of service temperature taking into account additional influences of the process conditions ( $T_{a,min}$  and  $T_{a,max} + 20$  K).
- Only use certified cable entries suitable for the application. Observe selection criteria as per ABNT NBR IEC 60079-14.
- The following applies when connecting the transmitter with a connection compartment in Ex db:
 

Only use separately certified cables and wire entries (Ex db IIC) which are suitable for operating temperatures up to 85 °C and for IP 66/67. If using conduit entries, the associated sealing mechanisms must be mounted directly on the housing.

Plastic sealing plugs act as transport protection and have to be replaced by suitable, individually approved installation material. The mounted metal thread extensions and blind plugs are tested and certified as part of the housing for type of protection Ex db IIC. The thread extension or the blind plug labeled as follows for identification purposes:


  - Md: M20 x 1,5
  - d: NPT ½"
  - Gd: G ½"

- The following applies when connecting the transmitter with a connection compartment in Ex eb:  
Only use separately certified cable and wire entries and sealing plugs (Ex eb IIC) which are suitable for operating temperatures up to 85 °C and for IP 66/67. The cables must be routed such that they are securely seated, and sufficient strain relief must be ensured. The mounted metal thread extensions and blind plugs supplied are tested and certified as part of the housing for type of protection Ex eb IIC. Plastic sealing plugs act as transport protection and have to be replaced by suitable, individually approved installation material. Supplied cable glands are separately certified and marked as components and meet device specification requirements.
- When the measuring device is connected, attention must be paid to explosion protection at the transmitter.
- Turning the transmitter housing
  - Loosen both hexagon socket screws until the transmitter housing can be turned.
  - Turn transmitter housing to desired position (mechanically limited); if necessary turn 270° in other direction.
  - Tighten both hexagon socket screws with a maximum of 7 Nm.
- In potentially explosive atmospheres:
  - Do not disconnect the electrical connection of the power supply circuit when energized.
  - Do not open the connection compartment cover when energized.
- When connecting through a conduit entry approved for this purpose, mount the associated sealing unit directly at the enclosure.
- Seal unused entry glands with approved sealing plugs that correspond to the type of protection. The plastic transport sealing plug does not meet this requirement and must therefore be replaced during installation.
- Only use certified sealing plugs. The metal sealing plugs supplied meet this requirement.
- Transmitters with Ex db eb approval must not be connected via the service interface (CDI-RJ45)! Order code "Approval; Transmitter + Sensor", options (Ex de): MA, MB

### **Optional external WLAN antenna**

- The external WLAN antenna can be used only in conjunction with an Ex eb connection compartment.  
Use with an Ex db connection compartment is not permitted.
- Connect the antenna bushing H337 to the transmitter housing and tighten by hand.
- Use only external antennas supplied by Endress+Hauser.
- Connect antenna or antenna cable with plug-in connector type N (MIL-STD-348) to antenna bushing H337.

### Intrinsic safety

- Observe the guidelines for interconnecting intrinsically safe circuits (e.g. ABNT NBR IEC 60079-14 , Proof of Intrinsic Safety).
  - When the intrinsically safe Ex ia circuits of the device are connected to certified intrinsically safe circuits of Category Ex ib for Equipment Groups IIC or IIB, the type of protection changes to Ex ib IIC or Ex ib IIB.
  - The device can be connected to the remote display DKX001 which has Ex ia explosion protection: refer to the Special documentation and Ex documentation.
-  ■ When using the remote display and operating module DKX001 the internal display and operating module must be removed.
- When using the separate approved, remote display and operating module DKX001, only use the following variants: Basic specification of the remote display and operating module DKX001, order code "Approval", option ME, MF, MG

### Potential equalization

- Integrate the device into the potential equalization .
- If the ground connection has been established via the pipe as specified, it is also possible to integrate the sensor into the potential equalization system via the pipe.
- The antenna bushing H337 of the external antenna must be integrated into the potential equalization system. This is the case if the sensor is connected in accordance with the regulations via the coupling.

### Safety instructions: Zone 0

Install the transmitter electronics in Zone 1. For sensors with EPL Ga/Gb the zone 0 is permitted in the measuring tube.

**Safety instructions:**  
**Zone 21**

- To ensure dust-tightness, securely seal all housing openings, cable entries and sealing plugs.
- Only open all housing briefly, ensuring that no dust or moisture enters the housing.
- Only use certified cable entries. The metal cable entries, extensions and sealing plugs supplied meet this requirement.
- The metal extensions and blind plugs supplied are tested and certified as part of the enclosure for explosion protection Ex tb IIIC. Plastic sealing plugs in extensions act as transport protection and have to be replaced by suitable, individually approved installation material. Supplied cable glands are separately certified and marked as components and meet device specification requirements.
- If the transmitter is connected to the remote display and operating module DKX001, the circuit has Ex ia IIIC explosion protection. Connection values , DKX001→ 📄 28

**Temperature tables**

**Ambient temperature**

*Minimum ambient temperature*

- $T_a = -40\text{ °C}$
- *Optional specification, ID Jx (Test, Certificate) = JP*  
 $T_a = -50\text{ °C}$  depending on the selected device variant (see nameplate)

*Maximum ambient temperature*

$T_a = +60\text{ °C}$  depending on the medium temperature and temperature class.

**Medium temperature**

*Minimum medium temperature*

- Promass A, F, H, I, P, Q, S, X:  
 $T_m = -50\text{ °C}$
- Promass E, O:  
 $T_m = -40\text{ °C}$
- Promass F, Q with cryogenic temperature version (order code for "Measuring tube material", option LA):  
 $T_m = -196\text{ °C}$

*Maximum medium temperature*

- $T_m$  for T6...T1 depending on the maximum ambient temperature  $T_a$
- ( ) = The maximum permitted medium temperatures in brackets only apply if the sensor is installed in such a way that the transmitter is not mounted above the sensor and free convection can occur on all sides.

## Compact version

### NOTICE

#### In case of heating, risk of overheating.

- ▶ On devices with Heating jacket the corresponding temperature tables for isolated sensor, are to be observed.
- ▶ Make sure that the heating medium, may not exceeded the maximum specified medium temperature of the exact used temperature classes of the device.

*Maximum medium temperature without thermal insulation according to Endress+Hauser specifications*

*Promass A (8A3B\*\*-\*..., 8A3C\*\*-\*...)*

| DN    | T <sub>a</sub><br>[°C] | T <sub>m,max</sub><br>[°C] | T <sub>m</sub> [°C] |                |                |                |                |                |
|-------|------------------------|----------------------------|---------------------|----------------|----------------|----------------|----------------|----------------|
|       |                        |                            | T6<br>[85 °C]       | T5<br>[100 °C] | T4<br>[135 °C] | T3<br>[200 °C] | T2<br>[300 °C] | T1<br>[450 °C] |
| 1...4 | 50                     | 205                        | 50                  | 95             | 130            | 150            | 205            | 205            |
|       | 60                     |                            | -                   | 95             | 130            | 150            | 205            | 205            |

*Promass E*

| DN     | T <sub>a</sub><br>[°C] | T <sub>m,max</sub><br>[°C] | T <sub>m</sub> [°C] |                |                |                |                |                |
|--------|------------------------|----------------------------|---------------------|----------------|----------------|----------------|----------------|----------------|
|        |                        |                            | T6<br>[85 °C]       | T5<br>[100 °C] | T4<br>[135 °C] | T3<br>[200 °C] | T2<br>[300 °C] | T1<br>[450 °C] |
| 8...50 | 50                     | 150                        | 50                  | 100            | 130            | 130            | 150            | 150            |
|        | 55                     |                            | -                   | 80             | 100            | 130            | 150            | 150            |
|        | 60                     |                            | -                   | (80)           | (100)          | (130)          | (150)          | (150)          |
| 80     | 50                     | 150                        | 50                  | 75             | 110            | 150            | 150            | 150            |
|        | 55                     |                            | -                   | 75             | 110            | 150            | 150            | 150            |
|        | 60                     |                            | -                   | (75)           | (110)          | (150)          | (150)          | (150)          |

*Promass F*

| DN      | T <sub>a</sub><br>[°C] | T <sub>m,max</sub> <sup>1)</sup><br>[°C] | T <sub>m</sub> [°C] |                |                |                |                |                |
|---------|------------------------|--|---------------------|----------------|----------------|----------------|----------------|----------------|
|         |                        |  | T6<br>[85 °C]       | T5<br>[100 °C] | T4<br>[135 °C] | T3<br>[200 °C] | T2<br>[300 °C] | T1<br>[450 °C] |
| 08...15 | 50                     | 150                                      | 50                  | 95             | 130            | 150            | 150            | 150            |
|         | 60                     |  | -                   | 95             | 130            | 150            | 150            | 150            |
|         | 50                     | 150 <sup>2)</sup>                        | 50                  | 95             | 100            | 150            | 150            | 150            |
|         | 60                     |  | -                   | 95             | 100            | 150            | 150            | 150            |

| DN       | T <sub>a</sub><br>[°C] | T <sub>m, max</sub> <sup>1)</sup><br>[°C] | T <sub>m</sub> [°C] |                |                |                |                |                |
|----------|------------------------|---|---------------------|----------------|----------------|----------------|----------------|----------------|
|          |                        |   | T6<br>[85 °C]       | T5<br>[100 °C] | T4<br>[135 °C] | T3<br>[200 °C] | T2<br>[300 °C] | T1<br>[450 °C] |
|          | 50                     | 240                                       | 50                  | 95             | 130            | 160            | 240            | 240            |
|          | 60                     |   | -                   | 95             | 130            | 160            | (240)          | (240)          |
| 15...25  | 50                     | 350                                       | 45                  | 95             | 130            | 175            | 275            | 350            |
|          | 60                     |   | -                   | 95             | 130            | 175            | 275            | 350            |
| 25...50  | 50                     | 150                                       | 50                  | 95             | 130            | 150            | 150            | 150            |
|          | 60                     |   | -                   | 95             | 130            | 150            | 150            | 150            |
|          | 50                     | 150 <sup>2)</sup>                         | 50                  | 95             | 100            | 150            | 150            | 150            |
|          | 60                     |   | -                   | 95             | 100            | 150            | 150            | 150            |
|          | 50                     | 240                                       | 50                  | 95             | 130            | 160            | 240            | 240            |
|          | 60                     |   | -                   | 95             | 130            | 160            | (240)          | (240)          |
| 80...250 | 50                     | 150                                       | 50                  | 75             | 110            | 150            | 150            | 150            |
|          | 60                     |   | -                   | 75             | 110            | 150            | 150            | 150            |
|          | 50                     | 150 <sup>2)</sup>                         | 50                  | 75             | 110            | 150            | 150            | 150            |
|          | 60                     |   | -                   | 75             | 110            | 150            | 150            | 150            |
|          | 50                     | 240                                       | 50                  | 75             | 110            | 170            | 240            | 240            |
|          | 60                     |   | -                   | 75             | 110            | 170            | (240)          | (240)          |
| 50...250 | 50                     | 350                                       | 45                  | 85             | 120            | 175            | 275            | 350            |
|          | 60                     |   | -                   | 85             | 120            | 175            | 275            | 350            |

- 1) Maximum temperature range, see nameplate  
 2) Cryogenic temperature version: T<sub>m</sub> = -196 to 150 °C

### Promass H

| DN      | T <sub>a</sub><br>[°C] | T <sub>m, max</sub> <sup>1)</sup><br>[°C] | T <sub>m</sub> [°C] |                |                |                |                |                |
|---------|------------------------|---|---------------------|----------------|----------------|----------------|----------------|----------------|
|         |                        |   | T6<br>[85 °C]       | T5<br>[100 °C] | T4<br>[135 °C] | T3<br>[200 °C] | T2<br>[300 °C] | T1<br>[450 °C] |
| 8       | 50                     | 150                                       | 50                  | 65             | 100            | 150            | 150            | 150            |
|         | 60                     |   | -                   | 65             | 100            | 150            | 150            | 150            |
| 8       | 50                     | 205                                       | 50                  | 65             | 100            | 160            | 205            | 205            |
|         | 60                     |   | -                   | 65             | 100            | 160            | 205            | 205            |
| 15...50 | 50                     | 150                                       | 50                  | 75             | 115            | 150            | 150            | 150            |
|         | 60                     |   | -                   | 75             | 115            | 150            | 150            | 150            |

| DN      | T <sub>a</sub><br>[°C] | T <sub>m,max</sub> <sup>1)</sup><br>[°C] | T <sub>m</sub> [°C] |                |                |                |                |                |
|---------|------------------------|--|---------------------|----------------|----------------|----------------|----------------|----------------|
|         |                        |  | T6<br>[85 °C]       | T5<br>[100 °C] | T4<br>[135 °C] | T3<br>[200 °C] | T2<br>[300 °C] | T1<br>[450 °C] |
| 15...50 | 50                     | 205                                      | 50                  | 75             | 115            | 180            | 205            | 205            |
|         | 60                     |  | -                   | 75             | 115            | 180            | 205            | 205            |

1) Maximum temperature range, see nameplate

### Promass I

| DN                    | T <sub>a</sub><br>[°C] | T <sub>m,max</sub><br>[°C] | T <sub>m</sub> [°C] |                |                |                |                |                |
|-----------------------|------------------------|----------------------------|---------------------|----------------|----------------|----------------|----------------|----------------|
|                       |                        |                            | T6<br>[85 °C]       | T5<br>[100 °C] | T4<br>[135 °C] | T3<br>[200 °C] | T2<br>[300 °C] | T1<br>[450 °C] |
| 8, 15,<br>15FB, 25    | 50                     | 150                        | 50                  | 95             | 130            | 150            | 150            | 150            |
|                       | 60                     |                            | -                   | 95             | 120            | (150)          | (150)          | (150)          |
| 25FB, 40,<br>40FB, 50 | 50                     | 150                        | 50                  | 85             | 120            | 150            | 150            | 150            |
|                       | 60                     |                            | -                   | 85             | 120            | (150)          | (150)          | (150)          |
| 50FB, 80              | 50                     | 150                        | 50                  | 85             | 120            | 150            | 150            | 150            |
|                       | 60                     |                            | -                   | 85             | 120            | (150)          | (150)          | (150)          |

FB = Full bore

### Promass O

| DN         | T <sub>a</sub><br>[°C] | T <sub>m,max</sub><br>[°C] | T <sub>m</sub> [°C] |                |                |                |                |                |
|------------|------------------------|----------------------------|---------------------|----------------|----------------|----------------|----------------|----------------|
|            |                        |                            | T6<br>[85 °C]       | T5<br>[100 °C] | T4<br>[135 °C] | T3<br>[200 °C] | T2<br>[300 °C] | T1<br>[450 °C] |
| 80 ... 250 | 50                     | 205                        | 50                  | 75             | 110            | 170            | 205            | 205            |
|            | 55                     |                            | -                   | 75             | 110            | 170            | 205            | 205            |
|            | 60                     |                            | -                   | 75             | 110            | 170            | (205)          | (205)          |

### Promass P

| DN | T <sub>a</sub><br>[°C] | T <sub>m,max</sub> <sup>1)</sup><br>[°C] | T <sub>m</sub> [°C] |                |                |                |                |                |
|----|------------------------|--|---------------------|----------------|----------------|----------------|----------------|----------------|
|    |                        |  | T6<br>[85 °C]       | T5<br>[100 °C] | T4<br>[135 °C] | T3<br>[200 °C] | T2<br>[300 °C] | T1<br>[450 °C] |
| 8  | 45                     | 150                                      | 45                  | 65             | 100            | 150            | 150            | 150            |
|    | 60                     |  | -                   | 65             | 100            | 150            | 150            | 150            |
|    | 45                     | 205                                      | 45                  | 65             | 100            | 160            | 205            | 205            |
|    | 60                     |  | -                   | 65             | 100            | 160            | 205            | 205            |



| DN      | T <sub>a</sub><br>[°C] | T <sub>m, max</sub> <sup>1)</sup><br>[°C] | T <sub>m</sub> [°C] |                |                |                |                |                |
|---------|------------------------|---|---------------------|----------------|----------------|----------------|----------------|----------------|
|         |                        |   | T6<br>[85 °C]       | T5<br>[100 °C] | T4<br>[135 °C] | T3<br>[200 °C] | T2<br>[300 °C] | T1<br>[450 °C] |
| 15...50 | 50                     | 150                                       | 50                  | 75             | 115            | 150            | 150            | 150            |
|         | 60                     |   | -                   | 75             | 115            | 150            | 150            | 150            |
|         | 50                     | 205                                       | 50                  | 75             | 115            | 180            | 205            | 205            |
|         | 60                     |   | -                   | 75             | 115            | 180            | 205            | 205            |

1) Maximum temperature range, see nameplate

### Promass Q

| DN         | T <sub>a</sub><br>[°C] | T <sub>m, max</sub> <sup>1)</sup><br>[°C] | T <sub>m</sub> [°C] |                |                |                |                |                |
|------------|------------------------|---|---------------------|----------------|----------------|----------------|----------------|----------------|
|            |                        |   | T6<br>[85 °C]       | T5<br>[100 °C] | T4<br>[135 °C] | T3<br>[200 °C] | T2<br>[300 °C] | T1<br>[450 °C] |
| 25 ... 250 | 50                     | 205                                       | 50                  | 75             | 110            | 160            | 205            | 205            |
|            | 60                     |   | -                   | 75             | 110            | 160            | 205            | 205            |
| 25 ... 250 | 50                     | 150 <sup>2)</sup>                         | 50                  | 75             | 110            | 150            | 150            | 150            |
|            | 60                     |   | -                   | 75             | 110            | 150            | 150            | 150            |

1) Maximum temperature range, see nameplate

2) Cryogenic temperature version: T<sub>m</sub> = -196 to 150 °C

### Promass S

| DN      | T <sub>a</sub><br>[°C] | T <sub>m, max</sub><br>[°C] | T <sub>m</sub> [°C] |                |                |                |                |                |
|---------|------------------------|-----------------------------|---------------------|----------------|----------------|----------------|----------------|----------------|
|         |                        |                             | T6<br>[85 °C]       | T5<br>[100 °C] | T4<br>[135 °C] | T3<br>[200 °C] | T2<br>[300 °C] | T1<br>[450 °C] |
| 8       | 45                     | 150                         | 45                  | 65             | 100            | 150            | 150            | 150            |
|         | 60                     |                             | -                   | 65             | 100            | 150            | 150            | 150            |
| 15...50 | 50                     | 150                         | 50                  | 75             | 115            | 150            | 150            | 150            |
|         | 60                     |                             | -                   | 75             | 115            | 150            | 150            | 150            |

### Promass X

| DN  | T <sub>a</sub><br>[°C] | T <sub>m, max</sub><br>[°C] | T <sub>m</sub> [°C] |                |                |                |                |                |
|-----|------------------------|-----------------------------|---------------------|----------------|----------------|----------------|----------------|----------------|
|     |                        |                             | T6<br>[85 °C]       | T5<br>[100 °C] | T4<br>[135 °C] | T3<br>[200 °C] | T2<br>[300 °C] | T1<br>[450 °C] |
| 350 | 50                     | 180                         | 50                  | 90             | 120            | 170            | 180            | 180            |
|     | 55                     |                             | -                   | 90             | 120            | 170            | 180            | 180            |
|     | 60                     |                             | -                   | (90)           | (120)          | (170)          | (180)          | (180)          |



*Maximum medium temperature with thermal insulation according to Endress+Hauser specifications*



For information on the thermal insulation of the device, see the "Thermal insulation" section of the "Operating instructions" document .

*Promass A (8A3B\*\*-\*..., 8A3C\*\*-\*...)*

| DN    | T <sub>a</sub> [°C] | T <sub>m, max</sub> [°C] | T <sub>m</sub> [°C] |             |             |             |             |             |
|-------|---------------------|--------------------------|---------------------|-------------|-------------|-------------|-------------|-------------|
|       |                     |                          | T6 [85 °C]          | T5 [100 °C] | T4 [135 °C] | T3 [200 °C] | T2 [300 °C] | T1 [450 °C] |
| 1...4 | 50                  | 205                      | 50                  | 95          | 130         | 150         | 205         | 205         |
|       | 55                  |                          | -                   | (95)        | (130)       | (150)       | (205)       | (205)       |

*Promass E*

| DN     | T <sub>a</sub> [°C] | T <sub>m, max</sub> [°C] | T <sub>m</sub> [°C] |             |             |             |             |             |
|--------|---------------------|--------------------------|---------------------|-------------|-------------|-------------|-------------|-------------|
|        |                     |                          | T6 [85 °C]          | T5 [100 °C] | T4 [135 °C] | T3 [200 °C] | T2 [300 °C] | T1 [450 °C] |
| 8...50 | 50                  | 150                      | 50                  | 100         | 130         | 130         | 150         | 150         |
|        | 55                  |                          | -                   | (100)       | (130)       | (130)       | (150)       | (150)       |
| 80     | 45                  | 150                      | 50                  | 75          | 110         | 150         | 150         | 150         |
|        | 50                  |                          | -                   | 75          | 110         | 150         | 150         | 150         |
|        | 55                  |                          | -                   | (75)        | (110)       | (150)       | (150)       | (150)       |

*Promass F*

| DN      | T <sub>a</sub> [°C] | T <sub>m, max</sub> <sup>1)</sup> [°C] | T <sub>m</sub> [°C] |             |             |             |             |             |
|---------|---------------------|--|---------------------|-------------|-------------|-------------|-------------|-------------|
|         |                     |  | T6 [85 °C]          | T5 [100 °C] | T4 [135 °C] | T3 [200 °C] | T2 [300 °C] | T1 [450 °C] |
| 08...15 | 50                  | 150                                    | 50                  | 95          | 130         | 150         | 150         | 150         |
|         | 60                  |  | -                   | 95          | 110         | (150)       | (150)       | (150)       |
|         | 50                  | 150 <sup>2)</sup>                      | 50                  | 95          | 130         | 150         | 150         | 150         |
|         | 55                  |  | -                   | 95          | (130)       | (150)       | (150)       | (150)       |
|         | 60                  |  | -                   | 95          | 110         | 110         | 110         | 110         |
|         | 50                  | 240                                    | 50                  | 95          | 130         | 160         | 240         | 240         |
|         | 55                  |  | -                   | 95          | (130)       | (160)       | (240)       | (240)       |
|         | 60                  |  | -                   | 95          | 110         | 110         | 110         | 110         |
| 15...25 | 50                  | 350                                    | 45                  | 95          | 130         | 175         | 275         | 350         |
|         | 60                  |  | -                   | 95          | 130         | 175         | 275         | 350         |

| DN       | T <sub>a</sub><br>[°C] | T <sub>m, max</sub> <sup>1)</sup><br>[°C] | T <sub>m</sub> [°C] |                |                |                |                |                |
|----------|------------------------|---|---------------------|----------------|----------------|----------------|----------------|----------------|
|          |                        |   | T6<br>[85 °C]       | T5<br>[100 °C] | T4<br>[135 °C] | T3<br>[200 °C] | T2<br>[300 °C] | T1<br>[450 °C] |
| 25...50  | 50                     | 150                                       | 50                  | 95             | 130            | 150            | 150            | 150            |
|          | 60                     |   | –                   | 95             | 110            | (150)          | (150)          | (150)          |
|          | 50                     | 150 <sup>2)</sup>                         | 50                  | 95             | 130            | 150            | 150            | 150            |
|          | 55                     |   | –                   | 95             | (130)          | (150)          | (150)          | (150)          |
|          | 60                     |   | –                   | 95             | 110            | 110            | 110            | 110            |
|          | 50                     | 240                                       | 50                  | 95             | 130            | 160            | 240            | 240            |
|          | 55                     |   | –                   | 95             | (130)          | (160)          | (240)          | (240)          |
|          | 60                     |   | –                   | 95             | 110            | 110            | 110            | 110            |
| 80...250 | 50                     | 150                                       | 50                  | 75             | 110            | 150            | 150            | 150            |
|          | 60                     |   | –                   | 75             | 110            | (150)          | (150)          | (150)          |
|          | 50                     | 150 <sup>2)</sup>                         | 50                  | 75             | 110            | 150            | 150            | 150            |
|          | 55                     |   | –                   | 75             | 110            | 150            | 150            | 150            |
|          | 60                     |   | –                   | 75             | 110            | 110            | 110            | 110            |
|          | 50                     | 240                                       | 50                  | 75             | 110            | 170            | 240            | 240            |
|          | 55                     |   | –                   | 75             | 110            | (170)          | (240)          | (240)          |
|          | 60                     |   | –                   | 75             | 110            | 110            | 110            | 110            |
| 50...250 | 50                     | 350                                       | 45                  | 85             | 120            | 175            | 275            | 350            |
|          | 60                     |   | –                   | 85             | 120            | 175            | 275            | 350            |

- 1) Maximum temperature range, see nameplate  
 2) Cryogenic temperature version: T<sub>m</sub> = –196 to 150 °C

### Promass H

| DN      | T <sub>a</sub><br>[°C] | T <sub>m, max</sub> <sup>1)</sup><br>[°C] | T <sub>m</sub> [°C] |                |                |                |                |                |
|---------|------------------------|---|---------------------|----------------|----------------|----------------|----------------|----------------|
|         |                        |   | T6<br>[85 °C]       | T5<br>[100 °C] | T4<br>[135 °C] | T3<br>[200 °C] | T2<br>[300 °C] | T1<br>[450 °C] |
| 8       | 50                     | 150                                       | 50                  | 65             | 100            | 150            | 150            | 150            |
|         | 55                     |   | –                   | 65             | 100            | (150)          | (150)          | (150)          |
|         | 60                     |   | –                   | 65             | 100            | 100            | 100            | 100            |
| 8       | 50                     | 205                                       | 50                  | 65             | 100            | 160            | 205            | 205            |
|         | 55                     |   | –                   | 65             | 100            | (160)          | (205)          | (205)          |
|         | 60                     |   | –                   | 65             | 100            | 100            | 100            | 100            |
| 15...50 | 50                     | 150                                       | 50                  | 75             | 115            | 150            | 150            | 150            |

| DN      | T <sub>a</sub><br>[°C] | T <sub>m, max</sub> <sup>1)</sup><br>[°C] | T <sub>m</sub> [°C] |                |                |                |                |                |
|---------|------------------------|---|---------------------|----------------|----------------|----------------|----------------|----------------|
|         |                        |   | T6<br>[85 °C]       | T5<br>[100 °C] | T4<br>[135 °C] | T3<br>[200 °C] | T2<br>[300 °C] | T1<br>[450 °C] |
|         | 55                     |   | -                   | 75             | 115            | (150)          | (150)          | (150)          |
|         | 60                     |   | -                   | 75             | 115            | 115            | 115            | 115            |
| 15...50 | 50                     | 205                                       | 50                  | 75             | 115            | 180            | 205            | 205            |
|         | 55                     |   | -                   | 75             | 115            | (180)          | (205)          | (205)          |
|         | 60                     |   | -                   | 75             | 115            | 115            | 115            | 115            |

1) Maximum temperature range, see nameplate

### Promass I

| DN                    | T <sub>a</sub><br>[°C] | T <sub>m, max</sub><br>[°C] | T <sub>m</sub> [°C] |                |                |                |                |                |
|-----------------------|------------------------|-----------------------------|---------------------|----------------|----------------|----------------|----------------|----------------|
|                       |                        |                             | T6<br>[85 °C]       | T5<br>[100 °C] | T4<br>[135 °C] | T3<br>[200 °C] | T2<br>[300 °C] | T1<br>[450 °C] |
| 8, 15,<br>15FB, 25    | 50                     | 150                         | 50                  | 95             | 130            | 150            | 150            | 150            |
|                       | 60                     |                             | -                   | 95             | 120            | (150)          | (150)          | (150)          |
| 25FB, 40,<br>40FB, 50 | 50                     | 150                         | 50                  | 85             | 120            | 150            | 150            | 150            |
|                       | 60                     |                             | -                   | 85             | 120            | (150)          | (150)          | (150)          |
| 50FB, 80              | 50                     | 150                         | 50                  | 85             | 120            | 150            | 150            | 150            |
|                       | 60                     |                             | -                   | 85             | 120            | (150)          | (150)          | (150)          |

FB = Full bore

### Promass O

| DN       | T <sub>a</sub><br>[°C] | T <sub>m, max</sub><br>[°C] | T <sub>m</sub> [°C] |                |                |                |                |                |
|----------|------------------------|-----------------------------|---------------------|----------------|----------------|----------------|----------------|----------------|
|          |                        |                             | T6<br>[85 °C]       | T5<br>[100 °C] | T4<br>[135 °C] | T3<br>[200 °C] | T2<br>[300 °C] | T1<br>[450 °C] |
| 80...250 | 50                     | 205                         | 50                  | 75             | 110            | 170            | 205            | 205            |
|          | 55                     |                             | -                   | (75)           | (110)          | (170)          | (205)          | (205)          |

### Promass P

| DN | T <sub>a</sub><br>[°C] | T <sub>m, max</sub> <sup>1)</sup><br>[°C] | T <sub>m</sub> [°C] |                |                |                |                |                |
|----|------------------------|---|---------------------|----------------|----------------|----------------|----------------|----------------|
|    |                        |   | T6<br>[85 °C]       | T5<br>[100 °C] | T4<br>[135 °C] | T3<br>[200 °C] | T2<br>[300 °C] | T1<br>[450 °C] |
| 8  | 45                     | 150                                       | 45                  | 65             | 100            | 150            | 150            | 150            |
|    | 50                     |   | -                   | 65             | 100            | 150            | 150            | 150            |

| DN      | T <sub>a</sub><br>[°C] | T <sub>m, max</sub> <sup>1)</sup><br>[°C] | T <sub>m</sub> [°C] |                |                |                |                |                |
|---------|------------------------|---|---------------------|----------------|----------------|----------------|----------------|----------------|
|         |                        |   | T6<br>[85 °C]       | T5<br>[100 °C] | T4<br>[135 °C] | T3<br>[200 °C] | T2<br>[300 °C] | T1<br>[450 °C] |
|         | 60                     | 205                                       | -                   | 65             | 100            | 125            | (150)          | (150)          |
|         | 45                     |   | 45                  | 65             | 100            | 160            | 205            | 205            |
|         | 50                     |   | -                   | 65             | 100            | 160            | 205            | 205            |
|         | 60                     |   | -                   | 65             | 100            | 115            | (205)          | (205)          |
| 15...50 | 50                     | 150                                       | 50                  | 75             | 115            | 150            | 150            | 150            |
|         | 60                     |   | -                   | 75             | 115            | 125            | (150)          | (150)          |
|         | 50                     | 205                                       | 50                  | 75             | 115            | 180            | 205            | 205            |
|         | 60                     |   | -                   | 75             | 115            | (150)          | (150)          | (150)          |

1) Maximum temperature range, see nameplate

### Promass Q

| DN       | T <sub>a</sub><br>[°C] | T <sub>m, max</sub> <sup>1)</sup><br>[°C] | T <sub>m</sub> [°C] |                |                |                |                |                |
|----------|------------------------|---|---------------------|----------------|----------------|----------------|----------------|----------------|
|          |                        |   | T6<br>[85 °C]       | T5<br>[100 °C] | T4<br>[135 °C] | T3<br>[200 °C] | T2<br>[300 °C] | T1<br>[450 °C] |
| 25...250 | 50                     | 205                                       | 50                  | 75             | 110            | 160            | 205            | 205            |
|          | 55                     |   | -                   | (75)           | (110)          | (160)          | (205)          | (205)          |
| 25...250 | 50                     | 150 <sup>2)</sup>                         | 50                  | 75             | 110            | 150            | 150            | 150            |
|          | 55                     |   | -                   | (75)           | (110)          | (150)          | (150)          | (150)          |

1) Maximum temperature range, see nameplate

2) Cryogenic temperature version: T<sub>m</sub> = -196 to 150 °C

### Promass S

| DN      | T <sub>a</sub><br>[°C] | T <sub>m, max</sub><br>[°C] | T <sub>m</sub> [°C] |                |                |                |                |                |
|---------|------------------------|-----------------------------|---------------------|----------------|----------------|----------------|----------------|----------------|
|         |                        |                             | T6<br>[85 °C]       | T5<br>[100 °C] | T4<br>[135 °C] | T3<br>[200 °C] | T2<br>[300 °C] | T1<br>[450 °C] |
| 8       | 45                     | 150                         | 45                  | 65             | 100            | 150            | 150            | 150            |
|         | 50                     |                             | -                   | 65             | 100            | 150            | 150            | 150            |
|         | 60                     |                             | -                   | 65             | 100            | 125            | (150)          | (150)          |
| 15...50 | 50                     | 150                         | 50                  | 75             | 115            | 150            | 150            | 150            |
|         | 60                     |                             | -                   | 75             | 115            | 125            | (150)          | (150)          |

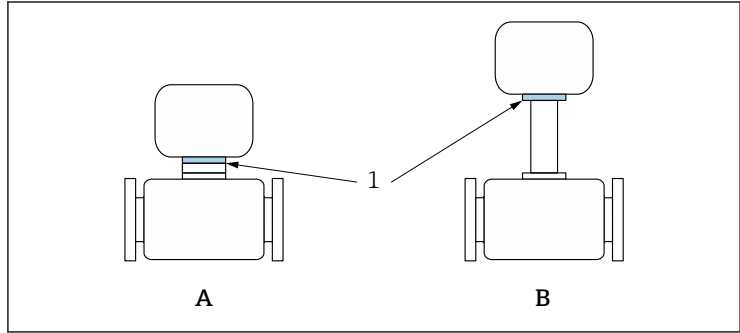
*Promass X*

| DN  | T <sub>a</sub><br>[°C] | T <sub>m, max</sub><br>[°C] | T <sub>m</sub> [°C] |                |                |                |                |                |
|-----|------------------------|-----------------------------|---------------------|----------------|----------------|----------------|----------------|----------------|
|     |                        |                             | T6<br>[85 °C]       | T5<br>[100 °C] | T4<br>[135 °C] | T3<br>[200 °C] | T2<br>[300 °C] | T1<br>[450 °C] |
| 350 | 50                     | 180                         | 50                  | 90             | 120            | 170            | 180            | 180            |
|     | 55                     |                             | -                   | (90)           | (120)          | (170)          | (180)          | (180)          |


With thermal insulation without Endress+Hauser specifications

The specified reference temperature  $T_{ref}$  and the maximum medium temperature  $T_{m,max}$  for each temperature class must not be exceeded.

→  19



A0031198

 1 Position of reference point for temperature measurement

A Standard version

B Extended temperature version, cryogenic temperature version, high-temperature version

1 Reference point ( $T_{ref}$ )

Reference temperature  $T_{ref}$

| T6<br>[85 °C] | T5<br>[100 °C] | T4<br>[135 °C] | T3<br>[200 °C] | T2<br>[300 °C] | T1<br>[450 °C] |
|---------------|----------------|----------------|----------------|----------------|----------------|
| 59            | 72             | 75             | 76             | 77             | 77             |

**Explosion hazards arising from gas and dust**

**Determining the temperature class and surface temperature with the temperature table**

- In the case of gas: Determine the temperature class as a function of the maximum ambient temperature  $T_a$  and the maximum medium temperature  $T_m$ .
- In the case of dust: Determine the maximum surface temperature as a function of the maximum ambient temperature  $T_a$  and the maximum medium temperature  $T_m$ .

**Example**

- Measured maximum ambient temperature:  $T_{ma} = 47\text{ °C}$
- Measured maximum medium temperature:  $T_{mm} = 108\text{ °C}$



|  | Ta<br>[°C] | T6<br>[85°C] | T5<br>[100°C] | T4<br>[135°C] | T3<br>[200°C] | T2<br>[300°C] | T1<br>[450°C] |
|--|------------|--------------|---------------|---------------|---------------|---------------|---------------|
|  | 35         | 50           | 85            | 120           | 140           | 140           | 140           |
|  | 50         | -            | 85            | 120           | 140           | 140           | 140           |
|  | 60         | -            | -             | 120           | 140           | 140           | 140           |
|  | 35         | 50           | 85            | 120           | 140           | 140           | 140           |
|  | 45         | -            | 85            | 120           | 140           | 140           | 140           |
|  | 50         | -            | -             | 120           | 140           | 140           | 140           |

Diagram annotations: A blue box labeled '4.' is above the T4 column header. A blue box labeled '1.' is below the first row. A blue box labeled '2.' is below the 50 in the Ta column of the last row. A blue box labeled '3.' is below the 120 in the T4 column of the last row. A blue box labeled '4.' is above the 120 in the T4 column of the last row. A blue oval highlights the 50 in the Ta column of the last row. A blue oval highlights the 120 in the T4 column of the last row. A blue arrow points from the 50 in the Ta column to the 120 in the T4 column. A blue arrow points from the 120 in the T4 column to the 120 in the T4 column.

A0031223

2 Procedure for determining the temperature class and surface temperature

1. Select device (optional).
2. In the column for the maximum ambient temperature  $T_a$  select the temperature that is immediately greater than or equal to the maximum ambient temperature  $T_{ma}$  that is present.
  - ↳  $T_a = 50^\circ\text{C}$ .  
The row showing the maximum medium temperature is determined.
3. Select the maximum medium temperature  $T_m$  of this row, which is immediately greater than or equal to the maximum medium temperature  $T_{mm}$  that is present.
  - ↳ The column with the temperature class for gas is determined:  
 $108^\circ\text{C} \leq 120^\circ\text{C} \rightarrow T_4$ .
4. The maximum temperature of the temperature class determined corresponds to the maximum surface temperature for dust:  $T_4 = 135^\circ\text{C}$ .

## Connection values: Signal circuits

The following tables contain specifications which are dependent on the transmitter type and its input and output assignment. Compare the following specifications with those on the nameplate of the transmitter.

### Terminal assignment

*Transmitter: supply voltage, input/outputs*

#### *HART*

| Supply voltage   |       | Input/output 1 |        | Input/output 2 |        | Input/output 3 |        |
|--|-------|----------------|--------|----------------|--------|----------------|--------|
| 1 (+)  | 2 (-) | 26 (+)         | 27 (-) | 24 (+)         | 25 (-) | 22 (+)         | 23 (-) |
| Device-specific terminal assignment: adhesive label in terminal cover. |       |                |        |                |        |                |        |

#### *FOUNDATION Fieldbus*

| Supply voltage   |       | Input/output 1 |        | Input/output 2 |        | Input/output 3 |        |
|--|-------|----------------|--------|----------------|--------|----------------|--------|
| 1 (+)  | 2 (-) | 26 (A)         | 27 (B) | 24 (+)         | 25 (-) | 22 (+)         | 23 (-) |
| Device-specific terminal assignment: adhesive label in terminal cover. |       |                |        |                |        |                |        |

#### *PROFIBUS DP*

| Supply voltage   |       | Input/output 1 |        | Input/output 2 |        | Input/output 3 |        |
|--|-------|----------------|--------|----------------|--------|----------------|--------|
| 1 (+)  | 2 (-) | 26 (B)         | 27 (A) | 24 (+)         | 25 (-) | 22 (+)         | 23 (-) |
| Device-specific terminal assignment: adhesive label in terminal cover. |       |                |        |                |        |                |        |

#### *PROFIBUS PA*

| Supply voltage   |       | Input/output 1 |        | Input/output 2 |        | Input/output 3 |        |
|--|-------|----------------|--------|----------------|--------|----------------|--------|
| 1 (+)  | 2 (-) | 26 (B)         | 27 (A) | 24 (+)         | 25 (-) | 22 (+)         | 23 (-) |
| Device-specific terminal assignment: adhesive label in terminal cover. |       |                |        |                |        |                |        |

#### *Modbus RS485*

| Supply voltage   |       | Input/output 1 |        | Input/output 2 |        | Input/output 3 |        |
|--|-------|----------------|--------|----------------|--------|----------------|--------|
| 1 (+)  | 2 (-) | 26 (B)         | 27 (A) | 24 (+)         | 25 (-) | 22 (+)         | 23 (-) |
| Device-specific terminal assignment: adhesive label in terminal cover. |       |                |        |                |        |                |        |

*Modbus TCP with Ethernet-APL*

| Supply voltage   |       | Input/output 1 |        | Input/output 2 |        | Input/output 3 |        |
|--|-------|----------------|--------|----------------|--------|----------------|--------|
| 1 (+)  | 2 (-) | 26 (+)         | 27 (-) | 24 (+)         | 25 (-) | 22 (+)         | 23 (-) |
| Device-specific terminal assignment: adhesive label in terminal cover. |       |                |        |                |        |                |        |

*PROFINET*

| Supply voltage  |       | Input/output 1               |  | Input/output 2 |        | Input/output 3 |        |
|---|-------|------------------------------|--|----------------|--------|----------------|--------|
| 1 (+)   | 2 (-) | PROFINET<br>(RJ45 connector) |  | 24 (+)         | 25 (-) | 22 (+)         | 23 (-) |
| Device-specific terminal assignment:<br>adhesive label in terminal cover. |       |                              |  |                |        |                |        |

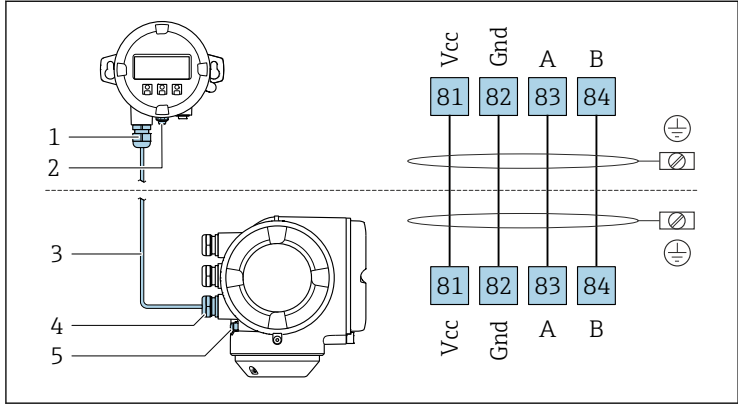
*PROFINET with Ethernet-APL*

| Supply voltage   |       | Input/output 1 |        | Input/output 2 |        | Input/output 3 |        |
|--|-------|----------------|--------|----------------|--------|----------------|--------|
| 1 (+)  | 2 (-) | 26 (+)         | 27 (-) | 24 (+)         | 25 (-) | 22 (+)         | 23 (-) |
| Device-specific terminal assignment: adhesive label in terminal cover. |       |                |        |                |        |                |        |

*EtherNet/IP*

| Supply voltage  |       | Input/output 1                  |  | Input/output 2 |        | Input/output 3 |        |
|---|-------|---------------------------------|--|----------------|--------|----------------|--------|
| 1 (+)   | 2 (-) | EtherNet/IP<br>(RJ45 connector) |  | 24 (+)         | 25 (-) | 22 (+)         | 23 (-) |
| Device-specific terminal assignment:<br>adhesive label in terminal cover. |       |                                 |  |                |        |                |        |

### Remote display and operating module DKX001



A0027518

- 1 Remote display and operating module DKX001
- 2 Protective earth (PE)
- 3 Connecting cable
- 4 Measuring device
- 5 Protective earth (PE)

### Safety-related values

| Order code for<br>"Output; input 1" | Output type                       | Safety-related values<br>"Output; input 1"  |        |
|-------------------------------------|-----------------------------------|---|--------|
|                                     |                                   | 26 (+)  | 27 (-) |
| Option <b>BA</b>                    | Current output<br>4 to 20 mA HART | $U_N = 30 V_{DC}$<br>$U_M = 250 V_{AC}$   |        |
| Option <b>GA</b>                    | PROFIBUS PA                       | $U_N = 32 V_{DC}$<br>$U_M = 250 V_{AC}$   |        |
| Option <b>LA</b>                    | PROFIBUS DP                       | $U_N = 32 V_{DC}$<br>$U_M = 250 V_{AC}$   |        |
| Option <b>MA</b>                    | Modbus RS485                      | $U_N = 30 V_{DC}$<br>$U_M = 250 V_{AC}$   |        |
| Option <b>MB</b>                    | Modbus TCP with<br>Ethernet-APL   | APL port profile SLAX<br>SPE PoDL classes 10, 11, 12<br>$U_N = 30 V_{DC}$<br>$U_M = 250 V_{AC}$ |        |
| Option <b>SA</b>                    | FOUNDATION<br>Fieldbus            | $U_N = 32 V_{DC}$<br>$U_M = 250 V_{AC}$   |        |
| Option <b>NA</b>                    | EtherNet/IP                       | $U_N = 30 V_{DC}$<br>$U_M = 250 V_{AC}$   |        |

| Order code for<br>"Output; input 1" | Output type                   | Safety-related values<br>"Output; input 1"  |        |
|-------------------------------------|-------------------------------|---|--------|
|                                     |                               | 26 (+)  | 27 (-) |
| Option RA                           | PROFINET                      | $U_N = 30 \text{ V}_{\text{DC}}$<br>$U_M = 250 \text{ V}_{\text{AC}}$   |        |
| Option RB                           | PROFINET with<br>Ethernet-APL | APL port profile SLAX<br>SPE PoDL classes 10, 11, 12<br>$U_N = 30 \text{ V}_{\text{DC}}$<br>$U_M = 250 \text{ V}_{\text{AC}}$ |        |

| Order code for<br>"Output; input 2";<br>"Output; input 3" | Output type                       | Safety-related values  |        |                 |        |
|---|-----------------------------------|--|--------|-----------------|--------|
|   |                                   | Output; input 2  |        | Output; input 3 |        |
|   |                                   | 24 (+)   | 25 (-) | 22 (+)          | 23 (-) |
| Option B  | Current output<br>4 to 20 mA      | $U_N = 30 \text{ V}_{\text{DC}}$<br>$U_M = 250 \text{ V}_{\text{AC}}$  |        |                 |        |
| Option D  | User-configurable<br>input/output | $U_N = 30 \text{ V}_{\text{DC}}$<br>$U_M = 250 \text{ V}_{\text{AC}}$  |        |                 |        |
| Option E  | Pulse/frequency/<br>switch output | $U_N = 30 \text{ V}_{\text{DC}}$<br>$U_M = 250 \text{ V}_{\text{AC}}$  |        |                 |        |
| Option F  | Double pulse output               | $U_N = 30 \text{ V}_{\text{DC}}$<br>$U_M = 250 \text{ V}_{\text{AC}}$  |        |                 |        |
| Option H  | Relay output                      | $U_N = 30 \text{ V}_{\text{DC}}$<br>$I_N = 100 \text{ mA}_{\text{DC}}/500 \text{ mA}_{\text{AC}}$<br>$U_M = 250 \text{ V}_{\text{AC}}$ |        |                 |        |
| Option I  | Current input<br>4 to 20 mA       | $U_N = 30 \text{ V}_{\text{DC}}$<br>$U_M = 250 \text{ V}_{\text{AC}}$  |        |                 |        |
| Option J  | Status input                      | $U_N = 30 \text{ V}_{\text{DC}}$<br>$U_M = 250 \text{ V}_{\text{AC}}$  |        |                 |        |

## Intrinsically safe values

| Order code for<br>"Output; input 1" | Output type                                   | Intrinsically safe values<br>"Output; input 1"   |        |
|-------------------------------------|---|--|--------|
|                                     |   | 26 (+)   | 27 (-) |
| Option CA                           | Current output<br>4-20mA HART Ex-i<br>passive | $U_i = 30 \text{ V}$<br>$I_i = 100 \text{ mA}$<br>$P_i = 1.25 \text{ W}$<br>$L_i = 0 \text{ }\mu\text{H}$<br>$C_i = 6 \text{ nF}$  |        |
| Option CC                           | Current output<br>4-20mA HART Ex-i<br>active  | <b>Ex ia</b><br>$U_0 = 21.8 \text{ V}$<br>$I_0 = 90 \text{ mA}$<br>$P_0 = 491 \text{ mW}$<br>$L_0 = 4.1 \text{ mH(IIC)}/$<br>$15 \text{ mH(IIB)}$<br>$C_0 = 160 \text{ nF(IIC)}/$<br>$1160 \text{ nF(IIB)}$<br><br>$U_i = 30 \text{ V}$<br>$I_i = 10 \text{ mA}$<br>$P_i = 0.3 \text{ W}$<br>$L_i = 5 \text{ }\mu\text{H}$<br>$C_i = 6 \text{ nF}$ |        |
| Option HA                           | PROFIBUS PA Ex i<br>(STANDARD +<br>FISCO)     | <b>Ex ia</b><br>$U_i = 30 \text{ V}$<br>$I_i = 570 \text{ mA}$<br>$P_i = 8.5 \text{ W}$<br>$L_i = 10 \text{ }\mu\text{H}$<br>$C_i = 5 \text{ nF}$  |        |

| Order code for "Output; input 1" | Output type                                 | Intrinsically safe values "Output; input 1"   |        |
|----------------------------------|---|---|--------|
|                                  |   | 26 (+)  | 27 (-) |
| Option MC                        | Modbus TCP with Ethernet-APL Ex i           | <b>2-WISE power load, APL port profile SLAA<sup>1)</sup></b><br><b>Ex ia</b><br>$U_i = 17.5 \text{ V}$<br>$I_i = 380 \text{ mA}$<br>$P_i = 5.32 \text{ W}$<br>$L_i = 10 \text{ }\mu\text{H}$<br>$C_i = 5 \text{ nF}$<br><b>Cable specifications according to 2-WISE:</b><br>$R_c = 15 \text{ to } 150 \text{ }\Omega/\text{km}$<br>$L_c = 0.4 \text{ to } 1 \text{ mH/km}$<br>$C_c = 45 \text{ to } 200 \text{ nF/km}$<br>$C_c = C_c \text{ line/line} + 0,5 C_c \text{ line/screen}$ , if both lines are floating, or<br>$C_c = C_c \text{ line/line} + C_c \text{ line/screen}$ , if the screen is connected to one line<br>Length of cable (not including cable stubs): $\leq 200 \text{ m (656.2)}$<br>Length of cable stubs: $\leq 1 \text{ m (3.3 ft)}$ |        |
| Option RC                        | PROFINET with Ethernet-APL Ex i             |   |        |
| Option TA                        | FOUNDATION Fieldbus Ex i (STANDARD + FISCO) | <b>Ex ia</b><br>$U_i = 30 \text{ V}$<br>$I_i = 570 \text{ mA}$<br>$P_i = 8.5 \text{ W}$<br>$L_i = 10 \text{ }\mu\text{H}$<br>$C_i = 5 \text{ nF}$   |        |

1) For further options see Ethernet-APL Installation Drawing HE\_01622.

| Order code for "Output; input 2"; "Output; input 3" | Output type                                | Intrinsically safe values  |        |                 |        |
|---|--|--|--------|-----------------|--------|
|   |  | Output; input 2  |        | Output; input 3 |        |
|   |  | 24 (+)   | 25 (-) | 22 (+)          | 23 (-) |
| Option C  | Current output 4 to 20 mA Ex i passive     | $U_i = 30 \text{ V}$<br>$I_i = 100 \text{ mA}$<br>$P_i = 1.25 \text{ W}$<br>$L_i = 0$<br>$C_i = 0$ |        |                 |        |
| Option G  | Pulse/frequency/switch output Ex i passive | $U_i = 30 \text{ V}$<br>$I_i = 100 \text{ mA}$<br>$P_i = 1.25 \text{ W}$<br>$L_i = 0$<br>$C_i = 0$ |        |                 |        |

## Remote display DKX001

| Basic specification,<br>position 1, 2<br>Approval | Terminal<br>assignment | Basic specification, position 8<br>Display; Operation<br>Option O   |
|---|------------------------|---|
| Option <sup>1)</sup> <b>MA, MB,<br/>MC, MD</b>    | 81, 82, 83, 84         | A connecting cable with the value $L/R \leq 24 \mu\text{H}/\Omega$ and $C_{\text{cable}} \leq 1000 \text{ nF}$ must be used for the version for connecting to the remote display DKX001 or ODKX001.<br>The cable supplied meets this requirement. |

1) With separate order of DKX001: ME, MF, MG











71604765

[www.addresses.endress.com](http://www.addresses.endress.com)

---