

Safety Instructions

Levelflex FMP50-FMP57

4-20 mA HART

Associated Safety Instructions (XA) on page 4





Levelflex FMP50-FMP57

4-20 mA HART

Table of contents

Associated documentation	4
Zone 0: Compact; 1 channel	5
Zone 0: Compact; 2 channels	6
Zone 0, Zone 1: Compact; 1 channel	7
Zone 0, Zone 1: Compact; 2 channels	8
Zone 1: Compact; 1 channel	9
Zone 1: Compact; 2 channels	20
Zone 1: Remote; 1 channel	32
Zone 1: Remote; 2 channels	33

Associated documentation

This document is an integral part of the following Safety Instructions:

ATEX, IECEX:
XA00496F/00

UK:
XA02521F/00

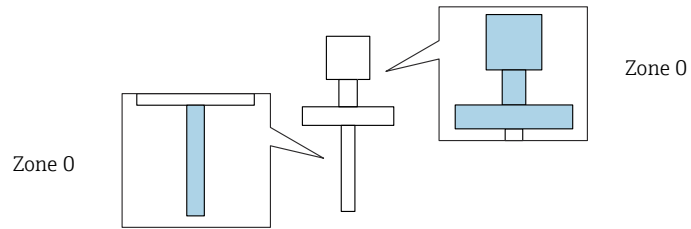
NEPSI:
XA00634F/00

INMETRO:
XA01182F/00

EAC:
XA01380F/00

KC:
XA01169F/00

Zone 0: Compact; 1 channel Probe design: compact
 Position 3 = A, B, C: 1 channel used



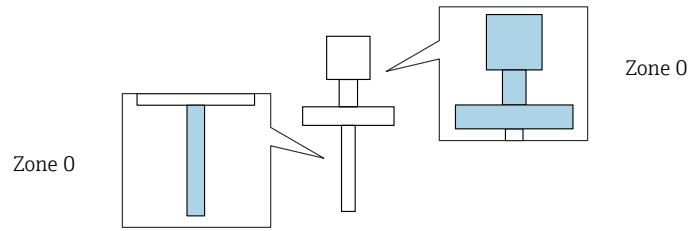
FMP5x

	(1)		P1		P2		P3		P4		P5		P6	
			T _p	T _a	T _p	T _a	T _p	T _a	T _p	T _a	T _p	T _a	T _p	T _a
= A	A	T6	-20	48	48	48	60	41	60	-20	-20	-20	-	-
	B	T6	-20	45	45	45	60	41	60	-20	-20	-20	-	-
	C	T6	-20	40	40	40	60	40	60	-20	-20	-20	-	-

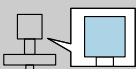
	(1)		P1		P2		P3		P4		P5		P6	
			T _p	T _a	T _p	T _a	T _p	T _a	T _p	T _a	T _p	T _a	T _p	T _a
= B	A, B	T6	-20	48	48	48	60	44	60	-20	-20	-20	-	-
	C	T6	-20	40	40	40	60	40	60	-20	-20	-20	-	-

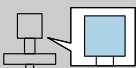
	(1)		P1		P2		P3		P4		P5		P6	
			T _p	T _a	T _p	T _a	T _p	T _a	T _p	T _a	T _p	T _a	T _p	T _a
= C	A, B	T6	-20	48	48	48	60	45	60	-20	-20	-20	-	-
	C	T6	-20	40	40	40	60	40	60	-20	-20	-20	-	-

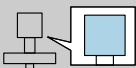
Zone 0: Compact; 2 channels Probe design: compact
 Position 3 = B, C: 2 channels used



FMP5x

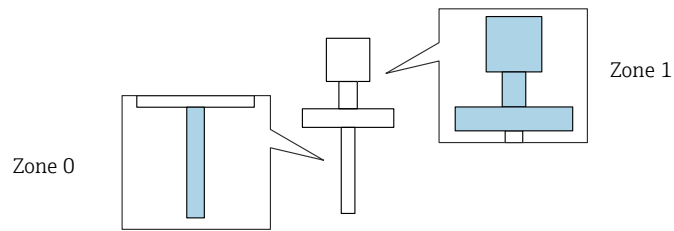
 = A	(2)		P1		P2		P3		P4		P5		P6	
			T _p	T _a	T _p	T _a	T _p	T _a	T _p	T _a	T _p	T _a	T _p	T _a
	B	T6	-20	31	31	31	60	23	60	-20	-20	-20	-	-
	C	T6	-20	32	32	32	60	32	60	-20	-20	-20	-	-

 = B	(2)		P1		P2		P3		P4		P5		P6	
			T _p	T _a	T _p	T _a	T _p	T _a	T _p	T _a	T _p	T _a	T _p	T _a
	B	T6	-20	39	39	39	60	34	60	-20	-20	-20	-	-
	C	T6	-20	34	34	34	60	34	60	-20	-20	-20	-	-

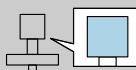
 = C	(2)		P1		P2		P3		P4		P5		P6	
			T _p	T _a	T _p	T _a	T _p	T _a	T _p	T _a	T _p	T _a	T _p	T _a
	B	T6	-20	39	39	39	60	35	60	-20	-20	-20	-	-
	C	T6	-20	34	34	34	60	34	60	-20	-20	-20	-	-

**Zone 0, Zone 1: Compact;
1 channel**

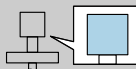
Probe design: compact
Position 3 = A, B, C: 1 channel used



FMP51-FMP57

 = A	(1)		P1		P2		P3		P4		P5		P6	
			T _p	T _a	T _p	T _a	T _p	T _a	T _p	T _a ¹⁾	T _p	T _a ¹⁾	T _p	T _a
A		T6	-20	58	58	58	60	57	60	-40	-20	-40	-	-
B		T6	-20	57	57	57	60	57	60	-40	-20	-40	-	-
C		T6	-20	60	60	60	60	60	60	-40	-20	-40	-	-

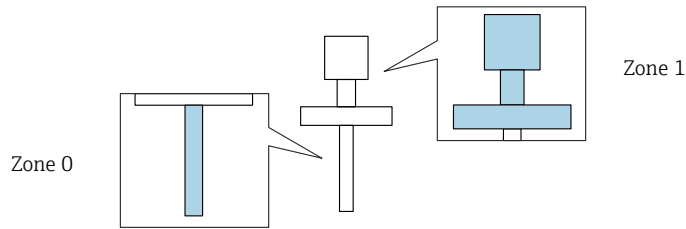
1) FMP53: without remote sensor = -20 °C

 = B, C	(1)		P1		P2		P3		P4		P5		P6	
			T _p	T _a	T _p	T _a	T _p	T _a	T _p	T _a ¹⁾	T _p	T _a ¹⁾	T _p	T _a
A, B, C		T6	-20	60	60	60	60	60	60	-40 -50 ²⁾	-20	-40 -50 ²⁾	-	-

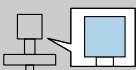
- 1) FMP53: without remote sensor = -20 °C
- 2) Only in connection with Optional specification, ID Jx = JN

Zone 0, Zone 1: Compact;
2 channels

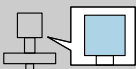
Probe design: compact
Position 3 = B, C: 2 channels used



FMP51-FMP57

 = A	(2)		P1		P2		P3		P4		P5		P6	
			T _p	T _a	T _p	T _a	T _p	T _a	T _p	T _a ¹⁾	T _p	T _a ¹⁾	T _p	T _a
	B	T6	-20	43	43	43	60	38	60	-40	-20	-40	-	-
	C	T6	-20	52	52	52	60	50	60	-40	-20	-40	-	-

1) FMP53: without remote sensor = -20 °C

 = B, C	(2)		P1		P2		P3		P4		P5		P6	
			T _p	T _a	T _p	T _a	T _p	T _a	T _p	T _a ¹⁾	T _p	T _a ¹⁾	T _p	T _a
	B	T6	-20	51	51	51	60	49	60	-40 -50 ²⁾	-20	-40 -50 ²⁾	-	-
	C	T6	-20	53	53	53	60	53	60	-40 -50 ²⁾	-20	-40 -50 ²⁾	-	-

1) FMP53: without remote sensor = -20 °C

2) Only in connection with Optional specification, ID Jx = JN

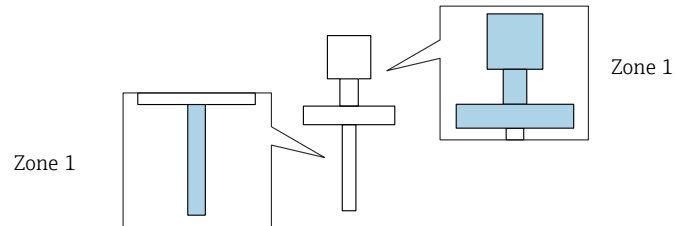
Zone 1: Compact; 1 channel

Probe design: compact

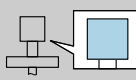
Position 3 = A, B, C: 1 channel used

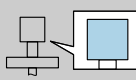
Page references to the temperature tables of the respective device types: See the following list.

- FMP50 → 9
- FMP51 → 10
- FMP52 → 11
- FMP53 → 12
- FMP54 → 13
- FMP55 → 17
- FMP56 → 18
- FMP57 → 19

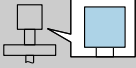


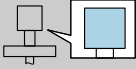
FMP50

 = A	(1)		P1		P2		P3		P4		P5		P6	
			T _p	T _a	T _p	T _a	T _p	T _a	T _p	T _a	T _p	T _a	T _p	T _a
	A	T6	-20	60	60	60	80	54	80	-20	-20	-20	-	-
	B	T6	-20	57	57	57	80	53	80	-20	-20	-20	-	-
	C	T6	-20	60	60	60	80	53	80	-20	-20	-20	-	-

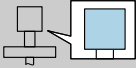
 = C	(1)		P1		P2		P3		P4		P5		P6	
			T _p	T _a	T _p	T _a	T _p	T _a	T _p	T _a	T _p	T _a	T _p	T _a
	A, B, C	T6	-20	60	60	60	80	56	80	-20	-20	-20	-	-

FMP51

 = A	(1)	P1		P2		P3		P4		P5		P6		
		T _p	T _a	T _p	T _a	T _p	T _a	T _p	T _a	T _p	T _a	T _p	T _a	
	A, C	T6	-40	60	60	60	85	45	85	-40	-40	-40	-	-
		T5	-40	75	75	75	100	60	100	-40	-40	-40	-	-
		T4	-40	79	79	79	135	56	135	-40	-40	-40	-	-
	B	T6	-40	60	60	60	85	46	85	-40	-40	-40	-	-
		T5	-40	72	72	72	100	61	100	-40	-40	-40	-	-
		T4	-40	72	72	72	135	53	135	-40	-40	-40	-	-

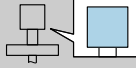
 = B	(1)	P1		P2		P3		P4		P5		P6		
		T _p	T _a	T _p	T _a	T _p	T _a	T _p	T _a	T _p	T _a	T _p	T _a	
	A, B, C	T6	-40 -50 ¹⁾	60	60	60	85	51	85	-40 -50 ¹⁾	-40 -50 ¹⁾	-40 -50 ¹⁾	-	-
		T5	-40 -50 ¹⁾	75	75	75	100	66	100	-40 -50 ¹⁾	-40 -50 ¹⁾	-40 -50 ¹⁾	-	-
		T4	-40 -50 ¹⁾	80	80	80	135	67	135	-40 -50 ¹⁾	-40 -50 ¹⁾	-40 -50 ¹⁾	-	-
		T3	-40 -50 ¹⁾	80	80	80	200	48	200	-40 -50 ¹⁾	-40 -50 ¹⁾	-40 -50 ¹⁾	-	-

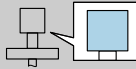
1) Only in connection with Optional specification, ID Jx = JN

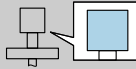
 = C	(1)	P1		P2		P3		P4		P5		P6		
		T _p	T _a	T _p	T _a	T _p	T _a	T _p	T _a	T _p	T _a	T _p	T _a	
	A, B, C	T6	-40 -50 ¹⁾	60	60	60	85	53	85	-40 -50 ¹⁾	-40 -50 ¹⁾	-40 -50 ¹⁾	-	-
		T5	-40 -50 ¹⁾	75	75	75	100	68	100	-40 -50 ¹⁾	-40 -50 ¹⁾	-40 -50 ¹⁾	-	-
		T4	-40 -50 ¹⁾	80	80	80	135	69	135	-40 -50 ¹⁾	-40 -50 ¹⁾	-40 -50 ¹⁾	-	-
		T3	-40 -50 ¹⁾	80	80	80	200	56	200	-40 -50 ¹⁾	-40 -50 ¹⁾	-40 -50 ¹⁾	-	-

1) Only in connection with Optional specification, ID Jx = JN

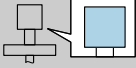
FMP52

 = A	(1)	P1		P2		P3		P4		P5		P6		
		T _p	T _a	T _p	T _a	T _p	T _a	T _p	T _a	T _p	T _a	T _p	T _a	
	A, C	T6	-50	60	60	60	85	49	85	-40	-40	-40	-50	-35
		T5	-50	75	75	75	100	64	100	-40	-40	-40	-50	-35
		T4	-50	79	79	79	135	64	135	-40	-40	-40	-50	-35
		T3	-50	79	79	79	200	37	200	-40	-40	-40	-50	-35
	B	T6	-50	60	60	60	85	50	85	-40	-40	-40	-50	-36
		T5	-50	72	72	72	100	65	100	-40	-40	-40	-50	-36
		T4	-50	72	72	72	135	56	135	-40	-40	-40	-50	-36
		T3	-50	72	72	72	200	38	200	-40	-40	-40	-50	-36

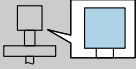
 = B	(1)	P1		P2		P3		P4		P5		P6		
		T _p	T _a	T _p	T _a	T _p	T _a	T _p	T _a	T _p	T _a	T _p	T _a	
	A, B, C	T6	-50	60	60	60	85	52	85	-40	-40	-40	-50	-37
		T5	-50	75	75	75	100	67	100	-40	-40	-40	-50	-37
		T4	-50	80	80	80	135	68	135	-40	-40	-40	-50	-37
		T3	-50	80	80	80	200	52	200	-40	-40	-40	-50	-37

 = C	(1)	P1		P2		P3		P4		P5		P6		
		T _p	T _a	T _p	T _a	T _p	T _a	T _p	T _a	T _p	T _a	T _p	T _a	
	A, B, C	T6	-50	60	60	60	85	54	85	-40	-40	-40	-50	-37
		T5	-50	75	75	75	100	69	100	-40	-40	-40	-50	-37
		T4	-50	80	80	80	135	70	135	-40	-40	-40	-50	-37
		T3	-50	80	80	80	200	58	200	-40	-40	-40	-50	-37

FMP53

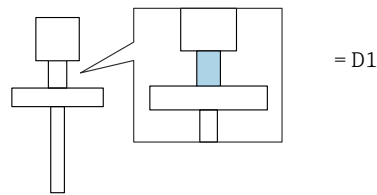
 = A	(1)	P1		P2		P3		P4		P5		P6		
		T _p	T _a	T _p	T _a	T _p	T _a	T _p	T _a	T _p	T _a	T _p	T _a	
	A, C	T6	-20	60	60	60	85	47	85	-20	-20	-20	-	-
		T5	-20	75	75	75	100	62	100	-20	-20	-20	-	-
		T4	-20	79	79	79	135	60	135	-20	-20	-20	-	-
		T3 ¹⁾	-20	79	79	79	150	53	150	-20	-20	-20	-	-
	B	T6	-20	60	60	60	85	48	85	-20	-20	-20	-	-
		T5	-20	72	72	72	100	63	100	-20	-20	-20	-	-
		T4	-20	72	72	72	135	54	135	-20	-20	-20	-	-
		T3 ¹⁾	-20	72	72	72	150	50	150	-20	-20	-20	-	-

1) Functional: Maximum permissible process temperature

 = C	(1)	P1		P2		P3		P4		P5		P6		
		T _p	T _a	T _p	T _a	T _p	T _a	T _p	T _a	T _p	T _a	T _p	T _a	
	A, B, C	T6	-20	60	60	60	85	54	85	-20	-20	-20	-	-
		T5	-20	75	75	75	100	69	100	-20	-20	-20	-	-
		T4	-20	80	80	80	135	69	135	-20	-20	-20	-	-
		T3 ¹⁾	-20	80	80	80	150	66	150	-20	-20	-20	-	-

1) Functional: Maximum permissible process temperature

FMP54



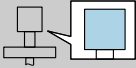
	(1)	P1		P2		P3		P4		P5		P6		
		T _p	T _a	T _p	T _a	T _p	T _a	T _p	T _a	T _p	T _a	T _p	T _a	
	A, C	T6	-196	58	58	58	85	54	85	-40	-40	-40	-196	-5
		T5	-196	73	73	73	100	69	100	-40	-40	-40	-196	-5
		T4	-196	79	79	79	135	71	135	-40	-40	-40	-196	-5
		T3	-196	79	79	79	200	59	200	-40	-40	-40	-196	-5
		T2 ¹⁾	-196	79	79	79	280	41	280	-40	-40	-40	-196	-5
	B	T6	-196	57	57	57	85	53	85	-40	-40	-40	-196	-5
		T5	-196	72	72	72	100	68	100	-40	-40	-40	-196	-5
		T4	-196	72	72	72	135	62	135	-40	-40	-40	-196	-5
		T3	-196	72	72	72	200	53	200	-40	-40	-40	-196	-5
		T2 ¹⁾	-196	72	72	72	280	41	280	-40	-40	-40	-196	-5

1) Functional: Maximum permissible process temperature

	(1)	P1		P2		P3		P4		P5		P6		
		T _p	T _a	T _p	T _a	T _p	T _a	T _p	T _a	T _p	T _a	T _p	T _a	
	A, B, C	T6	-196	60	60	60	85	56	85	-40 -50 ¹⁾	-40 -50 ¹⁾	-40 -50 ¹⁾	-196	-16 -27 ¹⁾
		T5	-196	75	75	75	100	71	100	-40 -50 ¹⁾	-40 -50 ¹⁾	-40 -50 ¹⁾	-196	-16 -27 ¹⁾
		T4	-196	80	80	80	135	73	135	-40 -50 ¹⁾	-40 -50 ¹⁾	-40 -50 ¹⁾	-196	-16 -27 ¹⁾
		T3	-196	80	80	80	200	64	200	-40 -50 ¹⁾	-40 -50 ¹⁾	-40 -50 ¹⁾	-196	-16 -27 ¹⁾
		T2 ²⁾	-196	80	80	80	280	53	280	-40 -50 ¹⁾	-40 -50 ¹⁾	-40 -50 ¹⁾	-196	-16 -27 ¹⁾

1) Only in connection with Optional specification, ID Jx = JN

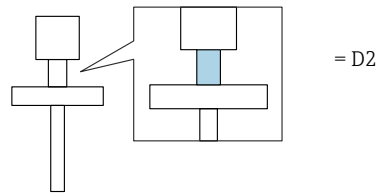
2) Functional: Maximum permissible process temperature

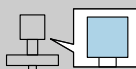
 = C	(1)	P1		P2		P3		P4		P5		P6		
		T _p	T _a	T _p	T _a	T _p	T _a	T _p	T _a	T _p	T _a	T _p	T _a	
	A, B, C	T6	-196	60	60	60	85	57	85	-40 -50 ¹⁾	-40 -50 ¹⁾	-40 -50 ¹⁾	-196	-23 -34 ¹⁾
		T5	-196	75	75	75	100	72	100	-40 -50 ¹⁾	-40 -50 ¹⁾	-40 -50 ¹⁾	-196	-23 -34 ¹⁾
		T4	-196	80	80	80	135	75	135	-40 -50 ¹⁾	-40 -50 ¹⁾	-40 -50 ¹⁾	-196	-23 -34 ¹⁾
		T3	-196	80	80	80	200	68	200	-40 -50 ¹⁾	-40 -50 ¹⁾	-40 -50 ¹⁾	-196	-23 -34 ¹⁾
		T2 ²⁾	-196	80	80	80	280	60	280	-40 -50 ¹⁾	-40 -50 ¹⁾	-40 -50 ¹⁾	-196	-23 -34 ¹⁾

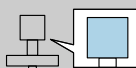
1) Only in connection with Optional specification, ID Jx = JN

2) Functional: Maximum permissible process temperature

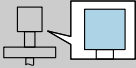
FMP54



 = A	(1)	P1		P2		P3		P4		P5		P6		
		T _p	T _a	T _p	T _a	T _p	T _a	T _p	T _a	T _p	T _a	T _p	T _a	
	A, C	T6	-196	58	58	58	85	55	85	-40	-40	-40	-196	-21
		T5	-196	73	73	73	100	70	100	-40	-40	-40	-196	-21
		T4	-196	79	79	79	135	74	135	-40	-40	-40	-196	-21
		T3	-196	79	79	79	200	68	200	-40	-40	-40	-196	-21
		T2	-196	79	79	79	300	58	300	-40	-40	-40	-196	-21
		T1	-196	79	79	79	450	41	450	-40	-40	-40	-196	-21
	B	T6	-196	57	57	57	85	55	85	-40	-40	-40	-196	-22
		T5	-196	72	72	72	100	69	100	-40	-40	-40	-196	-22
		T4	-196	72	72	72	135	66	135	-40	-40	-40	-196	-22
		T3	-196	72	72	72	200	60	200	-40	-40	-40	-196	-22
		T2	-196	72	72	72	300	50	300	-40	-40	-40	-196	-22
		T1	-196	72	72	72	450	36	450	-40	-40	-40	-196	-22

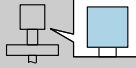
 = B	(1)	P1		P2		P3		P4		P5		P6		
		T _p	T _a	T _p	T _a	T _p	T _a	T _p	T _a	T _p	T _a	T _p	T _a	
	A, B, C	T6	-196	60	60	60	85	57	85	-40 -50 ¹⁾	-40 -50 ¹⁾	-40 -50 ¹⁾	-196	-26 -37 ¹⁾
		T5	-196	75	75	75	100	72	100	-40 -50 ¹⁾	-40 -50 ¹⁾	-40 -50 ¹⁾	-196	-26 -37 ¹⁾
		T4	-196	80	80	80	135	76	135	-40 -50 ¹⁾	-40 -50 ¹⁾	-40 -50 ¹⁾	-196	-26 -37 ¹⁾
		T3	-196	80	80	80	200	71	200	-40 -50 ¹⁾	-40 -50 ¹⁾	-40 -50 ¹⁾	-196	-26 -37 ¹⁾
		T2	-196	80	80	80	300	63	300	-40 -50 ¹⁾	-40 -50 ¹⁾	-40 -50 ¹⁾	-196	-26 -37 ¹⁾
		T1	-196	80	80	80	450	52	450	-40 -50 ¹⁾	-40 -50 ¹⁾	-40 -50 ¹⁾	-196	-26 -37 ¹⁾

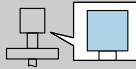
1) Only in connection with Optional specification, ID Jx = JN

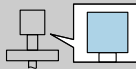
 = C	(1)	P1		P2		P3		P4		P5		P6		
		T _p	T _a	T _p	T _a	T _p	T _a	T _p	T _a	T _p	T _a	T _p	T _a	
	A, B, C	T6	-196	60	60	60	85	58	85	-40 -50 ¹⁾	-40 -50 ¹⁾	-40 -50 ¹⁾	-196	-27 -37 ¹⁾
		T5	-196	75	75	75	100	73	100	-40 -50 ¹⁾	-40 -50 ¹⁾	-40 -50 ¹⁾	-196	-27 -37 ¹⁾
		T4	-196	80	80	80	135	76	135	-40 -50 ¹⁾	-40 -50 ¹⁾	-40 -50 ¹⁾	-196	-27 -37 ¹⁾
		T3	-196	80	80	80	200	72	200	-40 -50 ¹⁾	-40 -50 ¹⁾	-40 -50 ¹⁾	-196	-27 -37 ¹⁾
		T2	-196	80	80	80	300	65	300	-40 -50 ¹⁾	-40 -50 ¹⁾	-40 -50 ¹⁾	-196	-27 -37 ¹⁾
		T1	-196	80	80	80	450	54	450	-40 -50 ¹⁾	-40 -50 ¹⁾	-40 -50 ¹⁾	-196	-27 -37 ¹⁾

1) Only in connection with Optional specification, ID Jx = JN

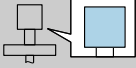
FMP55

 = A	(1)	P1		P2		P3		P4		P5		P6		
		T _p	T _a	T _p	T _a	T _p	T _a	T _p	T _a	T _p	T _a	T _p	T _a	
	A, C	T6	-50	58	58	60	85	49	85	-40	-40	-40	-50	-35
		T5	-50	73	73	73	100	64	100	-40	-40	-40	-50	-35
		T4	-50	79	79	79	135	63	135	-40	-40	-40	-50	-35
		T3	-50	79	79	79	200	37	200	-40	-40	-40	-50	-35
	B	T6	-50	57	57	57	85	49	85	-40	-40	-40	-50	-36
		T5	-50	72	72	72	100	64	100	-40	-40	-40	-50	-36
		T4	-50	72	72	72	135	53	135	-40	-40	-40	-50	-36
		T3	-50	72	72	72	200	34	200	-40	-40	-40	-50	-36

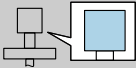
 = B	(1)	P1		P2		P3		P4		P5		P6		
		T _p	T _a	T _p	T _a	T _p	T _a	T _p	T _a	T _p	T _a	T _p	T _a	
	A, B, C	T6	-50	60	60	60	85	52	85	-40	-40	-40	-50	-37
		T5	-50	75	75	75	100	67	100	-40	-40	-40	-50	-37
		T4	-50	80	80	80	135	68	135	-40	-40	-40	-50	-37
		T3	-50	80	80	80	200	52	200	-40	-40	-40	-50	-37

 = C	(1)	P1		P2		P3		P4		P5		P6		
		T _p	T _a	T _p	T _a	T _p	T _a	T _p	T _a	T _p	T _a	T _p	T _a	
	A, B, C	T6	-50	60	60	60	85	54	85	-40	-40	-40	-50	-37
		T5	-50	75	75	75	100	69	100	-40	-40	-40	-50	-37
		T4	-50	80	80	80	135	69	135	-40	-40	-40	-50	-37
		T3	-50	80	80	80	200	56	200	-40	-40	-40	-50	-37

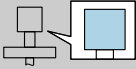
FMP56

 = A	(1)	P1		P2		P3		P4		P5		P6		
		T _p	T _a	T _p	T _a	T _p	T _a	T _p	T _a	T _p	T _a	T _p	T _a	
	A, C	T6	-40	60	60	60	85	47	85	-40	-40	-40	-	-
		T5	-40	75	75	75	100	62	100	-40	-40	-40	-	-
		T4 ¹⁾	-40	79	79	79	120	66	120	-40	-40	-40	-	-
	B	T6	-40	60	60	60	85	48	85	-40	-40	-40	-	-
		T5	-40	72	72	72	100	63	100	-40	-40	-40	-	-
		T4 ¹⁾	-40	72	72	72	120	57	120	-40	-40	-40	-	-

1) Functional: Maximum permissible process temperature

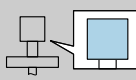
 = B	(1)	P1		P2		P3		P4		P5		P6		
		T _p	T _a	T _p	T _a	T _p	T _a	T _p	T _a	T _p	T _a	T _p	T _a	
	A, B, C	T6	-40	60	60	60	85	51	85	-40	-40	-40	-	-
		T5	-40	75	75	75	100	66	100	-40	-40	-40	-	-
		T4 ¹⁾	-40	80	80	80	120	71	120	-40	-40	-40	-	-

1) Functional: Maximum permissible process temperature

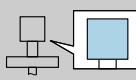
 = C	(1)	P1		P2		P3		P4		P5		P6		
		T _p	T _a	T _p	T _a	T _p	T _a	T _p	T _a	T _p	T _a	T _p	T _a	
	A, B, C	T6	-40	60	60	60	85	54	85	-40	-40	-40	-	-
		T5	-40	75	75	75	100	69	100	-40	-40	-40	-	-
		T4 ¹⁾	-40	80	80	80	120	72	120	-40	-40	-40	-	-

1) Functional: Maximum permissible process temperature

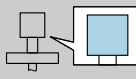
FMP57

 = A	(1)	P1		P2		P3		P4		P5		P6		
		T _p	T _a	T _p	T _a	T _p	T _a	T _p	T _a	T _p	T _a	T _p	T _a	
	A, C	T6	-40	60	60	60	85	49	85	-40	-40	-40	-	-
		T5	-40	75	75	75	100	64	100	-40	-40	-40	-	-
		T4	-40	79	79	79	135	63	135	-40	-40	-40	-	-
		T3 ¹⁾	-40	79	79	79	185	42	185	-40	-40	-40	-	-
	B	T6	-40	60	60	60	85	49	85	-40	-40	-40	-	-
		T5	-40	72	72	72	100	64	100	-40	-40	-40	-	-
		T4	-40	72	72	72	135	57	135	-40	-40	-40	-	-
		T3 ¹⁾	-40	72	72	72	185	42	185	-40	-40	-40	-	-

1) Functional: Maximum permissible process temperature

 = B	(1)	P1		P2		P3		P4		P5		P6		
		T _p	T _a	T _p	T _a	T _p	T _a	T _p	T _a	T _p	T _a	T _p	T _a	
	A, B, C	T6	-40	60	60	60	85	53	85	-40	-40	-40	-	-
		T5	-40	75	75	75	100	68	100	-40	-40	-40	-	-
		T4	-40	80	80	80	135	69	135	-40	-40	-40	-	-
		T3 ¹⁾	-40	80	80	80	185	59	185	-40	-40	-40	-	-

1) Functional: Maximum permissible process temperature

 = C	(1)	P1		P2		P3		P4		P5		P6		
		T _p	T _a	T _p	T _a	T _p	T _a	T _p	T _a	T _p	T _a	T _p	T _a	
	A, B, C	T6	-40	60	60	60	85	55	85	-40	-40	-40	-	-
		T5	-40	75	75	75	100	70	100	-40	-40	-40	-	-
		T4	-40	80	80	80	135	71	135	-40	-40	-40	-	-
		T3 ¹⁾	-40	80	80	80	185	63	185	-40	-40	-40	-	-

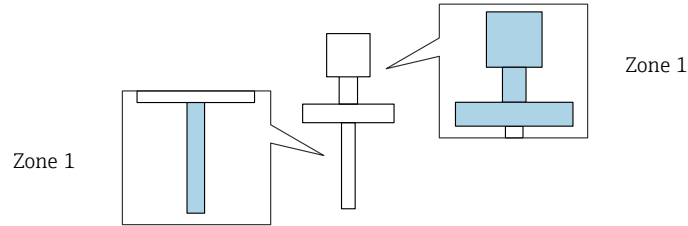
1) Functional: Maximum permissible process temperature

Zone 1: Compact; 2 channels

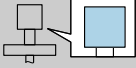
Probe design: compact
 Position 3 = B, C: 2 channels used

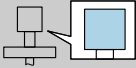
Page references to the temperature tables of the respective device types: See the following list.

- FMP50 → 20
- FMP51 → 21
- FMP52 → 23
- FMP53 → 24
- FMP54 → 25
- FMP55 → 29
- FMP56 → 30
- FMP57 → 31

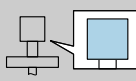


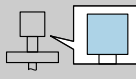
FMP50

 = A	(2)		P1		P2		P3		P4		P5		P6	
			T _p	T _a	T _p	T _a	T _p	T _a	T _p	T _a	T _p	T _a	T _p	T _a
	B	T6	-20	43	43	43	80	37	80	-20	-20	-20	-	-
	C	T6	-20	52	52	52	80	47	80	-20	-20	-20	-	-

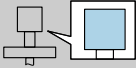
 = C	(2)		P1		P2		P3		P4		P5		P6	
			T _p	T _a	T _p	T _a	T _p	T _a	T _p	T _a	T _p	T _a	T _p	T _a
	B	T6	-20	51	51	51	80	49	80	-20	-20	-20	-	-
	C	T6	-20	54	54	54	80	52	80	-20	-20	-20	-	-

FMP51

 = A	(2)		P1		P2		P3		P4		P5		P6	
			T _p	T _a	T _p	T _a	T _p	T _a	T _p	T _a	T _p	T _a	T _p	T _a
	B	T6	-40	43	43	43	85	31	85	-40	-40	-40	-	-
		T5	-40	56	56	56	100	43	100	-40	-40	-40	-	-
		T4	-40	56	56	56	135	32	135	-40	-40	-40	-	-
	C	T6	-40	52	52	52	85	42	85	-40	-40	-40	-	-
		T5	-40	67	67	67	100	57	100	-40	-40	-40	-	-
		T4	-40	72	72	72	135	53	135	-40	-40	-40	-	-

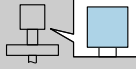
 = B	(2)		P1		P2		P3		P4		P5		P6	
			T _p	T _a	T _p	T _a	T _p	T _a	T _p	T _a	T _p	T _a	T _p	T _a
	B	T6	-40 -50 ¹⁾	51	51	51	85	43	85	-40 -50 ¹⁾	-40 -50 ¹⁾	-40 -50 ¹⁾	-	-
		T5	-40 -50 ¹⁾	66	66	66	100	58	100	-40 -50 ¹⁾	-40 -50 ¹⁾	-40 -50 ¹⁾	-	-
		T4	-40 -50 ¹⁾	75	75	75	135	60	135	-40 -50 ¹⁾	-40 -50 ¹⁾	-40 -50 ¹⁾	-	-
		T3	-40 -50 ¹⁾	75	75	75	200	45	200	-40 -50 ¹⁾	-40 -50 ¹⁾	-40 -50 ¹⁾	-	-
	C	T6	-40 -50 ¹⁾	54	54	54	85	46	85	-40 -50 ¹⁾	-40 -50 ¹⁾	-40 -50 ¹⁾	-	-
		T5	-40 -50 ¹⁾	69	69	69	100	61	100	-40 -50 ¹⁾	-40 -50 ¹⁾	-40 -50 ¹⁾	-	-
		T4	-40 -50 ¹⁾	78	78	78	135	64	135	-40 -50 ¹⁾	-40 -50 ¹⁾	-40 -50 ¹⁾	-	-
		T3	-40 -50 ¹⁾	78	78	78	200	48	200	-40 -50 ¹⁾	-40 -50 ¹⁾	-40 -50 ¹⁾	-	-

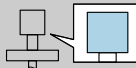
1) Only in connection with Optional specification, ID Jx = JN

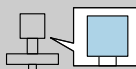
 = C	(2)		P1		P2		P3		P4		P5		P6	
			T _p	T _a	T _p	T _a	T _p	T _a	T _p	T _a	T _p	T _a	T _p	T _a
	B	T6	-40 -50 ¹⁾	51	51	51	85	44	85	-40 -50 ¹⁾	-40 -50 ¹⁾	-40 -50 ¹⁾	-	-
		T5	-40 -50 ¹⁾	66	66	66	100	59	100	-40 -50 ¹⁾	-40 -50 ¹⁾	-40 -50 ¹⁾	-	-
		T4	-40 -50 ¹⁾	75	75	75	135	63	135	-40 -50 ¹⁾	-40 -50 ¹⁾	-40 -50 ¹⁾	-	-
		T3	-40 -50 ¹⁾	75	75	75	200	50	200	-40 -50 ¹⁾	-40 -50 ¹⁾	-40 -50 ¹⁾	-	-
	C	T6	-40 -50 ¹⁾	54	54	54	85	48	85	-40 -50 ¹⁾	-40 -50 ¹⁾	-40 -50 ¹⁾	-	-
		T5	-40 -50 ¹⁾	69	69	69	100	63	100	-40 -50 ¹⁾	-40 -50 ¹⁾	-40 -50 ¹⁾	-	-
		T4	-40 -50 ¹⁾	78	78	78	135	66	135	-40 -50 ¹⁾	-40 -50 ¹⁾	-40 -50 ¹⁾	-	-
		T3	-40 -50 ¹⁾	78	78	78	200	53	200	-40 -50 ¹⁾	-40 -50 ¹⁾	-40 -50 ¹⁾	-	-

1) Only in connection with Optional specification, ID Jx = JN

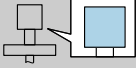
FMP52

 = A	(2)		P1		P2		P3		P4		P5		P6	
			T _p	T _a	T _p	T _a	T _p	T _a	T _p	T _a	T _p	T _a	T _p	T _a
	B	T6	-50	43	43	43	85	33	85	-40	-40	-40	-50	-36
		T5	-50	56	56	56	100	45	100	-40	-40	-40	-50	-36
		T4	-50	56	56	56	135	37	135	-40	-40	-40	-50	-36
	C	T6	-50	52	52	52	85	44	85	-40	-40	-40	-50	-35
		T5	-50	67	67	67	100	59	100	-40	-40	-40	-50	-35
		T4	-50	72	72	72	135	57	135	-40	-40	-40	-50	-35
		T3	-50	72	72	72	200	37	200	-40	-40	-40	-50	-35

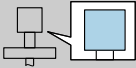
 = B	(2)		P1		P2		P3		P4		P5		P6	
			T _p	T _a	T _p	T _a	T _p	T _a	T _p	T _a	T _p	T _a	T _p	T _a
	B	T6	-50	51	51	51	85	44	85	-40	-40	-40	-50	-37
		T5	-50	66	66	66	100	59	100	-40	-40	-40	-50	-37
		T4	-50	75	75	75	135	61	135	-40	-40	-40	-50	-37
		T3	-50	75	75	75	200	47	200	-40	-40	-40	-50	-37
	C	T6	-50	54	54	54	85	47	85	-40	-40	-40	-50	-37
		T5	-50	69	69	69	100	62	100	-40	-40	-40	-50	-37
		T4	-50	78	78	78	135	65	135	-40	-40	-40	-50	-37
		T3	-50	78	78	78	200	50	200	-40	-40	-40	-50	-37

 = C	(2)		P1		P2		P3		P4		P5		P6	
			T _p	T _a	T _p	T _a	T _p	T _a	T _p	T _a	T _p	T _a	T _p	T _a
	B	T6	-50	51	51	51	85	45	85	-40	-40	-40	-50	-38
		T5	-50	66	66	66	100	60	100	-40	-40	-40	-50	-38
		T4	-50	75	75	75	135	64	135	-40	-40	-40	-50	-38
		T3	-50	75	75	75	200	52	200	-40	-40	-40	-50	-38
	C	T6	-50	54	54	54	85	48	85	-40	-40	-40	-50	-37
		T5	-50	69	69	69	100	63	100	-40	-40	-40	-50	-37
		T4	-50	78	78	78	135	67	135	-40	-40	-40	-50	-37
		T3	-50	78	78	78	200	55	200	-40	-40	-40	-50	-37

FMP53

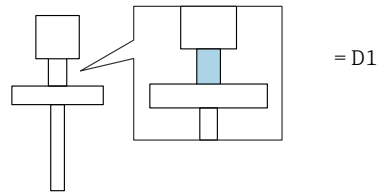
 = A	(2)	P1		P2		P3		P4		P5		P6		
		T _p	T _a	T _p	T _a	T _p	T _a	T _p	T _a	T _p	T _a	T _p	T _a	
	B	T6	-20	43	43	43	85	32	85	-20	-20	-20	-	-
		T5	-20	56	56	56	100	44	100	-20	-20	-20	-	-
		T4	-20	56	56	56	135	34	135	-20	-20	-20	-	-
		T3 ¹⁾	-20	56	56	56	150	30	150	-20	-20	-20	-	-
	C	T6	-20	52	52	52	85	43	85	-20	-20	-20	-	-
		T5	-20	67	67	67	100	58	100	-20	-20	-20	-	-
		T4	-20	72	72	72	135	55	135	-20	-20	-20	-	-
		T3 ¹⁾	-20	72	72	72	150	51	150	-20	-20	-20	-	-

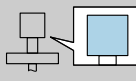
1) Functional: Maximum permissible process temperature

 = C	(2)	P1		P2		P3		P4		P5		P6		
		T _p	T _a	T _p	T _a	T _p	T _a	T _p	T _a	T _p	T _a	T _p	T _a	
	B	T6	-20	51	51	51	85	44	85	-20	-20	-20	-	-
		T5	-20	66	66	66	100	59	100	-20	-20	-20	-	-
		T4	-20	75	75	75	135	63	135	-20	-20	-20	-	-
		T3 ¹⁾	-20	75	75	75	150	59	150	-20	-20	-20	-	-
	C	T6	-20	54	54	54	85	48	85	-20	-20	-20	-	-
		T5	-20	69	69	69	100	63	100	-20	-20	-20	-	-
		T4	-20	78	78	78	135	66	135	-20	-20	-20	-	-
		T3 ¹⁾	-20	78	78	78	150	63	150	-20	-20	-20	-	-

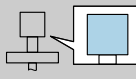
1) Functional: Maximum permissible process temperature

FMP54



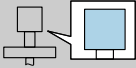
 = A	(2)	P1		P2		P3		P4		P5		P6		
		T _p	T _a	T _p	T _a	T _p	T _a	T _p	T _a	T _p	T _a	T _p	T _a	
	B	T6	-196	43	43	43	85	37	85	-40	-40	-40	-196	-5
		T5	-196	56	56	56	100	50	100	-40	-40	-40	-196	-5
		T4	-196	56	56	56	135	44	135	-40	-40	-40	-196	-5
		T3	-196	56	56	56	200	35	200	-40	-40	-40	-196	-5
	C	T6	-196	52	52	52	85	47	85	-40	-40	-40	-196	-5
		T5	-196	67	67	67	100	62	100	-40	-40	-40	-196	-5
		T4	-196	72	72	72	135	63	135	-40	-40	-40	-196	-5
		T3	-196	72	72	72	200	53	200	-40	-40	-40	-196	-5
		T2 ¹⁾	-196	72	72	72	280	41	280	-40	-40	-40	-196	-5

1) Functional: Maximum permissible process temperature

 = B	(2)	P1		P2		P3		P4		P5		P6		
		T _p	T _a	T _p	T _a	T _p	T _a	T _p	T _a	T _p	T _a	T _p	T _a	
	B	T6	-196	51	51	51	85	47	85	-40 -50 ¹⁾	-40 -50 ¹⁾	-40 -50 ¹⁾	-196	-16 -27 ¹⁾
		T5	-196	66	66	66	100	62	100	-40 -50 ¹⁾	-40 -50 ¹⁾	-40 -50 ¹⁾	-196	-16 -27 ¹⁾
		T4	-196	75	75	75	135	67	135	-40 -50 ¹⁾	-40 -50 ¹⁾	-40 -50 ¹⁾	-196	-16 -27 ¹⁾
		T3	-196	75	75	75	200	58	200	-40 -50 ¹⁾	-40 -50 ¹⁾	-40 -50 ¹⁾	-196	-16 -27 ¹⁾
		T2 ²⁾	-196	75	75	75	280	48	280	-40 -50 ¹⁾	-40 -50 ¹⁾	-40 -50 ¹⁾	-196	-16 -27 ¹⁾
	C	T6	-196	54	54	54	85	50	85	-40 -50 ¹⁾	-40 -50 ¹⁾	-40 -50 ¹⁾	-196	-16 -27 ¹⁾
		T5	-196	69	69	69	100	65	100	-40 -50 ¹⁾	-40 -50 ¹⁾	-40 -50 ¹⁾	-196	-16 -27 ¹⁾
		T4	-196	78	78	78	135	70	135	-40 -50 ¹⁾	-40 -50 ¹⁾	-40 -50 ¹⁾	-196	-16 -27 ¹⁾
		T3	-196	78	78	78	200	61	200	-40 -50 ¹⁾	-40 -50 ¹⁾	-40 -50 ¹⁾	-196	-16 -27 ¹⁾
		T2 ²⁾	-196	78	78	78	280	51	280	-40 -50 ¹⁾	-40 -50 ¹⁾	-40 -50 ¹⁾	-196	-16 -27 ¹⁾

1) Only in connection with Optional specification, ID Jx = JN

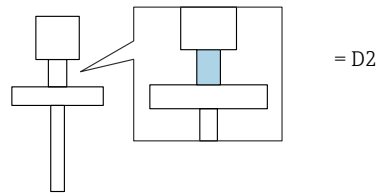
2) Functional: Maximum permissible process temperature

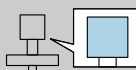
 = C	(2)	P1		P2		P3		P4		P5		P6		
		T _p	T _a	T _p	T _a	T _p	T _a	T _p	T _a	T _p	T _a	T _p	T _a	
	B	T6	-196	51	51	51	85	48	85	-40 -50 ¹⁾	-40 -50 ¹⁾	-40 -50 ¹⁾	-196	-23 -34 ¹⁾
		T5	-196	66	66	66	100	63	100	-40 -50 ¹⁾	-40 -50 ¹⁾	-40 -50 ¹⁾	-196	-23 -34 ¹⁾
		T4	-196	75	75	75	135	69	135	-40 -50 ¹⁾	-40 -50 ¹⁾	-40 -50 ¹⁾	-196	-23 -34 ¹⁾
		T3	-196	75	75	75	200	63	200	-40 -50 ¹⁾	-40 -50 ¹⁾	-40 -50 ¹⁾	-196	-23 -34 ¹⁾
		T2 ²⁾	-196	75	75	75	280	55	280	-40 -50 ¹⁾	-40 -50 ¹⁾	-40 -50 ¹⁾	-196	-23 -34 ¹⁾
	C	T6	-196	54	54	54	85	51	85	-40 -50 ¹⁾	-40 -50 ¹⁾	-40 -50 ¹⁾	-196	-23 -34 ¹⁾
		T5	-196	69	69	69	100	66	100	-40 -50 ¹⁾	-40 -50 ¹⁾	-40 -50 ¹⁾	-196	-23 -34 ¹⁾
		T4	-196	78	78	78	135	72	135	-40 -50 ¹⁾	-40 -50 ¹⁾	-40 -50 ¹⁾	-196	-23 -34 ¹⁾
		T3	-196	78	78	78	200	65	200	-40 -50 ¹⁾	-40 -50 ¹⁾	-40 -50 ¹⁾	-196	-23 -34 ¹⁾
		T2 ²⁾	-196	78	78	78	280	57	280	-40 -50 ¹⁾	-40 -50 ¹⁾	-40 -50 ¹⁾	-196	-23 -34 ¹⁾

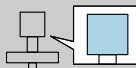
1) Only in connection with Optional specification, ID Jx = JN

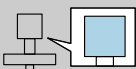
2) Functional: Maximum permissible process temperature

FMP54

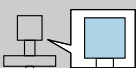


 = A	(2)	P1		P2		P3		P4		P5		P6		
		T _p	T _a	T _p	T _a	T _p	T _a	T _p	T _a	T _p	T _a	T _p	T _a	
	B	T6	-196	43	43	43	85	39	85	-40	-40	-40	-196	-22
		T5	-196	56	56	56	100	52	100	-40	-40	-40	-196	-22
		T4	-196	56	56	56	135	49	135	-40	-40	-40	-196	-22
		T3	-196	56	56	56	200	43	200	-40	-40	-40	-196	-22
		T2	-196	56	56	56	300	33	300	-40	-40	-40	-196	-22
		T1	-196	56	56	56	450	36	450	-40	-40	-40	-196	-21
	C	T6	-196	52	52	52	85	49	85	-40	-40	-40	-196	-21
		T5	-196	67	67	67	100	64	100	-40	-40	-40	-196	-21
		T4	-196	72	72	72	135	66	135	-40	-40	-40	-196	-21
		T3	-196	72	72	72	200	60	200	-40	-40	-40	-196	-21
		T2	-196	72	72	72	300	51	300	-40	-40	-40	-196	-21
		T1	-196	72	72	72	450	36	450	-40	-40	-40	-196	-21

 = B	(2)	P1		P2		P3		P4		P5		P6		
		T _p	T _a	T _p	T _a	T _p	T _a	T _p	T _a	T _p	T _a	T _p	T _a	
	B	T6	-196	51	51	51	85	49	85	-40 -50 ¹⁾	-40 -50 ¹⁾	-40 -50 ¹⁾	-196	-27 -37 ¹⁾
		T5	-196	66	66	66	100	64	100	-40 -50 ¹⁾	-40 -50 ¹⁾	-40 -50 ¹⁾	-196	-27 -37 ¹⁾
		T4	-196	75	75	75	135	70	135	-40 -50 ¹⁾	-40 -50 ¹⁾	-40 -50 ¹⁾	-196	-27 -37 ¹⁾
		T3	-196	75	75	75	200	66	200	-40 -50 ¹⁾	-40 -50 ¹⁾	-40 -50 ¹⁾	-196	-27 -37 ¹⁾
		T2	-196	75	75	75	300	58	300	-40 -50 ¹⁾	-40 -50 ¹⁾	-40 -50 ¹⁾	-196	-27 -37 ¹⁾
		T1	-196	75	75	75	450	47	450	-40 -50 ¹⁾	-40 -50 ¹⁾	-40 -50 ¹⁾	-196	-27 -37 ¹⁾

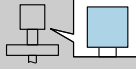
 = B	(2)	P1		P2		P3		P4		P5		P6		
		T _p	T _a	T _p	T _a	T _p	T _a	T _p	T _a	T _p	T _a	T _p	T _a	
	C	T6	-196	54	54	54	85	52	85	-40 -50 ¹⁾	-40 -50 ¹⁾	-40 -50 ¹⁾	-196	-26 -37 ¹⁾
		T5	-196	69	69	69	100	67	100	-40 -50 ¹⁾	-40 -50 ¹⁾	-40 -50 ¹⁾	-196	-26 -37 ¹⁾
		T4	-196	78	78	78	135	73	135	-40 -50 ¹⁾	-40 -50 ¹⁾	-40 -50 ¹⁾	-196	-26 -37 ¹⁾
		T3	-196	78	78	78	200	68	200	-40 -50 ¹⁾	-40 -50 ¹⁾	-40 -50 ¹⁾	-196	-26 -37 ¹⁾
		T2	-196	78	78	78	300	61	300	-40 -50 ¹⁾	-40 -50 ¹⁾	-40 -50 ¹⁾	-196	-26 -37 ¹⁾
		T1	-196	78	78	78	450	49	450	-40 -50 ¹⁾	-40 -50 ¹⁾	-40 -50 ¹⁾	-196	-26 -37 ¹⁾

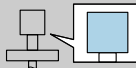
1) Only in connection with Optional specification, ID Jx = JN

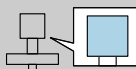
 = C	(2)	P1		P2		P3		P4		P5		P6		
		T _p	T _a	T _p	T _a	T _p	T _a	T _p	T _a	T _p	T _a	T _p	T _a	
	B	T6	-196	51	51	51	85	49	85	-40 -50 ¹⁾	-40 -50 ¹⁾	-40 -50 ¹⁾	-196	-28 -37 ¹⁾
		T5	-196	66	66	66	100	64	100	-40 -50 ¹⁾	-40 -50 ¹⁾	-40 -50 ¹⁾	-196	-28 -37 ¹⁾
		T4	-196	75	75	75	135	71	135	-40 -50 ¹⁾	-40 -50 ¹⁾	-40 -50 ¹⁾	-196	-28 -37 ¹⁾
		T3	-196	75	75	75	200	66	200	-40 -50 ¹⁾	-40 -50 ¹⁾	-40 -50 ¹⁾	-196	-28 -37 ¹⁾
		T2	-196	75	75	75	300	59	300	-40 -50 ¹⁾	-40 -50 ¹⁾	-40 -50 ¹⁾	-196	-28 -37 ¹⁾
		T1	-196	75	75	75	450	49	450	-40 -50 ¹⁾	-40 -50 ¹⁾	-40 -50 ¹⁾	-196	-28 -37 ¹⁾
	C	T6	-196	54	54	54	85	52	85	-40 -50 ¹⁾	-40 -50 ¹⁾	-40 -50 ¹⁾	-196	-27 -37 ¹⁾
		T5	-196	69	69	69	100	67	100	-40 -50 ¹⁾	-40 -50 ¹⁾	-40 -50 ¹⁾	-196	-27 -37 ¹⁾
		T4	-196	78	78	78	135	74	135	-40 -50 ¹⁾	-40 -50 ¹⁾	-40 -50 ¹⁾	-196	-27 -37 ¹⁾
		T3	-196	78	78	78	200	69	200	-40 -50 ¹⁾	-40 -50 ¹⁾	-40 -50 ¹⁾	-196	-27 -37 ¹⁾
		T2	-196	78	78	78	300	62	300	-40 -50 ¹⁾	-40 -50 ¹⁾	-40 -50 ¹⁾	-196	-27 -37 ¹⁾
		T1	-196	78	78	78	450	51	450	-40 -50 ¹⁾	-40 -50 ¹⁾	-40 -50 ¹⁾	-196	-27 -37 ¹⁾

1) Only in connection with Optional specification, ID Jx = JN

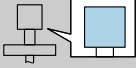
FMP55

 = A	(2)		P1		P2		P3		P4		P5		P6	
			T _p	T _a	T _p	T _a	T _p	T _a	T _p	T _a	T _p	T _a	T _p	T _a
	B	T6	-50	43	43	43	85	31	85	-40	-40	-40	-50	-36
		T5	-50	56	56	56	100	43	100	-40	-40	-40	-50	-36
		T4	-50	56	56	56	135	33	135	-40	-40	-40	-50	-36
	C	T6	-50	52	52	52	85	43	85	-40	-40	-40	-50	-35
		T5	-50	67	67	67	100	58	100	-40	-40	-40	-50	-35
		T4	-50	72	72	72	135	54	135	-40	-40	-40	-50	-35
		T3	-50	72	72	72	200	35	200	-40	-40	-40	-50	-35

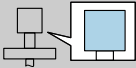
 = B	(2)		P1		P2		P3		P4		P5		P6	
			T _p	T _a	T _p	T _a	T _p	T _a	T _p	T _a	T _p	T _a	T _p	T _a
	B	T6	-50	51	51	51	85	44	85	-40	-40	-40	-50	-37
		T5	-50	66	66	66	100	59	100	-40	-40	-40	-50	-37
		T4	-50	75	75	75	135	62	135	-40	-40	-40	-50	-37
		T3	-50	75	75	75	200	48	200	-40	-40	-40	-50	-37
	C	T6	-50	54	54	54	85	47	85	-40	-40	-40	-50	-37
		T5	-50	69	69	69	100	62	100	-40	-40	-40	-50	-37
		T4	-50	78	78	78	135	65	135	-40	-40	-40	-50	-37
		T3	-50	78	78	78	200	50	200	-40	-40	-40	-50	-37

 = C	(2)		P1		P2		P3		P4		P5		P6	
			T _p	T _a	T _p	T _a	T _p	T _a	T _p	T _a	T _p	T _a	T _p	T _a
	B	T6	-50	51	51	51	85	45	85	-40	-40	-40	-50	-38
		T5	-50	66	66	66	100	60	100	-40	-40	-40	-50	-38
		T4	-50	75	75	75	135	63	135	-40	-40	-40	-50	-38
		T3	-50	75	75	75	200	50	200	-40	-40	-40	-50	-38
	C	T6	-50	54	54	54	85	48	85	-40	-40	-40	-50	-37
		T5	-50	69	69	69	100	63	100	-40	-40	-40	-50	-37
		T4	-50	78	78	78	135	66	135	-40	-40	-40	-50	-37
		T3	-50	78	78	78	200	54	200	-40	-40	-40	-50	-37

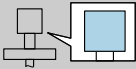
FMP56

 = A	(2)	P1		P2		P3		P4		P5		P6		
		T _p	T _a	T _p	T _a	T _p	T _a	T _p	T _a	T _p	T _a	T _p	T _a	
	B	T6	-40	43	43	43	85	30	85	-40	-40	-40	-	-
		T5	-40	56	56	56	100	42	100	-40	-40	-40	-	-
		T4 ¹⁾	-40	56	56	56	120	36	120	-40	-40	-40	-	-
	C	T6	-40	52	52	52	85	42	85	-40	-40	-40	-	-
		T5	-40	67	67	67	100	57	100	-40	-40	-40	-	-
		T4 ¹⁾	-40	72	72	72	120	57	120	-40	-40	-40	-	-

1) Functional: Maximum permissible process temperature

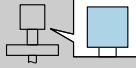
 = B	(2)	P1		P2		P3		P4		P5		P6		
		T _p	T _a	T _p	T _a	T _p	T _a	T _p	T _a	T _p	T _a	T _p	T _a	
	B	T6	-40	51	51	51	85	43	85	-40	-40	-40	-	-
		T5	-40	66	66	66	100	58	100	-40	-40	-40	-	-
		T4 ¹⁾	-40	75	75	75	120	64	120	-40	-40	-40	-	-
	C	T6	-40	54	54	54	85	47	85	-40	-40	-40	-	-
		T5	-40	69	69	69	100	62	100	-40	-40	-40	-	-
		T4 ¹⁾	-40	78	78	78	120	68	120	-40	-40	-40	-	-

1) Functional: Maximum permissible process temperature

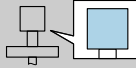
 = C	(2)	P1		P2		P3		P4		P5		P6		
		T _p	T _a	T _p	T _a	T _p	T _a	T _p	T _a	T _p	T _a	T _p	T _a	
	B	T6	-40	51	51	51	85	44	85	-40	-40	-40	-	-
		T5	-40	66	66	66	100	59	100	-40	-40	-40	-	-
		T4 ¹⁾	-40	75	75	75	120	66	120	-40	-40	-40	-	-
	C	T6	-40	54	54	54	85	48	85	-40	-40	-40	-	-
		T5	-40	69	69	69	100	63	100	-40	-40	-40	-	-
		T4 ¹⁾	-40	78	78	78	120	69	120	-40	-40	-40	-	-

1) Functional: Maximum permissible process temperature

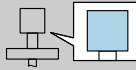
FMP57

 = A	(2)		P1		P2		P3		P4		P5		P6	
			T _p	T _a	T _p	T _a	T _p	T _a	T _p	T _a	T _p	T _a	T _p	T _a
	B	T6	-40	43	43	43	85	33	85	-40	-40	-40	-	-
		T5	-40	56	56	56	100	46	100	-40	-40	-40	-	-
		T4	-40	56	56	56	135	37	135	-40	-40	-40	-	-
	C	T6	-40	52	52	52	85	44	85	-40	-40	-40	-	-
		T5	-40	67	67	67	100	59	100	-40	-40	-40	-	-
		T4	-40	72	72	72	135	57	135	-40	-40	-40	-	-
		T3 ¹⁾	-40	72	72	72	185	42	185	-40	-40	-40	-	-

1) Functional: Maximum permissible process temperature

 = B	(2)		P1		P2		P3		P4		P5		P6	
			T _p	T _a	T _p	T _a	T _p	T _a	T _p	T _a	T _p	T _a	T _p	T _a
	B	T6	-40	51	51	51	85	45	85	-40	-40	-40	-	-
		T5	-40	66	66	66	100	60	100	-40	-40	-40	-	-
		T4	-40	75	75	75	135	63	135	-40	-40	-40	-	-
		T3 ¹⁾	-40	75	75	75	185	53	185	-40	-40	-40	-	-
	C	T6	-40	54	54	54	85	48	85	-40	-40	-40	-	-
		T5	-40	69	69	69	100	63	100	-40	-40	-40	-	-
		T4	-40	78	78	78	135	66	135	-40	-40	-40	-	-
T3 ¹⁾	-40	78	78	78	185	57	185	-40	-40	-40	-	-		

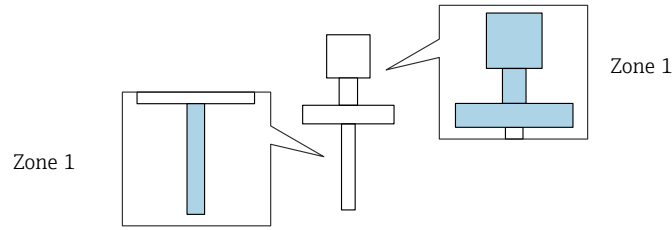
1) Functional: Maximum permissible process temperature

 = C	(2)		P1		P2		P3		P4		P5		P6	
			T _p	T _a	T _p	T _a	T _p	T _a	T _p	T _a	T _p	T _a	T _p	T _a
	B	T6	-40	51	51	51	85	46	85	-40	-40	-40	-	-
		T5	-40	66	66	66	100	61	100	-40	-40	-40	-	-
		T4	-40	75	75	75	135	65	135	-40	-40	-40	-	-
		T3 ¹⁾	-40	75	75	75	185	57	185	-40	-40	-40	-	-
	C	T6	-40	54	54	54	85	49	85	-40	-40	-40	-	-
		T5	-40	69	69	69	100	64	100	-40	-40	-40	-	-
		T4	-40	78	78	78	135	68	135	-40	-40	-40	-	-
T3 ¹⁾	-40	78	78	78	185	61	185	-40	-40	-40	-	-		

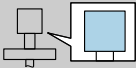
1) Functional: Maximum permissible process temperature

Zone 1: Remote; 1 channel

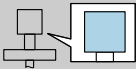
Probe design: remote
 Position 3 = A, B, C: 1 channels used
 Optional specification, ID Mx = MB, MC, MD



FMP5x

 = A	(1)	P1		P2		P3		P4		P5		P6		
		$T_p^{1)}$	T_a	$T_p^{1)}$	T_a	$T_p^{1)}$	T_a	$T_p^{1)}$	T_a	$T_p^{1)}$	T_a	$T_p^{1)}$	T_a	
	A	T6	-	58	-	58	-	58	-	-40	-	-40	-	-
	B	T6	-	57	-	57	-	57	-	-40	-	-40	-	-
	C	T6	-	60	-	60	-	60	-	-40	-	-40	-	-

1) T_p = dependent on the sensor

 = B, C	(1)	P1		P2		P3		P4		P5		P6		
		$T_p^{1)}$	T_a	$T_p^{1)}$	T_a	$T_p^{1)}$	T_a	$T_p^{1)}$	T_a	$T_p^{1)}$	T_a	$T_p^{1)}$	T_a	
	A, B	T6	-	60	-	60	-	60	-	-40	-	-40	-	-
		T5	-	75	-	75	-	75	-	-40	-	-40	-	-
	C	T6	-	60	-	60	-	60	-	-40	-	-40	-	-
		T5	-	80	-	80	-	80	-	-40	-	-40	-	-

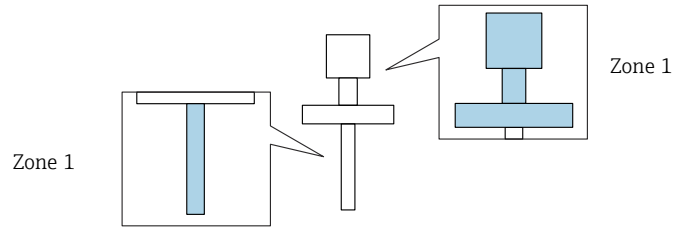
1) T_p = dependent on the sensor

Zone 1: Remote; 2 channels

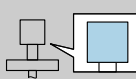
Probe design: remote

Position 3 = B, C: 2 channels used

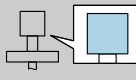
Optional specification, ID Mx = MB, MC, MD



FMP5x

 = A	(2)		P1		P2		P3		P4		P5		P6	
			$T_p^{1)}$	T_a	$T_p^{1)}$	T_a	$T_p^{1)}$	T_a	$T_p^{1)}$	T_a	$T_p^{1)}$	T_a	$T_p^{1)}$	T_a
	B	T6	-	43	-	43	-	43	-	-40	-	-40	-	-
	C	T6	-	52	-	52	-	52	-	-40	-	-40	-	-

1) T_p = dependent on the sensor

 = B, C	(2)		P1		P2		P3		P4		P5		P6	
			$T_p^{1)}$	T_a	$T_p^{1)}$	T_a	$T_p^{1)}$	T_a	$T_p^{1)}$	T_a	$T_p^{1)}$	T_a	$T_p^{1)}$	T_a
	B	T6	-	51	-	51	-	51	-	-40	-	-40	-	-
		T5	-	66	-	66	-	66	-	-40	-	-40	-	-
	C	T6	-	54	-	54	-	54	-	-40	-	-40	-	-
		T5	-	78	-	78	-	78	-	-40	-	-40	-	-

1) T_p = dependent on the sensor





www.addresses.endress.com
