

Information on the Pressure Equipment Directive

LPGmass

The following information relates to devices which have been examined in accordance with the guidelines of the Pressure Equipment Directive 97/23/EC.

Type code

The code on the nameplate of the measuring device indicates whether the device in question has been examined in accordance with the Pressure Equipment Directive:

Typenschlüssel	Definition
8FE40-P/R*****	P/R = Approved in accordance with Pressure Equipment Directive, Category III

Classification

The classification of the measuring device as per Art. 3 Par. 3, Cat. I/II or III is in accordance with the PED 97/23/EC, Annex II, Tables 6 to 9.

Taking the flange-independent maximum pressure of the LPGmass into account, the following is the maximum classification:

Device		Application				
Type	Nominal diameter	Stable gases and fluids				Unstable gases
		Piping for gases, steams and liquids with a vapour pressure > 0.5 bar		Piping for liquids with a vapour pressure < 0.5 bar		
		Group 1 fluids	Group 2 fluids	Group 1 fluids	Group 2 fluids	
LPGmass	DN 40	Cat. II	Cat. I	Cat. II	Art. 3 Par. 3	Cat. III

- Group 1 fluids: explosive, flammable, toxic or oxidising media
- Group 2 fluids: non-explosive, non-flammable, non-toxic and non-oxidising media

The Promass E sensor of LPGmass is suitable for all gas groups and fluids according to the Pressure Equipment Directive without any restrictions.

Approval number

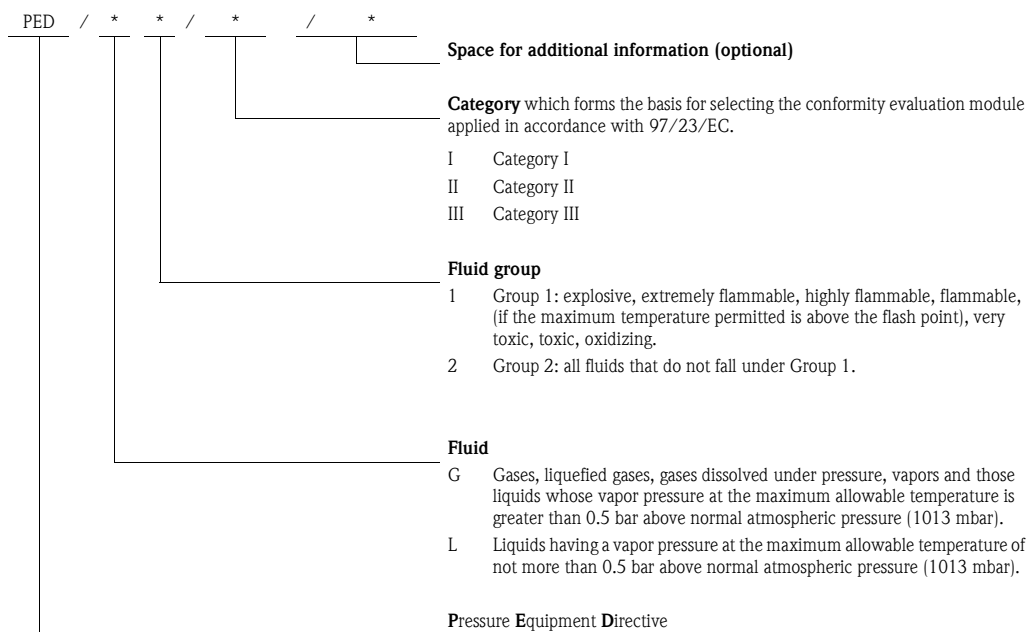
For the Promass E sensor of the LPGmass measuring system, the approval number for the type examination as per Lloyd's Register Nederland BV (Stoomwezen) is **PED/B/8035592**.



Note!

Labeling of pressure equipment

The following additional labeling is used to make it easier to identify devices bearing the CE mark on account of the Pressure Equipment Directive.



Additional information

All measuring devices undergo a pressure unit test with at least 1.5 times the maximum pressure rating. For more details, please refer to the 3.1 certificate provided.

The sensor housing protects the inner electronics and mechanics and is filled with dry nitrogen. It does not serve as secondary containment. A pressure of 5 bar for pressure resistance can be given as guidance for the housing.



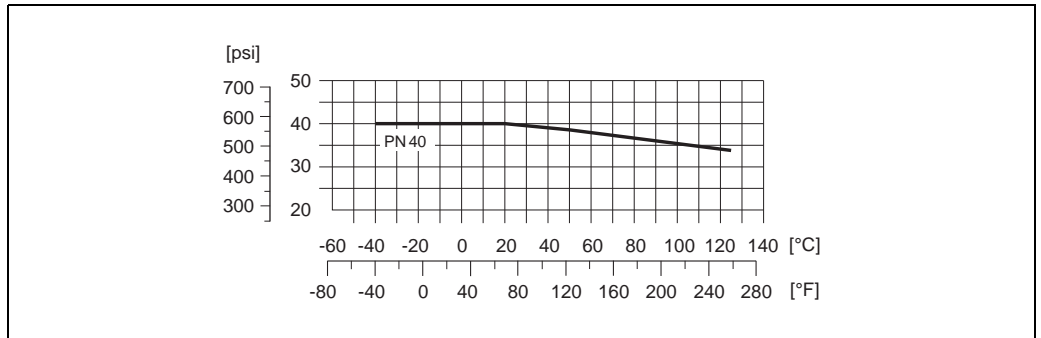
Caution!

In case a danger of measuring tube failure exists due to process characteristics, e.g. with corrosive process fluids, a mechanical overload of the housing can occur which could lead to a housing failure and accordingly is connected with an increased danger potential (only for Promass E). It is therefore of high importance to clarify the compatibility of process fluid with the measuring tube material and to observe the specified maximum process pressure.

Material load diagrams

Flange according to
EN 1092-1 (DIN 2501,
DIN 2512N)

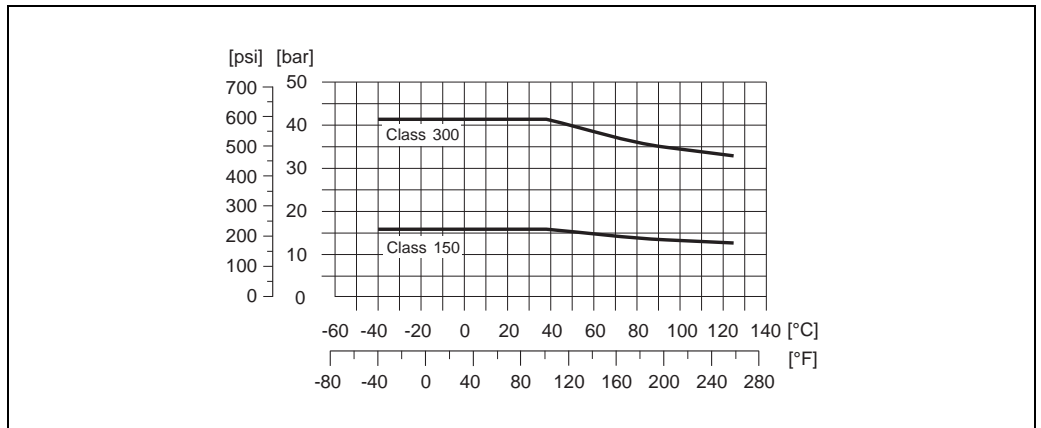
Connection material: 1.4404/316L



A0007885-ae

Flange according to
ANSI B 6.5

Connection material: 1.4404/316L



A0007886-ae

www.endress.com/worldwide

Endress+Hauser 
People for Process Automation
